

## Behringer 0722-ABF

# Behringer Pro VS Mini Portable 5-Voice Hybrid Synthesizer

USER MANUAL - MODEL: 0722-ABF

## Introduction

The Behringer Pro VS Mini is a compact and powerful 5-voice hybrid synthesizer designed for musicians and sound designers. It features 4 vector morphing oscillators per voice, an analog low-pass filter, a 16-step sequencer, and an arpeggiator, offering extensive sound creation possibilities in a portable form factor.



Figure 1: Front view of the Behringer Pro VS Mini, showcasing its compact design and control layout.

## Key Features:

- 4-voice Hybrid Synthesizer Module with 16 Vector Oscillators
- Analog Low-pass Filter, 16-Step Sequencer, and Arpeggiator
- Dedicated Filter, Amplifier, and Oscillator Envelopes
- Advanced Wavetable Synthesis Capabilities
- Sync In for external clock synchronization

## Setup Guide

Follow these steps to set up your Behringer Pro VS Mini for the first time.

### 1. Power Connection

The Pro VS Mini can be powered via its USB-C port. Connect a standard USB-C cable to the device and to a compatible USB power adapter (not included) or a powered USB hub. The unit can also be powered by a power bank for portable use.

### 2. Audio Output

Connect headphones to the 2.5mm headphones output jack for monitoring. For connecting to an external mixer or audio interface, use an appropriate adapter if necessary.

### 3. MIDI Connectivity

The Pro VS Mini features a full-size MIDI DIN input for connecting to external MIDI controllers, sequencers, or other MIDI devices. This allows for control over notes, parameters, and synchronization.

For synchronization with other gear, utilize the dedicated Sync In port.



Figure 2: Rear view of the Behringer Pro VS Mini, showing the USB-C power input, MIDI IN, and Sync ports.

### 4. Initial Power-On

Once all connections are made, power on the unit. The display will illuminate, and the device will be ready for operation.

# Operating Instructions

This section covers the basic operation and sound design capabilities of your Pro VS Mini.



Figure 3: Detailed front view of the Behringer Pro VS Mini, highlighting the main controls and display.

## 1. User Interface Overview

The Pro VS Mini features a clear OLED display and a matrix of knobs and buttons for intuitive control. The main joystick allows for real-time vector morphing between the four oscillators (A, B, C, D).

- **Waveform Mix Joystick:** Controls the blend of the four oscillators (A, B, C, D).
- **Data Entry Knobs:** Used for navigating menus and adjusting parameters.
- **Prog/Octave Buttons:** For program selection and octave shifting.
- **Volume Knob:** Adjusts the overall output volume.

## 2. Sound Synthesis Parameters

The synthesizer offers comprehensive control over its sound engine:

- **Envelope Section:** Dedicated ADSR envelopes for Filter, Amplifier, and Oscillators.
- **Analog Filter:** Control Cutoff and Resonance for the analog low-pass filter.
- **LFO Section:** Modulate various parameters with the Low-Frequency Oscillator.
- **Wavetable Synthesis:** Explore a wide range of wavetables for unique sonic textures.

## 3. Sequencer and Arpeggiator

The built-in 16-step sequencer allows for pattern creation, while the arpeggiator generates rhythmic melodic patterns from held notes. Use the dedicated buttons for Play, Record, and Clear functions.

## 4. Presets and Memory

The Pro VS Mini allows you to store and recall your custom sounds. Use the **MEMORY** and **WRITE** buttons to manage your presets. The device has a capacity for 32 user presets.

## Maintenance

Proper care and maintenance will ensure the longevity and optimal performance of your Behringer Pro VS Mini.

### 1. Cleaning

Regularly wipe the unit with a soft, dry, lint-free cloth. Do not use abrasive cleaners, waxes, or solvents. Avoid spraying liquids directly onto the unit.

### 2. Storage

When not in use, store the synthesizer in a cool, dry place away from direct sunlight, extreme temperatures, and excessive humidity. Protect it from dust and physical impact.

### 3. Firmware Updates

Behringer periodically releases firmware updates to improve performance, add features, or fix bugs. Check the official Behringer website for the latest firmware and instructions on how to update your device.

## Troubleshooting

If you encounter issues with your Pro VS Mini, refer to the following common problems and solutions.

### No Power / Unit Not Turning On

- Ensure the USB-C cable is securely connected to both the Pro VS Mini and the power source.
- Verify that the USB power adapter or hub is providing sufficient power. Try a different power source if available.

### No Sound Output

- Check the **VOLUME** knob and ensure it is turned up.
- Verify that headphones are properly connected to the 2.5mm output.
- Ensure a patch is loaded and active. Try loading a factory preset.
- Check the filter cutoff and envelope settings; they might be set to block sound.

### MIDI Not Responding

- Confirm that the MIDI cable is correctly connected to the MIDI IN port.
- Check the MIDI channel settings on both the Pro VS Mini and your external MIDI controller to ensure they match.
- Verify that the external MIDI controller is sending MIDI data.

### Unexpected Behavior / Freezing

- Try restarting the unit by disconnecting and reconnecting the power.
- Consider performing a factory reset (refer to the full online manual for specific instructions, as this can erase

user data).

- Ensure your firmware is up to date.

For more detailed troubleshooting or issues not covered here, please visit the official Behringer support website or contact their customer service.

### Specifications

| Feature                 | Detail                          |
|-------------------------|---------------------------------|
| Model Name              | Behringer Pro VS Mini           |
| Item Model Number       | 0722-ABF                        |
| Dimensions (L x W x H)  | 8.45 x 5.45 x 2.35 inches       |
| Item Weight             | 1.15 pounds                     |
| Power Source            | USB-C (Battery or USB Powered)  |
| Connectivity Technology | USB-C, MIDI DIN                 |
| Headphones Jack         | 2.5mm output                    |
| Number of Voices        | 5 (after firmware update 2.0.2) |
| Number of Keys          | 27 (touch keys)                 |
| Material Type           | Plastic                         |
| Color                   | Black                           |
| UPC                     | 644216666300                    |

### Warranty and Support





Behringer products are designed for reliability and performance. For detailed warranty information, please refer to the warranty card included with your product or visit the official Behringer website.

#### Customer Support

If you require technical assistance, have questions about your product, or need to arrange for service, please contact Behringer customer support through their official website. You can find FAQs, software downloads, and contact information there.

**Official Behringer Website:** [www.behringer.com](http://www.behringer.com)

Related Documents

|   |   |
|---|---|
|    | <p><a href="#">Behringer Pro-VS MINI Quick Start Guide</a></p> <p>Get started quickly with the Behringer Pro-VS MINI, a portable 4-voice hybrid synthesizer featuring vector morphing oscillators, an analog low-pass filter, and a 16-step sequencer and arpeggiator.</p>  |
|    | <p><a href="#">Behringer Pro VS MINI Quick Start Guide</a></p> <p>A quick start guide for the Behringer Pro VS MINI, a portable 5-voice hybrid synthesizer with 4 vector morphing oscillators per voice, analog low-pass filter, 16-step sequencer, and arpeggiator. Includes setup, controls, and feature explanations.</p>                                |
|   | <p><a href="#">Behringer PRO VS MINI Quick Start Guide</a></p> <p>Get started with the Behringer PRO VS MINI, a portable 4-voice hybrid synthesizer featuring vector morphing oscillators, an analog low-pass filter, a 16-step sequencer, and an arpeggiator. This guide provides essential setup and operational information.</p>                         |
|  | <p><a href="#">Behringer EDGE Analog Semi-Modular Percussion Synthesizer Quick Start Guide</a></p> <p>Comprehensive quick start guide for the Behringer EDGE Analog Semi-Modular Percussion Synthesizer, featuring 2 Oscillators, Multi-Mode Filter, Dual 8-Step Sequencer, and 16-Voice Poly Chain. Learn setup, controls, and initial sound creation.</p> |





[Behringer Pro-VS MINI Quick Start Guide](#)

Get started quickly with the Behringer Pro-VS MINI, a portable 4-voice hybrid synthesizer featuring vector morphing oscillators, an analog low-pass filter, and a 16-step sequencer and arpeggiator.

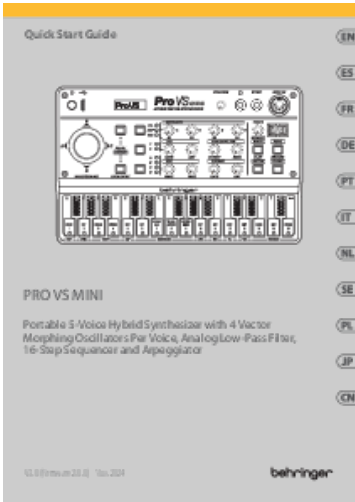
lang:en score:27 filesize: 2.53 M page\_count: 55 document date: 2023-08-08



[\[pdf\] Release Notes](#)

Release Notes BE 0722 ABF PRO VS MINI v1 1 5cdn mediavalet aunsw musictribe 6zTdai7NSUOU8tK7I4EeOA EVy DKIAwUO0JAlq 5mpQ Original 5 ||| Behringer PRO VS MINI Firmware Update Version 1.1.5 2024-05-28 Improved operation of MIX envelope loop modes 1 - 3, 2 - 3. behringer O Music Tribe Global Brands Ltd. All rights reserved. All information in this document is subject to change without any further notice. musictribe.com behringer.c...


lang:en score:17 filesize: 86.27 K page\_count: 1 document date: 2024-05-28



[Behringer Pro VS MINI Quick Start Guide](#)


A quick start guide for the Behringer Pro VS MINI, a portable 5-voice hybrid synthesizer with 4 vector morphing oscillators per voice, analog low-pass filter, 16-step sequencer, and arpeggiator. Includes setup, controls, and feature explanations.

lang:en score:17 filesize: 25.41 M page\_count: 93 document date: 2025-01-20




[pdf] Release Notes

Release Notes BE 0722 ABF PRO VS MINI v1 1 2 mediadl musictribe media PLM data docs |||  
Behringer PRO VS MINI Firmware Update Version 1.1.2 7 Nov 2023 Bug Fixes: Fixed saving of LFO2 waveform preset. Fixed Sysx parsing for LFO and MIX ENV settings. Improvements: Program Change messages can now be used to change presets from 0-32. Added 2 CCs: MIDI CC #54 - LFO 1 waveform MIDI C...  
lang:en score:16 filesize: 24.92 K page\_count: 1 document date: 2023-11-17



[pdf] Quick Start Guide Instructions Guide


PRO VS MINI QSG BE 0722 ABF Pro Mini WW mediadl musictribe media PLM data docs |||  
Quick Start Guide PRO-VS MINI Portable 4-Voice Hybrid Synthesizer with 4 Vector Morphing Oscillators Per Voice, Analog Low-Pass Filter, 16-Step Sequencer and Arpeggiator V 1.0 2 PRO-VS MINI Important Safety Instructions Terminals marked with this symbol carry electrical current of sufficient magni...  
lang:en score:16 filesize: 6.43 M page\_count: 55 document date: 2022-06-30



[pdf] Release Notes

Release Notes BE 0722 ABF PRO VS MINI v2 0 2024 12 13 Rev cdn mediavalet aunsw musictribe 9OySLvns3Uu5KGdCJTq g nQ4cX4 HdkevmXlrvTiNXw Original |||  
Behringer PRO-VS MINI Firmware Version 2.0.0 12 Dec 2024 Get Ready for the Most Inspiring PRO VS Mini Experience Yet We re thrilled to announce the release of Firmware Version 2.0.0, designed to elevate your creativity and bring even more possibilities to your PRO-VS MINI. Dive into a world of en...  
lang:en score:15 filesize: 59.12 K page\_count: 3 document date: 2024-12-13





[pdf] Release Notes

Release Notes BE 0722 ABF PRO VS MINI v2 2 2025 01 10 Rev 0cdn mediaalet aunsw musictribe  
frIF8NEF1kadC2i5iv6FvQ FD 3aWTiDUGveyyXPrk6Mg Original 0Release ||| ||| Behringer PRO-VS MINI  
Firmware Version 2.0.2 03 Jan 2025 Improvements: Resolved an issue where the portamento value  
defaulted to 0 when using the UP button during saving. Updated the default Filter Envelope Trigger FIL  
ENV TRIGGER setting t ||| Behringer PRO-VS MINI Firmware Version 2.0.2 03 Jan 2025 Improvements:  
Resolved an issue where the portamento value defaulted to 0 when using the UP button during saving.  
Updated the default Filter Envelope Trigger FIL ENV TRIGGER setting t  
Behringer PRO-VS MINI Firmware Version 2.0.2 03 Jan 2025 Improvements:  
Resolved an issue where the portamento value defaulted to 0 when using the UP  
button during saving. Updated the default Filter Envelope Trigger FIL ENV TRIGGER  
setting to Multi for enhanced flexibility. Improved the fu...  
lang:en score:13 filesize: 58.14 K page\_count: 3 document date: 2025-07-01



[pdf] Quick Start Guide Warranty

PRO VS MINI Music Tribe 1 giorno fa — MIDI OUT Desktop Computer Headphones Studio Monitors  
Audio Interface USB B A Power Adapter QSG BE 0722 ABF Pro Mini CN mediadl musictribe media  
PLM data docs |||  
PRO-VS MINI Portable 4-Voice Hybrid Synthesizer with 4 Vector Morphing Oscillators  
Per Voice, Analog Low-Pass Filter, 16-Step Sequencer and Arpeggiator V 1.0 2 PRO-  
VS MINI , TS , , , , , , 1. 2. 3. 4. 5. 6. 7. 8. , , 9. ...  
lang:en score:12 filesize: 5.61 M page\_count: 17 document date: 2022-06-30