

GH-99 Galaxy M04

User Manual: Samsung Galaxy M04 Screen Protector (3 Pack)

Model: GH-99 Galaxy M04

PRODUCT OVERVIEW

This user manual provides comprehensive instructions for the installation, use, and maintenance of your Samsung Galaxy M04 Screen Protector. This product is designed to offer superior protection and maintain the clarity and touch sensitivity of your device's screen.



Image: The product package containing three tempered glass screen protectors, ready for installation on the Samsung Galaxy M04.

FEATURES

- **9H Hardness and Scratch Resistance:** Engineered with industry-leading 9H hardness, this tempered glass provides maximum protection against drops, scratches, and impacts.

9H SUPER EXPLOSION-PROOF

FULL COVERAGE OF 3D SURFACE

No Dust • No Edge • No Gap



Prevent
breaking



Fingerprint
proof



Scratch
resistant



Prevent
Oil



Image: Demonstrates the 9H hardness and explosion-proof capabilities, showing resistance to sharp objects.

- **High Definition and Clarity:** With 99% high-definition transparency, the screen protector ensures optimal viewing experience, restoring the original color and brightness of your screen.

Extreme Clear

High transmittance restores the original color of the screen.



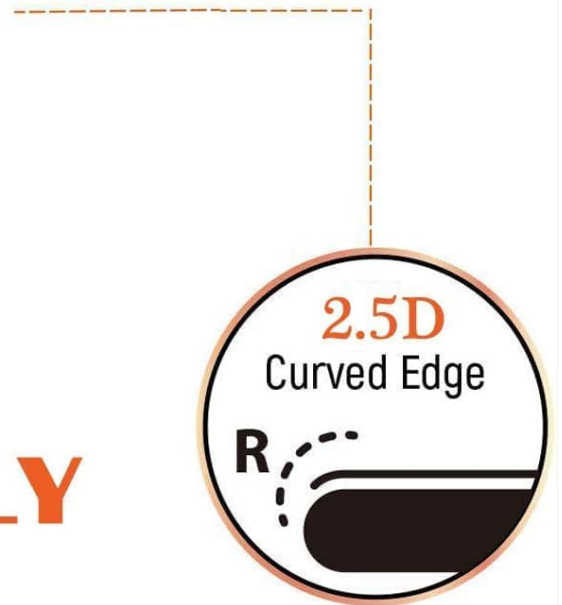
Image: Illustrates the high transmittance of the screen protector, maintaining screen clarity.

- **Anti-Fingerprint and Oil-Repellent Coating:** Features an oleophobic coating that resists fingerprints and oily smudges, keeping your screen clean and clear.



Image: Highlights the anti-oil stain and anti-fingerprint features of the screen protector.

- **Case Friendly Design:** The screen protector is designed to be slightly smaller than the actual screen size, ensuring compatibility with most phone cases without lifting or bubbling.




CASE FRIENDLY

beukei Screen protector is smaller than the actual size of the phone to ensure it is compatible with most cases

Image: Demonstrates the case-friendly design with a 2.5D curved edge, ensuring compatibility with phone cases.

- **High Touch Sensitivity:** The ultra-thin 0.3mm design ensures full compatibility with touchscreen sensitivity, including ultrasonic fingerprint recognition.



3D-TOUCH LAYER

Designed using guidelines BEUKEI screen protector is fully compatible with 3D Touch technology

Image: Illustrates the 3D touch layer, confirming full compatibility with touch screen technology.

SETUP AND INSTALLATION

Follow these steps carefully for a bubble-free installation:

1. **Clean the Screen:** Use the provided wipes to thoroughly clean your phone's screen. Ensure there is no dust, smudges, or debris.
2. **Peel Off Protective Film:** Carefully peel off the transparent protective membrane from the adhesive side of the screen protector. Avoid touching the adhesive surface.
3. **Align and Apply:** Gently align the screen protector with your phone's screen, ensuring it perfectly fits the cutouts (e.g., camera, speaker). Once aligned, press the middle of the screen protector to initiate adhesion.
4. **Remove Air Bubbles:** Use a soft cloth or the provided squeegee card to gently push any air bubbles towards the edges of the screen. Small bubbles should disappear within 24-48 hours.




Image: A visual step-by-step guide demonstrating the installation process of the screen protector.

MAINTENANCE

To ensure the longevity and clarity of your screen protector:

- Clean the screen protector regularly with a soft, lint-free cloth.
- For stubborn smudges, lightly dampen the cloth with water or a screen cleaner specifically designed for electronics. Avoid harsh chemicals.
- Do not use abrasive materials or excessive force when cleaning.

TROUBLESHOOTING

Issue	Possible Cause	Solution
Bubbles after installation	Dust particles or improper application.	Gently lift the nearest corner of the protector and reapply, pushing out bubbles with a squeegee. For small bubbles, they may disappear naturally within 24-48 hours. Ensure the screen is completely dust-free before application.

Issue	Possible Cause	Solution
Screen protector not adhering properly	Oily residue or dust on the screen; protector not aligned correctly.	Ensure the screen is thoroughly cleaned and dry before application. Realign the protector carefully.
Reduced touch sensitivity	Improper installation or a faulty protector.	Ensure the protector is fully adhered without air gaps. If issues persist, consider replacing the protector.

SPECIFICATIONS

- **Product Name:** Compatible for Samsung Galaxy M04 Screen Protector Tempered Glass
- **Model:** GH-99 Galaxy M04
- **Hardness:** 9H Surface Hardness
- **Thickness:** 0.3mm
- **Material:** Tempered Glass
- **Features:** HD High Definition, Anti-Fingerprint, Anti-Oil, Scratch Resistant, Explosion-Proof, Case Friendly, High Touch Sensitivity
- **Compatible Devices:** Samsung Galaxy M04 Cellphone
- **Number of Items:** 3 Pack
- **Item Weight:** 70 g
- **Product Dimensions:** 25.4 x 25.4 x 1.27 cm
- **Manufacturer:** Generic

WARRANTY AND SUPPORT

For any questions, concerns, or support regarding your screen protector, please refer to the seller's contact information or the platform where the purchase was made. Specific warranty details may vary by retailer.

