

## Ring Ring Outdoor Cam (Stick Up Cam) Battery

# Ring Outdoor Cam (Stick Up Cam) Battery Instruction Manual

Model: Ring Outdoor Cam (Stick Up Cam) Battery

## INTRODUCTION

---

The Ring Outdoor Cam (Stick Up Cam) Battery is a versatile, weather-resistant security camera designed for both indoor and outdoor use. This battery-powered device allows you to monitor your property, see, hear, and speak to visitors from your phone, tablet, or select Echo devices. It features Live View, color night vision, two-way talk, and motion alerts to enhance your home security.

# Ring Outdoor Cam Battery

Built for outdoors,  
ready for anywhere



*Image: The Ring Outdoor Cam (Stick Up Cam) Battery, a compact white cylindrical camera with a black face, designed for outdoor use.*

## SETUP

---

Setting up your Ring Outdoor Cam (Stick Up Cam) Battery is a straightforward process, typically taking 5-10 minutes. Ensure you have a high-speed internet connection and a 2.4 GHz Wi-Fi network available.

### What's Included in the Box:

- Outdoor Cam (Stick Up Cam) Battery
- Quick Release Battery Pack
- Micro USB Charging Cable
- User Manual
- Security Sticker
- Screws and Wall Anchors

## Installation Steps:

1. **Charge the Battery:** Fully charge the Quick Release Battery Pack using the provided Micro USB Charging Cable before initial setup.
2. **Insert Battery:** Insert the charged battery pack into the camera.
3. **Download the Ring App:** Download the Ring app from your device's app store.
4. **Connect to Wi-Fi:** Follow the in-app instructions to connect your camera to your 2.4 GHz Wi-Fi network.
5. **Mounting:** The camera features an integrated mounting base/stand with an adjustable angle. It can sit freestanding on a flat surface or be mounted to a wall using the included screws and wall anchors. For ceiling mounting, an additional Mount for Outdoor Cam (Stick Up Cam) is sold separately.

*“Alexa, show me the entryway.”*



**Works with Alexa**

*Image: A white Ring Outdoor Cam mounted on a wall, demonstrating its versatile mounting capabilities.*

## OPERATING INSTRUCTIONS

The Ring Outdoor Cam provides comprehensive monitoring and interaction features accessible through the Ring app and

compatible smart devices.


## Key Features:

- **1080p HD Video:** Enjoy clear, high-definition video quality.
- **Live View:** Access a real-time video feed of your property at any time through the Ring app.
- **Color Night Vision:** Provides enhanced visibility in low-light conditions.
- **Two-Way Talk with Noise Cancellation:** Communicate with people on your property from anywhere using your phone or tablet.
- **Motion Alerts:** Receive instant notifications on your device when motion is detected. Customizable privacy zones and audio privacy features allow you to focus on relevant areas.
- **Wide Field of View:** The camera offers a 130° diagonal, 110° horizontal, and 57° vertical field of view.



# Control multiple devices from the Ring app

*Image: A smartphone displaying the Ring app interface, showing live feeds from multiple Ring cameras, demonstrating centralized control.*



## Versatile mounting options

*Image: A Ring Outdoor Cam next to a smartphone displaying a live view of a backyard, illustrating the ability to see, hear, and speak to anyone on camera.*

### **Alexa Integration:**

The Ring Outdoor Cam seamlessly integrates with Amazon Alexa. You can pair your camera with Alexa-enabled devices to receive announcements, view live feeds on compatible screens like the Echo Show, and control your camera using voice commands.



*"Alexa, show me the entryway."*



## Works with Alexa

*Image: An Echo Show device displaying a live feed from a Ring camera, with a speech bubble indicating "Alexa, show me the entryway.", demonstrating Alexa integration.*

### Ring Protect Subscription (Sold Separately):

For advanced features such as saving recorded videos for up to 180 days, receiving alerts for people and packages, and more, a Ring Protect subscription is required. Without a subscription, you can only access Live View and will not have recorded video history.

### MAINTENANCE

- **Battery Charging:** The Quick-Release Battery Pack provides long-lasting power. Battery life varies based on usage and environmental factors. When the battery level is low, remove the pack and charge it using the Micro USB Charging Cable.
- **Weather Resistance:** The camera is designed to be weather-resistant, operating in temperatures from -5°F to 122°F (-20°C to 50°C). While it handles rain and snow well, it is splash-resistant, not fully waterproof.
- **Software Updates:** This device receives guaranteed software security updates for at least four years after its last availability for purchase as a new unit. Ensure your device is connected to Wi-Fi to receive automatic updates.

- **Cleaning:** Periodically clean the camera lens and housing with a soft, damp cloth to ensure optimal video clarity. Avoid abrasive cleaners.

## TROUBLESHOOTING

If you encounter issues with your Ring Outdoor Cam, consider the following common solutions:

- **Connection Issues (Offline/Choppy Video):**
  - **Check Signal Strength:** In the Ring app, navigate to Device Health to check the RSSI (Received Signal Strength Indicator) for your camera. A strong signal is crucial for reliable performance. An RSSI closer to 0 (e.g., -30 to -60) indicates a stronger connection.
  - **Router Proximity:** Ensure your Wi-Fi router or a mesh Wi-Fi node is within optimal range of the camera. Obstructions like thick walls can weaken the signal.
  - **Reboot Router:** Try rebooting your Wi-Fi router and then resetting/reconnecting the camera through the Ring app.
- **Notifications Not Received:**
  - **App Permissions:** Verify that the Ring app has notification permissions enabled in your phone's settings.
  - **In-App Settings:** Check motion detection settings and notification preferences within the Ring app. Ensure motion alerts are enabled for the specific camera.
- **Battery Draining Quickly:**
  - **Motion Frequency:** High motion detection frequency in busy areas can lead to faster battery drain. Adjust motion sensitivity and zones in the app.
  - **Live View Usage:** Frequent use of Live View will consume more battery.
  - **Temperature:** Extreme cold temperatures can reduce battery performance.
- **Two-Way Talk Audio Issues:**
  - **Microphone/Speaker Access:** Ensure the Ring app has microphone access permissions on your device.
  - **Internet Speed:** A stable internet connection is necessary for clear two-way audio.

## SPECIFICATIONS

Feature	Detail
Model	Ring Outdoor Cam (Stick Up Cam) Battery – 3rd Generation (2019 release)
Average Install Time	5-10 minutes
Video	1080p HD, Live View, Night Vision
Field of View	130° diagonal, 110° horizontal, 57° vertical
Audio	Two-way talk with noise cancellation
Power Source	Quick-Release Battery Pack
Internet Requirements	Requires high speed internet
Connectivity	802.11 b/g/n Wi-Fi connection @ 2.4 GHz


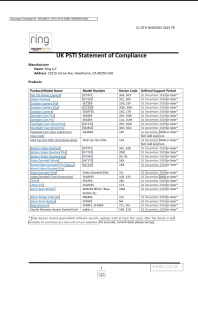

Feature	Detail
Operating Conditions	-5°F to 122°F (-20°C to 50°C), Weather Resistant
Available Colors	White, Black
Mounting Base	Integrated mounting base/stand with adjustable angle. Can sit freestanding or mount to a wall.
Dimensions	2.36 in. x 2.36 in. x 3.82 in. (60mm x 60mm x 97mm)

## WARRANTY AND SUPPORT

- **Warranty:** The Ring Outdoor Cam (Stick Up Cam) Battery comes with a 1-year limited warranty and service included.
- **Support:** For more information, troubleshooting guides, and assistance, visit the official Ring support page. Information about linked devices and software security updates can also be found there.
- **Software Security Updates:** This device receives guaranteed software security updates until at least four years after the device is last available for purchase as a new unit. Ensure your device is connected to Wi-Fi to receive automatic updates.

*Note: Use of Security Cameras is subject to specific terms and conditions. License information is available on the Ring website.*

## Related Documents

	<p><a href="#">Ring Spotlight Cam Wired: HD Security Camera with Two-Way Talk</a></p> <p>Discover the Ring Spotlight Cam Wired, an HD security camera with two-way talk, LED spotlights, and a 110-dB siren for continuous power and home security. Learn about its features like 1080HD video, plug-and-play installation, custom motion zones, and live view.</p>
	<p><a href="#">Ring UK PSTI Statement of Compliance for Smart Home Devices</a></p> <p>Official UK PSTI Statement of Compliance for Ring smart home security products, including cameras, doorbells, and alarm systems, detailing device support periods and adherence to UK regulations.</p>
	<p><a href="#">Ring Spotlight Cam Plus Battery: Quick Start Setup Guide</a></p> <p>Get your Ring Spotlight Cam Plus Battery up and running quickly with this easy-to-follow setup guide. Learn how to install, charge, and connect your new security camera.</p>





[Ring Stick Up Cam Battery Setup Guide](#)

A comprehensive setup guide for the Ring Stick Up Cam | Battery, detailing installation, app integration, charging, mounting, and important safety information.