

Vonztek BT-68

Vonztek BT783BJ Wireless Headset User Manual

Model: BT-68

INTRODUCTION

This user manual provides comprehensive instructions for the Vonztek BT783BJ Wireless Headset. Please read this manual carefully before using the product to ensure proper operation and to maximize its lifespan. This headset is designed for clear communication and comfort in various professional and personal settings.

WHAT'S IN THE BOX

- Vonztek BT783BJ Wireless Headset x1
- USB Dongle x1
- Type-C Charging Cable x1
- User Manual x1



Image: The Vonztek BT783BJ Wireless Headset shown with its included USB dongle.

PRODUCT OVERVIEW

The Vonztek BT783BJ headset features a lightweight, single-ear design for comfort during extended use. It includes an adjustable headband and a 270-degree rotatable boom microphone, allowing use on either the left or right side. The headset supports dual connection for seamless switching between devices.

VONZTEK

ALL DAY COMFORT



Image: The headset demonstrating its 270-degree rotatable microphone for use on either ear.

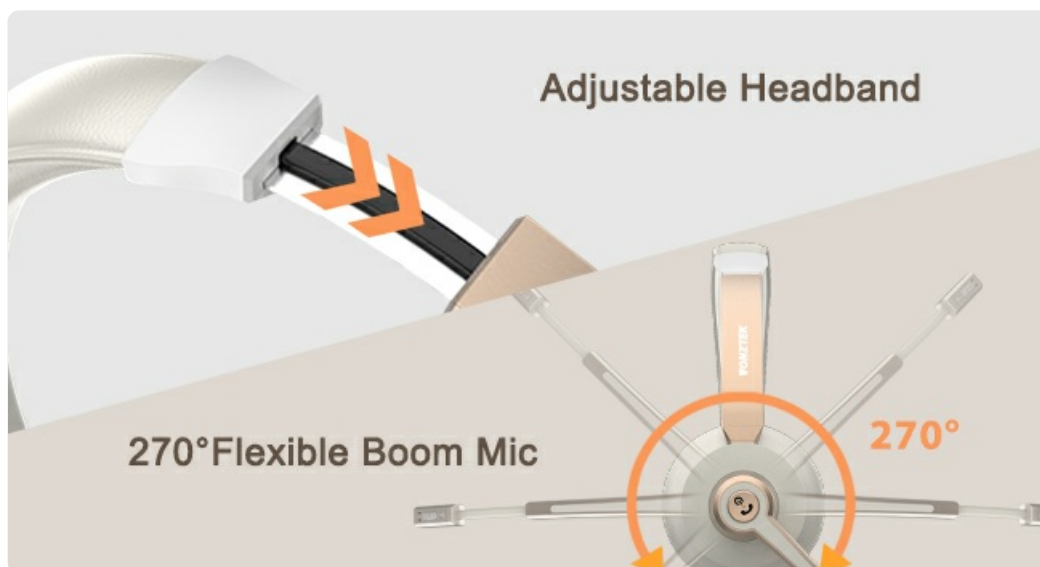


Image: Close-up view highlighting the adjustable headband and the 270-degree flexible boom microphone. Key features include AI Noise Cancellation for clear conversations and Bluetooth 5.0 technology for stable and fast connections. It is compatible with various communication platforms such as Teams, Zoom, GoToMeeting, Webex, and Google Meet.

WIDE COMPATIBILITY

Works for Most Call Apps & Platforms



Image: The headset displayed with logos of compatible communication platforms like Zoom, Teams, and Skype.

SETUP

Charging the Headset


Before first use, fully charge the headset using the provided Type-C cable. Connect the Type-C cable to the headset's charging port and the other end to a USB power source (e.g., computer USB port, wall adapter).

- Charging Time: Approximately 2 hours for a full charge.
- Battery Life: Up to 26 hours talk time, 210 hours standby time.

YOUR EVERYDAY WIRELESS HEADSET

(With Type-C charge cable)



 Talk time
26h

 Standby time
210h

 Charge time
2h

Image: The headset highlighting its talk time, standby time, and charging duration.

Connecting to Devices

The Vonztek BT783BJ supports two connection methods: USB Dongle and Bluetooth 5.0. It can be paired with two devices simultaneously.

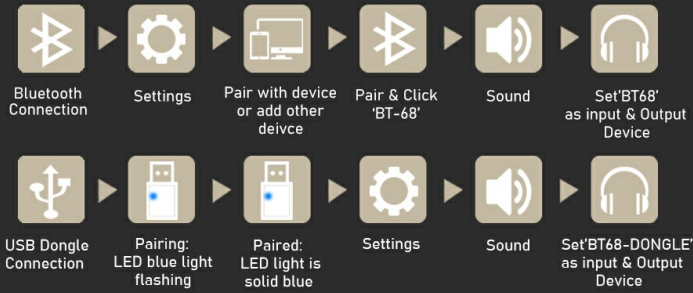
USB Dongle Connection (Recommended for PC without Bluetooth)

1. Insert the USB Dongle into an available USB port on your computer.
2. The LED light on the dongle will flash blue, indicating pairing mode.
3. Once paired, the LED light will turn solid blue.
4. In your computer's sound settings, set "BT768-DONGLE" as the input and output device.

Bluetooth Connection (for Bluetooth-enabled devices)

1. Ensure the headset is powered on and in pairing mode (refer to headset's LED indicator for pairing status).
2. On your device (phone, laptop, tablet), go to Bluetooth settings.
3. Search for "BT-68" in the list of available devices and select it to connect.
4. Once connected, the headset's LED indicator will show a stable light.
5. In your device's sound settings, set "BT-68" as the input and output device.

PC Connection Settings



Note: Please update bluetooth driver or use bluetooth adapter on computer to pair headset with your computer when headset fails to connect.

Skype/Zoom & Other Meeting Apps → Settings → Set 'BT-68 Handsfree AG Audio'

Image: A flowchart illustrating the steps for both Bluetooth and USB Dongle PC connection settings.

Note: For optimal performance, ensure your computer's Bluetooth drivers are up to date or use the provided USB dongle if experiencing connection issues.

VONZTEK

DUAL CONNECTION

Simultaneously connect with 2 devices,
easy to switch work modes



Notes: Music only can be played from one device under two connections. However, you can pick up/dial calls from two devices.

Image: The headset connected simultaneously to a laptop via USB dongle and a smartphone via Bluetooth, demonstrating its dual connection capability.

OPERATING INSTRUCTIONS

Power On/Off

- To Power On: Press and hold the Multi-function button until the LED indicator lights up.
- To Power Off: Press and hold the Multi-function button until the LED indicator turns off.

Call Management

- Answer/End Call: Press the Multi-function button once.
- Reject Call: Press and hold the Multi-function button for 2 seconds.
- Mute/Unmute Microphone: Press the Mute button on the microphone boom.



Image: A user demonstrating the mute function of the headset during a call.

Volume Control

- Increase Volume: Press the Volume Up button.
- Decrease Volume: Press the Volume Down button.

Voice Assistant

- Activate Voice Assistant (Siri, Google Assistant, etc.): Double-press the Multi-function button.



Image: A woman using the Vonztek headset while working on a computer, illustrating its use for online meetings and remote work.

MAINTENANCE

- Clean the headset regularly with a soft, dry cloth.
- Avoid exposing the headset to extreme temperatures, humidity, or direct sunlight.
- Do not use abrasive cleaners or solvents.
- Store the headset in a cool, dry place when not in use.
- Keep the USB dongle protected from dust and damage.

TROUBLESHOOTING

Problem	Possible Cause	Solution
Headset won't power on.	Low battery.	Charge the headset fully using the provided Type-C cable.
Cannot connect via Bluetooth.	Headset not in pairing mode; device Bluetooth off; interference.	Ensure headset is in pairing mode. Turn device Bluetooth off and on. Move closer to the device. Try connecting via USB dongle.
USB Dongle not connecting.	Dongle not properly inserted; driver issues.	Ensure dongle is fully inserted. Update computer's Bluetooth drivers or USB drivers. Try a different USB port.
No sound or poor sound quality.	Incorrect audio output settings; low volume; interference.	Check device's sound settings to ensure headset is selected as output. Adjust volume. Reduce distance from device.
Microphone not working.	Microphone muted; incorrect audio input settings.	Press the mute button to unmute. Check device's sound settings to ensure headset is selected as input.
Headset disconnects frequently.	Out of range; interference; low battery.	Stay within the 49 feet (15m) range. Avoid strong electromagnetic interference. Recharge the headset.

SPECIFICATIONS

Feature	Detail
---------	--------

Feature	Detail
Model Name	BT-68
Connectivity Technology	Wireless (Bluetooth 5.0, USB Dongle)
Noise Control	AI Noise Cancellation (Microphone)
Microphone Rotation	270 degrees
Talk Time	Up to 26 hours
Standby Time	Up to 210 hours
Charging Time	2 hours (Type-C)
Wireless Range	Up to 49 feet (15 meters)
Weight	0.22 Kilograms (7.8 ounces)
Material	Acrylonitrile Butadiene Styrene (ABS)
Color	Champagne Gold & White
Compatible Devices	Laptops, Cell phones, Computers, Tablets, Desktops
Control Type	Volume Control, Button (Multi-function, Mute)

WARRANTY AND SUPPORT

The Vonztek BT783BJ Wireless Headset comes with a 1-year warranty. For any issues or support inquiries, please contact Vonztek customer service. They offer 24-hour after-sales service. For further assistance, please refer to the contact information provided on the product packaging or the official Vonztek website.