

Manuals+

[Q & A](#) | [Deep Search](#) | [Upload](#)

[manuals.plus](#) /

› [Hwagol](#) /

› [Hwagol Smartwatch G25 User Manual - 1.39" Bluetooth Smart Watch for Android and iOS](#)

Hwagol G25

Hwagol Smartwatch G25 User Manual

Your guide to setting up and using your Hwagol G25 Smartwatch.

1. INTRODUCTION

Thank you for choosing the Hwagol G25 Smartwatch. This manual provides essential information for setting up, operating, and maintaining your device. Please read it carefully to ensure optimal performance and longevity of your smartwatch.



Image: The Hwagol G25 Smartwatch, showcasing its round display and rose-colored strap.

2. SETUP

2.1. Charging the Smartwatch

Before first use, fully charge your smartwatch. Connect the magnetic charging cable to the charging points on the back of the watch and plug the USB end into a power adapter (not included) or a computer's USB port. A full charge typically takes about 2 hours.




Image: The Hwagol G25 Smartwatch connected to its magnetic charger, illustrating the charging process and battery life indicators.

2.2. App Installation and Pairing

1. Scan the QR code in the watch's manual or on the watch screen (if available) to download the companion app, or search for the app name (usually specified in the packaging) in your phone's app store.
2. Ensure Bluetooth is enabled on your smartphone.
3. Open the app and follow the on-screen instructions to create an account and add your device.
4. Select your Hwagol G25 Smartwatch from the list of available devices in the app to initiate pairing. Confirm the pairing request on both your phone and the smartwatch.

The smartwatch is compatible with most smartphones running iOS 8.2 and Android 5.1 or later versions.

3. OPERATING INSTRUCTIONS

3.1. Basic Navigation

- **Touch Screen:** Swipe left, right, up, or down to navigate through menus and features. Tap to select an option.

- **Side Buttons:** Use the physical buttons on the side for quick access to the main menu or to return to the previous screen.

3.2. Bluetooth Calls and Smart Notifications

Once paired, your smartwatch supports Bluetooth calls and notifications. You can answer or reject calls directly from your wrist, view call history, and add frequently contacted numbers. Receive alerts from social platforms like Facebook and WhatsApp.

Waterproofing For Daily Life

Ultra Long Battery Life

- 3-5 DAYS NORMAL USE
- 7-10 DAYS STANDBY
- 2 HOURS CHARGING TIME

Image: The Hwagol G25 Smartwatch showing an incoming call screen and a smartphone displaying message notifications, demonstrating Bluetooth call and notification features.

3.3. Customizing Watch Faces

The smartwatch offers over 100 built-in watch faces. You can also customize your watch face through the companion app, choosing from various designs or uploading your own images.

100+ Built-in Dails & Customize Your Watch Faces

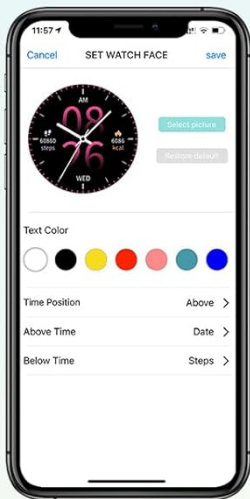


Image: The Hwagol G25 Smartwatch showcasing a selection of over 100 customizable watch faces, with an example of customization options on a smartphone screen.

3.4. Remote Camera, Music Control, and Find Phone

The smartwatch provides convenient features such as remote camera control, allowing you to trigger your phone's camera from your wrist. You can also control music playback on your smartphone and use the 'Find Phone' function to locate your paired device.




Image: A composite image demonstrating the Hwagol G25 Smartwatch's remote camera function, music control interface, and 'Find Phone' feature.

4. HEALTH MONITORING

The Hwagol G25 Smartwatch is equipped with advanced sensors for comprehensive health monitoring, helping you maintain a healthier lifestyle.

- **24/7 Heart Rate Monitoring:** Continuously tracks your dynamic heart rate in real-time.
- **Sleep Tracking:** Automatically monitors and records your sleep duration and stages.
- **Activity Data:** Records steps, calories burned, and distance covered throughout the day.
- **Women's Health Tracking:** Includes dedicated modes for female cycle reminders and specific exercise modes like ballet and yoga.

All collected health data can be synchronized and analyzed through the companion app on your phone.



Image: The Hwagol G25 Smartwatch showing screens related to heart rate, sleep tracking, and activity data, emphasizing its health monitoring capabilities.

5. SPORTS MODES AND WATERPROOFING

5.1. 100+ Sports Modes

The smartwatch offers over 100 exercise modes, including running, cycling, rope skipping, football, and more. It records real-time data such as steps, heart rate changes, and calories burned during your workouts.

Modes multisports

Enregistrez vos données d'exercice, profitez d'une vie saine

- 14789 Steps
- 48 Kcal
- 122 BPM
- 2.21 KM
- 20'22''/KM

Image: A user performing yoga with the Hwagol G25 Smartwatch, which displays various sports modes and activity tracking data, highlighting its multi-sport functionality.

5.2. IP67 Waterproof Rating

The Hwagol G25 Smartwatch supports an IP67 water resistance rating. This means it can withstand daily water exposure such as rain splashes, hand washing, and light sweating. It is not suitable for swimming, diving, hot showers, or saunas.

6. MAINTENANCE

- **Cleaning:** Regularly clean your smartwatch and strap with a soft, dry cloth. If necessary, use a slightly damp cloth and then dry thoroughly. Avoid harsh chemicals or abrasive materials.
- **Charging:** Use only the provided charging cable. Avoid exposing the charging contacts to water or sweat.
- **Storage:** Store the smartwatch in a cool, dry place when not in use.
- **Water Resistance:** While IP67 rated, avoid prolonged submersion or exposure to high-pressure water. Do not operate buttons underwater.

7. TROUBLESHOOTING

- **Watch not turning on:** Ensure the watch is fully charged. Connect it to the charger for at least 10 minutes.
- **Cannot pair with phone:**
 - a. Ensure Bluetooth is enabled on your phone and the watch is within range.
 - b. Restart both your phone and the smartwatch.
 - c. Check if the companion app is updated to the latest version.
 - d. Forget the device in your phone's Bluetooth settings and try pairing again through the app.
- **Notifications not received:**
 - a. Ensure the watch is connected via Bluetooth.
 - b. Check notification permissions for the companion app in your phone's settings.
 - c. Verify that notification alerts are enabled within the smartwatch app settings.
- **Inaccurate health data:** Ensure the watch is worn snugly on your wrist, about one finger's width from your wrist bone. Avoid excessive movement during measurements.

8. SPECIFICATIONS

Feature	Specification
Brand	Hwagol
Model Number	G25
Screen Size	1.39 Inches
Shape	Round
Operating System	Android, iOS
Connectivity Technology	Bluetooth

Feature	Specification
Wireless Communication Standard	Bluetooth
Special Features	Touch Screen, Phone Call Function
Compatible Devices	Smartphones with Android and iOS
Battery Capacity	245 Milliampere-hours (mAh)
Battery Composition	Lithium-ion
Rechargeable Battery	Yes
Memory Storage Capacity	128 MB
GPS	GPS via smartphone
Material	Plastic
Water Resistance	IP67

9. WARRANTY AND SUPPORT

9.1. Warranty Information

The Hwagol G25 Smartwatch comes with a one-year warranty from the date of purchase. This warranty covers manufacturing defects. Please retain your proof of purchase for warranty claims. The warranty does not cover damage caused by misuse, accidents, unauthorized repairs, or normal wear and tear.

9.2. Customer Support

For any questions, technical assistance, or warranty claims, please contact Hwagol customer support through the retailer where you purchased the product or refer to the contact information provided in your product packaging. We are committed to providing the best possible support.