

Focal ISUB ACTIVE 2.1

Focal ISUBACTIVE 8" Underseat Amplified Subwoofer Instruction Manual

Model: ISUB ACTIVE 2.1

1. INTRODUCTION

The Focal ISUBACTIVE amplified subwoofer is designed to enhance your vehicle's audio system by providing powerful and dynamic bass. This compact unit integrates seamlessly into various vehicle interiors, typically under a seat, without compromising cabin or trunk space. It connects directly to your car radio's speaker outputs using the included Plug & Play ISO cable, simplifying installation.

2. SAFETY INFORMATION

Please read all safety instructions before installing or operating this product. Failure to follow these guidelines may result in injury or damage to the product or vehicle.

- **Professional Installation Recommended:** Installation of car audio equipment can be complex. If you are unsure about any step, seek assistance from a qualified professional.
- **Power Disconnection:** Always disconnect the vehicle's negative battery terminal before beginning any electrical work to prevent short circuits.
- **Wiring:** Ensure all wiring is correctly routed and secured to prevent damage from moving parts or heat. Use appropriate gauge wires for power and ground connections.
- **Ventilation:** Ensure the subwoofer has adequate ventilation. Do not block any vents or place the unit in an enclosed space where heat cannot dissipate.
- **Volume Levels:** Prolonged exposure to high volume levels can cause hearing damage. Adjust volume responsibly.

3. PACKAGE CONTENTS

Verify that all items are present in the package:

- Focal ISUBACTIVE Amplified Subwoofer Unit
- Plug & Play ISO Cables
- Remote Control (if applicable, based on model variant)
- Mounting Hardware (screws, brackets)
- User Manual (this document)

4. PRODUCT OVERVIEW

Familiarize yourself with the various components and controls of your ISUBACTIVE subwoofer.



Figure 1: Top view of the Focal ISUBACTIVE subwoofer, highlighting the main speaker grille and the rear panel with various connections and controls.



Figure 2: Detailed view of the power input terminals (GND, REM, +12V), fuse, High-Level inputs, Low-Level (RCA) inputs, Remote Control port, and Speaker Outputs.



Figure 3: Detailed view of the audio adjustment controls including Gain, Subsonic filter, Bass-Boost, Low-Pass filter, Phase switch, and Power Status LED.

Control Panel Features:

- **POWER (GND, REM, +12V):** Terminals for ground, remote turn-on, and 12V power supply.
- **FUSE:** Integrated fuse for circuit protection.
- **HI LEVEL:** High-level speaker input for direct connection to car radio speaker outputs. Includes an AUTO TURN ON switch.
- **LOW LEVEL (RCA):** Low-level RCA input for connection to car radio pre-outs.
- **REMOTE CONTROL:** Port for connecting an optional wired remote control for bass level adjustment.
- **OUTPUTS SPEAKERS:** Speaker outputs for connecting additional speakers (if applicable to specific model variant).
- **GAIN (Min. - Max.):** Adjusts the input sensitivity to match the output of your car radio.
- **SUBSONIC (20Hz - 50Hz):** High-pass filter for the subwoofer, removing ultra-low frequencies that are inaudible and can waste amplifier power.
- **BASS-BOOST (0 - +18dB):** Adjusts the bass level at a specific frequency.
- **LOW-PASS (50Hz - 180Hz):** Low-pass filter for the subwoofer, allowing only frequencies below the set point to pass through.
- **PHASE (0° - 180°):** Adjusts the phase of the subwoofer output to match the main speakers, improving bass integration.
- **POWER STATUS:** LED indicator (Green for Power, Red for Protect).

5. SETUP AND INSTALLATION

Proper installation is crucial for optimal performance and safety. Follow these steps carefully.

5.1 Placement

The ISUBACTIVE subwoofer is designed for compact integration, typically under a car seat. Ensure the chosen location allows for:

- Adequate air circulation around the unit to prevent overheating.
- Secure mounting to prevent movement during vehicle operation.
- Easy access to controls for initial setup and adjustments.

5.2 Wiring Connections

Before making any connections, disconnect the vehicle's negative battery terminal.

1. **Power Connection (+12V):** Connect a suitable gauge power cable from the vehicle's positive battery terminal

(with an inline fuse located within 18 inches of the battery) to the +12V terminal on the subwoofer.

2. **Ground Connection (GND):** Connect a suitable gauge ground cable from the GND terminal on the subwoofer to a clean, unpainted metal surface on the vehicle chassis. Ensure a good electrical contact.
3. **Remote Turn-On (REM):** Connect a remote turn-on wire from your car radio's remote output to the REM terminal on the subwoofer. If using High-Level inputs with the AUTO TURN ON feature, this connection may not be necessary.
4. **Signal Input:**
 - **High-Level Input (Speaker Level):** Use the supplied Plug & Play ISO cable to connect to your car radio's speaker outputs. Ensure correct polarity. Set the AUTO TURN ON switch to 'ON' if you want the subwoofer to power on automatically with the radio.
 - **Low-Level Input (RCA):** If your car radio has RCA pre-outs, connect RCA cables from the radio to the LOW LEVEL (RCA) inputs on the subwoofer.
5. **Remote Control (Optional):** If using a wired remote control, connect it to the REMOTE CONTROL port.
6. **Speaker Outputs (Optional):** If your model variant includes speaker outputs, connect your additional speakers here, observing polarity.

Once all connections are made, reconnect the vehicle's negative battery terminal.

6. OPERATING INSTRUCTIONS

After installation, follow these steps to configure your subwoofer for optimal sound.

6.1 Initial Power-Up and Gain Adjustment

1. Turn on your car radio. The subwoofer's POWER STATUS LED should illuminate green. If it's red or off, refer to the Troubleshooting section.
2. Set the GAIN control on the subwoofer to its minimum position.
3. Play a piece of music with a good bass presence through your car radio.
4. Slowly increase the volume on your car radio until it reaches about 75% of its maximum level, or just before distortion becomes audible from your main speakers.
5. Gradually increase the GAIN control on the subwoofer until the bass blends smoothly with your main speakers without overpowering them or sounding distorted.

6.2 Adjusting Audio Controls

- **LOW-PASS Filter (50Hz - 180Hz):** This control determines the highest frequency the subwoofer will reproduce. Start by setting it around 80-100Hz. Adjust it to blend the subwoofer's output with your main speakers. If your main speakers are small, you might set it higher; if they are large, you might set it lower.
- **SUBSONIC Filter (20Hz - 50Hz):** This high-pass filter for the subwoofer removes very low, inaudible frequencies. Setting it around 25-30Hz can improve efficiency and prevent damage from extreme low-frequency content.
- **BASS-BOOST (0 - +18dB):** Use this control sparingly to add a slight emphasis to the bass if desired. Excessive boost can lead to distortion.
- **PHASE (0° - 180°):** This switch helps integrate the subwoofer's output with your main speakers. Listen to music with strong bass and switch between 0° and 180°. Choose the setting that provides the most impactful and cohesive bass response.

7. MAINTENANCE

The Focal ISUBACTIVE subwoofer requires minimal maintenance.

- **Cleaning:** Use a soft, dry cloth to clean the exterior of the unit. Do not use harsh chemicals or abrasive cleaners.
- **Inspection:** Periodically check all wiring connections to ensure they are secure and free from corrosion.
- **Ventilation:** Ensure that the area around the subwoofer remains clear of obstructions to maintain proper airflow.

8. TROUBLESHOOTING

If you encounter issues with your ISUBACTIVE subwoofer, refer to the following table before contacting support.

Problem	Possible Cause	Solution
No power (Power LED off)	<ul style="list-style-type: none">• Blown fuse• Incorrect power/ground wiring• No remote turn-on signal (if not using auto turn-on)	<ul style="list-style-type: none">• Check and replace fuse if necessary.• Verify +12V and GND connections.• Check remote wire connection or ensure AUTO TURN ON is enabled for high-level inputs.
Power LED is red (Protection Mode)	<ul style="list-style-type: none">• Overheating• Short circuit in speaker wiring• Low voltage	<ul style="list-style-type: none">• Allow unit to cool down; ensure proper ventilation.• Check speaker wiring for shorts.• Verify vehicle's battery voltage.
No sound from subwoofer	<ul style="list-style-type: none">• Incorrect input connection• Gain set too low• Low-pass filter set too low• Phase setting issue	<ul style="list-style-type: none">• Verify High-Level or Low-Level input connections.• Increase GAIN control.• Adjust LOW-PASS filter to a higher frequency.• Toggle PHASE switch.
Distorted sound	<ul style="list-style-type: none">• Gain set too high• Bass-Boost set too high• Input signal distorted from radio	<ul style="list-style-type: none">• Decrease GAIN control.• Reduce BASS-BOOST.• Lower car radio volume or check radio output for distortion.
Weak or muddy bass	<ul style="list-style-type: none">• Incorrect phase setting• Low-pass filter set too high or too low• Subsonic filter set too high	<ul style="list-style-type: none">• Toggle PHASE switch.• Adjust LOW-PASS filter for better blend.• Lower SUBSONIC filter setting.

9. SPECIFICATIONS

Technical specifications for the Focal ISUBACTIVE 8" Underseat Amplified Subwoofer.

Feature	Specification
Product Type	Bass-reflex amplified subwoofer
Subwoofer Size	8 inches (20 cm)
Maximum Power	260 Watts
Nominal Power (RMS)	130 Watts RMS
Frequency Response (+/- 3dB)	45Hz - 150kHz
Nominal Impedance	4 Ω
Low-Pass Crossover	Adjustable from 50Hz to 180Hz
Subsonic Filter (High-Pass)	Adjustable from 20Hz to 50Hz
Bass-Boost	Adjustable from 0 to +18dB
Phase Control	0° / 180° switch
Input Sensitivity (High-Level)	Compatible with car radio speaker outputs
Input Sensitivity (Low-Level)	Compatible with RCA pre-outs
Dimensions (Width x Depth x Height)	328 mm x 230 mm x 63 mm (12.9 in x 9 in x 2.5 in)
Weight	4.25 kg (9.6 lbs)
Included Accessories	Plug & Play ISO cables


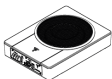




10. WARRANTY INFORMATION

This Focal ISUBACTIVE subwoofer comes with a limited warranty. The specific terms and duration of the warranty may vary by region and retailer. Please retain your proof of purchase for warranty claims. For detailed warranty information, refer to the documentation provided with your product or visit the official Focal website.

11. CUSTOMER SUPPORT


For further assistance, technical support, or service inquiries, please contact your authorized Focal dealer or visit the official Focal website for contact information in your region.

Focal Official Website: www.focal.com

<div><div>ISUB ACTIVE</div><div>ISUB ACTIVE ISUB ACTIVE 2.1</div><div></div><div>FOCAL</div></div>	<div><div>FOCAL ISUB ACTIVE & ISUB ACTIVE 2.1 User Manual</div><div>Comprehensive user manual for the FOCAL ISUB ACTIVE and ISUB ACTIVE 2.1 compact amplified subwoofers. Covers installation, wiring, positioning, maintenance, safety instructions, and warranty information.</div></div>
<div><div>ISUB ACTIVE</div><div>ISUB ACTIVE ISUB ACTIVE 2.1</div><div></div><div>FOCAL</div></div>	<div><div>Focal ISUB ACTIVE & ISUB ACTIVE 2.1 User Manual</div><div>Explore the Focal ISUB ACTIVE and ISUB ACTIVE 2.1, compact amplified subwoofers designed to deliver powerful bass and enhance your car audio experience. This user manual provides installation, usage, and safety information.</div></div>
<div><div>ISUB</div><div>ISUB ACTIVE ISUB ACTIVE 2.1</div><div></div><div></div><div>FOCAL</div></div>	<div><div>Focal ISUB ACTIVE & ISUB ACTIVE 2.1 Amplified Subwoofer User Manual and Specifications</div><div>Comprehensive guide for the Focal ISUB ACTIVE and ISUB ACTIVE 2.1 amplified subwoofers, covering installation, operation, safety, specifications, and warranty.</div></div>
<div><div>ISUB BMW 8</div><div></div><div>FOCAL</div></div>	<div><div>Focal ISUB BMW 8 User Manual: Installation and Specifications</div><div>Detailed user manual for the Focal ISUB BMW 8 subwoofer, including installation guides for BMW vehicles, safety instructions, technical specifications, and warranty information.</div></div>
<div><div>SUB ONE™</div><div></div><div>FOCAL</div></div>	<div><div>FOCAL SUB ONE Active Subwoofer User Manual</div><div>Comprehensive user manual for the FOCAL SUB ONE active subwoofer, detailing safety instructions, package contents, recommendations, warranty, and technical specifications for professional audio systems.</div></div>

LITTORA 1000

1000 ICW8 - 1000 ICW8 - 1000 ICW SUB10



FOCAL

[Focal LITTORA 1000 Series In-Wall/In-Ceiling Loudspeakers - User Manual & Specifications](#)


Comprehensive user manual and technical specifications for the Focal LITTORA 1000 Series in-wall and in-ceiling loudspeakers, including models 1000 ICW8, 1000 ICW10, and 1000 ICW SUB10. Learn about installation, safety, features, and specifications.

Documents - Focal – ISUB ACTIVE 2.1


ISUB

ISUB ACTIVE | ISUB ACTIVE 2.1

Démarrage rapide / Quick Start



GO TO THE USER MANUAL



<https://www.focal.com/usermanual/isub-active>

Accéder à la notice d'utilisation

Consultare il manuale d'uso

Acceder a las instrucciones de uso

Accedi alle istruzioni per l'uso

Go to user manual (English)

Go to user manual (French)

Go to user manual (German)

Go to user manual (Italian)

Go to user manual (Japanese)

Go to user manual (Korean)

Go to user manual (Portuguese)

Go to user manual (Russian)

Go to user manual (Spanish)

Go to user manual (Chinese)

FOCAL

[\[pdf\]](#) User Manual Quick Start Guide Guide

Focal ISUB ACTIVE Amplified Car Subwoofer Quick Start Guide ISUBACTIVE I SUB focal car subwoofer quick start guide 2 content abt documents 167119 |||

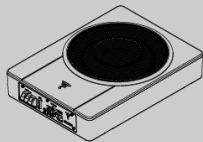
ISUB ISUB ACTIVE **ISUB ACTIVE 2.1** Dmarrage rapide / Quick Start GO TO THE USER MANUAL <https://www.focal.com/usermanual/isub-active> FR Accder la notice d utilisation DE Bedienungsanleitung lesen ES Acceda a las instrucciones de uso IT Accedi alle istruzioni per l uso PT Ir para o manual do utili...

lang:fr score:38 filesize: 2.71 M page_count: 24 document date: 2024-11-26


ISUB

ISUB ACTIVE | ISUB ACTIVE 2.1

Démarrage rapide / Quick Start



GO TO THE USER MANUAL



<https://www.focal.com/usermanual/isub-active>

Accéder à la notice d'utilisation

Consultare il manuale d'uso

Acceder a las instrucciones de uso

Accedi alle istruzioni per l'uso

Go to user manual (English)

Go to user manual (French)

Go to user manual (German)

Go to user manual (Italian)

Go to user manual (Japanese)

Go to user manual (Korean)

Go to user manual (Portuguese)

Go to user manual (Russian)

Go to user manual (Spanish)

Go to user manual (Chinese)

FOCAL

[Focal ISUB ACTIVE & ISUB ACTIVE 2.1 Amplified Subwoofer User Manual and Specifications](#)

Comprehensive guide for the Focal ISUB ACTIVE and ISUB ACTIVE 2.1 amplified subwoofers, covering installation, operation, safety, specifications, and warranty.

lang:en score:31 filesize: 6.32 M page_count: 24 document date: 2024-08-12




[\[pdf\]](#) User Manual Owner's Manual

Focal ISUB ACTIVE Amplified Car Subwoofer Owner s ManualFocal ISUBACTIVE I SUB

ACTIVEv1content abt documents 167116 focal car subwoofer owners manual |||

FR EN ISUB ACTIVE ISUB ACTIVE **ISUB ACTIVE 2.1** Manuel d utilisation / User Manual / Gebrauchsanleitung / Manuale d uso / Manual de uso / Manual de utilizao / Handleiding / Instrukcja obsługi / / / / DE IT ES PT NL PL RU ZH KO JP AR ISUB Manuel d utilisation / User manua...

lang:es **score:31** filesize: 3.08 M page_count: 40 document date: 2024-11-26



[\[pdf\]](#) User Manual

Notice ISUB ACTIVE 2 1 Amplificateur canaux Focal notice isub active web media focal naim dam |||

FR EN ISUB ACTIVE ISUB ACTIVE **ISUB ACTIVE 2.1** Manuel d utilisation / User Manual / Gebrauchsanleitung / Manuale d uso / Manual de uso / Manual de utilizao / Handleiding / Instrukcja obsługi / / / / DE IT ES PT NL PL RU ZH KO JP AR ISUB Manuel d utilisation / User manua...

lang:es **score:22** filesize: 5.75 M page_count: 40 document date: 2023-06-22



[\[pdf\]](#) Installation Guide

Produktblatt ISUB ACTIVE 2 1 Kanalverstärker Focal fp isub active en media focal naim dam |||

ISUB ACTIVE 2.1 Product sheet Benefiting from the renowned Focal expertise in Car Audio solutions, the **ISUB ACTIVE 2.1** subwoofer delivers powerful, boosted bass as well as amplifying your vehicle s front speakers. It is the perfect addition to any onboard audio system, genuinely enhancing the sound ...

lang:en **score:22** filesize: 364.12 K page_count: 1 document date: 2024-02-15



[FOCAL ISUB ACTIVE & ISUB ACTIVE 2.1 User Manual](#)

Comprehensive user manual for the FOCAL ISUB ACTIVE and ISUB ACTIVE 2.1 compact amplified subwoofers. Covers installation, wiring, positioning, maintenance, safety instructions, and warranty information.

lang:es score:22 filesize: 5.72 M page_count: 40 document date: 2023-06-14



[\[pdf\]](#)

Fiche produit ISUB ACTIVE 2 1 Amplificateur canaux Focal fp isub active fr media focal naim dam ||| **ISUB ACTIVE 2.1** Fiche produit Bnficiant de l expertise reconnue de Focal dans les solutions Car Audio, le caisson de basse **ISUB ACTIVE 2.1** offre des graves puissants et renforcs, ainsi qu une amplification des voies avant de votre vehicule. Il est un parfait complment toute installation audio embarq...

lang:fr score:21 filesize: 364 K page_count: 1 document date: 2024-02-15




[\[pdf\]](#) Borchure Press Release

Focal enhances its car audio offering with two new 4 giorni fa — introduces ISUB ACTIVE and 2 1 subwoofers to complement improve in system With their powerful dynamic bass brochure focalaustralia au 2023 07 |||

PRESS RELEASE M AY 2 02 3 Focal enhances its car audio offering with two new subwoofers, for the ultimate in driving and listening pleasure Focal introduces ISUB ACTIVE and **ISUB ACTIVE 2.1**, two subwoofers to complement and improve its in-car audio system. With their powerful and dynamic bass, these...

lang:en score:21 filesize: 137.16 K page_count: 1 document date: 2023-03-30



[pdf] Installation Guide Accessories Catalog

Focal Inside CatalogHDA 165 98 2013 Focalcatalogue focalinside 2024 web enmedia focal naim dam cable iso iy ac impulse 4 320 catalogue en |||

MOTORITIES COLLECTION 2025 For more than four decades, Focal has created speaker drivers and high ... ss, our engineers have designed the ISUB TWIN and PSB200 passive subwoofers and the ISUB ACTIVE and **ISUB ACTIVE 2.1** amplified subwoofers. The ISUB TWIN are ultra-compact, can handle up to 100 watts RM... lang:en score:21 filesize: 81.65 M page_count: 72 document date: 2025-07-02




[pdf] Installation Guide Catalog

fp isub active 2 1 en focal sites fr files shared catalog document |||

ISUB ACTIVE 2.1 Product sheet Benefiting from the renowned Focal expertise in Car Audio solutions, the **ISUB ACTIVE 2.1** subwoofer delivers powerful, boosted bass as well as amplifying your vehicle s front speakers. It is the perfect addition to any onboard audio system, genuinely enhancing the sound ...

lang:en score:21 filesize: 129.58 K page_count: 1 document date: 2023-03-30




[pdf] Installation Guide Accessories Borchure

Focal ISUB ACTIVE Amplified Car Subwoofer Brochure ISUBACTIVE I SUB focal car subwoofer brochure content abt documents 167309 |||

MOTORITIES COLLECTION 2024 For more than four decades, Focal has created speaker drivers and high- ... subwoofers deliver 260 watts of power and are the perfect addition to a Focal Inside audio system. **ISUB ACTIVE 2.1** incorporates a 2-channel amplifier to amplify the vehicle s front speakers. Type ...

lang:en score:21 filesize: 21.91 M page_count: 35 document date: 2024-12-02




[\[pdf\]](#) Installation Guide Accessories Catalog

Focal Inside Catalog HDK 165 2014 UP 2 catalogue focalinside 2024 tesla web en media focal naim dam hdk up |||

MOTORITIES COLLECTION 2024 For more than four decades, Focal has created speaker drivers and high- ... subwoofers deliver 260 watts of power and are the perfect addition to a Focal Inside audio system. **ISUB ACTIVE 2.1** incorporates a 2-channel amplifier to amplify the vehicle s front speakers. Type ...

lang:en **score:20** filesize: 25.54 M page_count: 35 document date: 2024-04-03




[\[pdf\]](#) Catalog

Catalogue Focal Insidel Ybus Optimisez le pilotage de 2 ibus Focalcatalogue focalinside 2024 web frmedia focal naim dam isub bmw2 catalogue fr |||

COLLECTION MOTORITIES 2025 Depuis quatre dcennies, Focal pose sa signature sonore unique sur des ... ieurs ont connu les subwoofers passifs ISUB TWIN et PSB200 et les subwoofers amplifis ISUB ACTIVE et **ISUB ACTIVE 2.1**. Ultracompacts, les caissons jumeaux ISUB TWIN admettent jusqu 100 watts RMS chacun...

lang:fr **score:20** filesize: 81.65 M page_count: 72 document date: 2025-07-01




[\[pdf\]](#) Catalog

catalogue focalinside 2023 isub fr focal sites files shared catalog document |||

COLLECTION MOTORITIES 2023 Depuis quatre dcennies, Focal pose sa signature sonore unique sur des h ... ieurs ont connu les subwoofers passifs ISUB TWIN et PSB200 et les subwoofers amplifis ISUB ACTIVE et **ISUB ACTIVE 2.1**. Ultracompacts, les caissons jumeaux ISUB TWIN admettent jusqu 100 watts RMS chacun...

lang:fr **score:20** filesize: 36.53 M page_count: 32 document date: 2023-06-28




[\[pdf\]](#) User Manual Catalog

qs isub active 2 1 web focal sites fr files shared catalog document |||

ISUB ISUB ACTIVE **ISUB ACTIVE 2.1** Dmarrage rapide / Quick Start GO TO THE USER MANUAL <https://www.focal.com/usermanual/isub-active> FR Accder la notice d utilisation DE Bedienungsanleitung lesen ES Acceda a las instrucciones de uso IT Accedi alle istruzioni per l uso PT Ir para o manual do utili...

lang:fr score:20 filesize: 5.53 M page_count: 24 document date: 2023-01-10



[\[pdf\]](#) Installation Guide Accessories Catalog

Untitled MOTORITIES COLLECTION 11 ore fa — For more than four decades Focal has created speaker drivers and high end loudspeakers that deliver a unique sound Our brand values Catalogue FocalInside 2024 Tesla Web EN focal america 2025 03 |||

MOTORITIES COLLECTION 2024 For more than four decades, Focal has created speaker drivers and high- ... subwoofers deliver 260 watts of power and are the perfect addition to a Focal Inside audio system. **ISUB ACTIVE 2.1** incorporates a 2-channel amplifier to amplify the vehicle s front speakers. Type ...


lang:en score:20 filesize: 8.43 M page_count: 35 document date: 2025-03-18

Focal 6 5 inch 2 Way Coaxial Kit CatalogMOTORITIES COLLECTIONCatalogFocal ICVW165 IC
VW1651 août 2024 — For more than four decades has created speaker drivers and high end
loudspeakers that deliver a unique sound Our brand valuesFocal 7 Component ISVW180 Abt
Electronicsv1v1v1content abt documents 163296 focal car VW165 catalogcontent catalog COLLECTION
Loud SoundMOTORITIES VW165Impulse 4 320 is compact with channels each delivering 55 watts
enabling the to express their full potential Optimising connections 1 Electronicsv1catalogue focalinside
tesla web env1v1content catalogloudsound ru upload iblock 0ba 9l6vmwi470200xq1hm3n2dxo5g2mylrs
catalogue en srsItid AfmBOopB34NsEmb9QC VN35 0GEv CGIAXGXk ThLgH8H5i4AWKZhiCcontent
COLLECTIONMOTORITIES env1catalogue env1content AfmBOoqkh05Tj7z TvtRAFCcDGP9bVUPf
BYxfJUOUpoz5R1FHo9EubMcontent encatalogue BYxfJUOUpoz5R1FHo9EubMloudsound
AfmBOorKEidjUb1uXNXzfoXpw5 yoS MaAdQaS7z8A8wQczHooKk1v icontent iloudsound
AfmBOooNNKviyb91E4qpwiFkw2CNgdn3lPTyz49pP8nLy8SQB62 9qSpcontent
AfmBOorTM6gBzDWDWBgfBW4KW9p jPJNuPxW1bJGA37qslcR 9THYN02loudsound
AfmBOopS7XzksxsEFK7sp3xn23bwKDhrwT76ltuT1X23Yw8KPXDTc4ydloudsound AfmBOopy
a9JRotxUWTcWCGtoKiJMvQ0WoedundBpYH5bvfJziketh loudsound AfmBOortaKr
NsiEfEa7G6CbWapKleuuFkAlUv5kpfBso G43fD6FtRrloudsound ||| ||| MOTORITIES COLLECTION 2024

**FOCAL INSIDE**

MOTORITIES COLLECTION 2024 For more than four decades, Focal has created speaker drivers and high- ... subwoofers deliver 260 watts of power and are the perfect addition to a Focal Inside audio system. **ISUB ACTIVE 2.1** incorporates a 2-channel amplifier to amplify the vehicle s front speakers. Type ...

lang:en score:19 filesize: 25.54 M page count: 35 document date: 2024-04-03



[Focal ISUB ACTIVE & ISUB ACTIVE 2.1 User Manual](#)

Explore the Focal ISUB ACTIVE and ISUB ACTIVE 2.1, compact amplified subwoofers designed to deliver powerful bass and enhance your car audio experience. This user manual provides installation, usage, and safety information.

lang:es **score:17** filesize: 3.3 M page_count: 40 document date: 2025-10-01



[\[pdf\] Installation Guide](#)

DatenblattFocal Inside ISUB ACTIVE 2 1 10 caisson de basses actiffp isub active encdn shopify s files

0271 9478 5927 fp en v 1711788395 |||

ISUB ACTIVE 2.1 Product sheet Benefiting from the renowned Focal expertise in Car Audio solutions, the **ISUB ACTIVE 2.1** subwoofer delivers powerful, boosted bass as well as amplifying your vehicle s front speakers. It is the perfect addition to any onboard audio system, genuinely enhancing the sound ...

lang:en **score:17** filesize: 129.58 K page_count: 1 document date: 2023-03-30




[\[pdf\] Catalog](#)

Catalogue Motorities IW FORD Y ISO HARNESS V2 Câble faisceau Focal catalogue syst mesembarqu s

2024 fr web media focal naim dam pc 710 |||

COLLECTION MOTORITIES 2024 SYSTMES EMBARQUS Depuis quatre dcennies, Focal cre des haut-parleurs et ... oofer actif compact Amplificateur Classe D Entres haut niveau et RCA Subwoofer actif ultracompact **ISUB ACTIVE 2.1** Subwoofer actif ultracompact et amplificateur 2 canaux Diamtre woofer 20 cm 20 cm...

lang:fr **score:15** filesize: 25.08 M page_count: 43 document date: 2024-04-03



[\[pdf\]](#) Accessories Catalog

Motorities Catalog ISU 165 2 Separate Way Kit 16 5 cm Tieftöner Focal catalogue onboardsystems en web media focal naim dam kit 165wpx special city m |||

MOTORITIES COLLECTION 2024 ON-BOARD SYSTEMS For more than four decades, Focal has created speaker ... 11/16 x 913/16 24,9 x 32,3 x 43,9cm 9.6lbs 4.25kg 91/16 x 127/8 x 21/2 23 x 32,8 x 6,3 cm **ISUB ACTIVE 2.1** Ultra-compact active subwoofer 2-channel amplifier 8 20cm 4 260W 130W RMS 4Hz -... lang:en **score:15** filesize: 25.65 M page_count: 47 document date: 2024-04-03



[\[pdf\]](#) Dimension Guide Accessories Catalog

Untitled MOTORITIES COLLECTION 2025 gada 18 marts — Enjoy the Universal line s rich sound without altering aesthetics of your car Special attention was paid to design and dimensions during development Catalogue OnBoardSystems 2024 K2Evo EN Web focal america 03 |||

MOTORITIES COLLECTION 2024 ON-BOARD SYSTEMS For more than four decades, Focal has created speaker ... kg 17 / x 12 / x 9 / 24,9 x 32,3 x 43,9cm 9.6lbs 4.25kg 9 / x 12 x 2 23 x 32,8 x 6,3 cm **ISUB ACTIVE 2.1** Ultra-compact active subwoofer 2-channel amplifier 8 20cm 4 260W 130W RMS 4Hz -... lang:en **score:13** filesize: 9.42 M page_count: 47 document date: 2025-03-18