

SteelSeries Arctis Nova Pro Wireless

SteelSeries Arctis Nova Pro Wireless Multi-System Gaming Headset User Manual

Model: Arctis Nova Pro Wireless

1. PRODUCT OVERVIEW

The SteelSeries Arctis Nova Pro Wireless headset is designed to provide a premium audio experience across multiple gaming platforms. It features the Nova Pro Acoustic System, immersive 360° Spatial Audio, Active Noise Cancellation, and a unique dual-battery Infinity Power System for uninterrupted use.

Key Features:

- **Almighty Audio:** Premium High Fidelity Drivers and Sonar Software with Pro-grade Parametric EQ for ultimate clarity and sound customization.
- **360° Spatial Audio:** Immersive surround sound compatible with Tempest 3D Audio for PS5 and Microsoft Spatial Sound, enhancing directional audio cues.
- **Active Noise Cancellation (ANC):** A specialized 4-mic hybrid system to eliminate ambient noise, with a Transparency Mode for situational awareness.
- **Infinity Power System:** Dual hot-swappable batteries ensure continuous gameplay by allowing one battery to charge while the other is in use.
- **Multi-System Connect:** Twin USB ports for seamless switching between PlayStation, PC, Mac, or Switch.
- **ClearCast Gen 2 Mic:** AI-powered noise-canceling microphone with a fully retractable design for clear communication.

2. WHAT'S IN THE BOX

- SteelSeries Arctis Nova Pro Wireless Headset
- Wireless Base Station

- 2x Rechargeable Batteries
- USB-C to USB-A Cables (2)
- 3.5mm Audio Cable
- Protective Case
- Microphone Windscreen

3. SETUP

3.1 Connecting the Base Station

The Wireless Base Station acts as your central hub for audio control and charging. Connect it to your desired platforms using the provided USB-C to USB-A cables.

- **For PC/PlayStation/Switch:** Plug one USB-C to USB-A cable from the Base Station's USB port (labeled 'USB 1' or 'USB 2') to an available USB port on your console or PC.
- **For Xbox (specific models):** Use the dedicated Xbox USB port on the Base Station to connect to your Xbox console.
- **Line In/Line Out:** Use the 3.5mm Line In/Line Out ports for connecting external audio sources or speakers.

The Base Station's OLED screen will display connection status, battery levels, and current settings.

3.2 Initial Headset Pairing

The headset should automatically pair with the Base Station when both are powered on. If pairing does not occur, refer to the troubleshooting section.

3.3 Bluetooth Pairing

To pair the headset with a mobile device or other Bluetooth-enabled device:

1. Ensure the headset is powered on.
2. Press and hold the Bluetooth button (located on the right earcup) until the LED indicator flashes rapidly.
3. On your device, search for Bluetooth devices and select "Arctis Nova Pro Wireless".
4. The LED will turn solid blue when successfully paired.

4. OPERATING INSTRUCTIONS

4.1 Headset Controls

- **Power Button:** Press and hold to power on/off. Single press to toggle Active Noise Cancellation (ANC) or Transparency Mode. Double press to toggle Hear-Through mode.
- **Volume Wheel:** Adjusts the master volume.
- **Mute Button:** Toggles microphone mute. The microphone will glow red when muted.
- **Bluetooth Button:** Press and hold to enter pairing mode. Single press to play/pause media or answer/end calls.

4.2 Active Noise Cancellation (ANC) & Transparency Mode

The headset features a 4-mic hybrid system for ANC. Press the power button once to cycle between ANC on,

Transparency Mode, and ANC off. Transparency Mode allows you to hear your surroundings without removing the headset.

4.3 ClearCast Gen 2 Microphone

The AI-powered ClearCast Gen 2 microphone offers superior noise cancellation for clear voice communication. It is fully retractable into the earcup when not in use. The microphone tip glows red when muted.

4.4 Infinity Power System

The headset comes with two hot-swappable batteries. When one battery runs low, simply swap it with the fully charged spare from the Base Station. This provides virtually infinite battery life.



Figure 1: Hot-swappable battery system for continuous power.

4.5 Multi-System Switching

Use the Base Station's controls to seamlessly switch between connected platforms (PC, PlayStation, Switch, Mobile) with the press of a button.



Figure 2: Multi-system connectivity with the Base Station.

5. SOFTWARE INTEGRATION (STEELSERIES GG / SONAR)

Download the SteelSeries GG software to unlock the full potential of your Arctis Nova Pro Wireless headset. The Sonar Audio Software Suite provides advanced customization options.

- **Pro-grade Parametric EQ:** Fine-tune every aspect of your audio with a powerful 10-band parametric equalizer. Create custom sound profiles for different games or media.
- **Spatial Audio Tuning:** Adjust the virtual speaker position and distance to customize your 360° Spatial Audio experience.
- **ChatMix:** Balance game audio and chat audio levels independently.
- **AI Noise Cancellation for Mic:** Further enhance microphone clarity by eliminating background noise from your environment.
- **Game-Specific Presets:** Access a library of pre-configured EQ settings optimized for popular game titles.

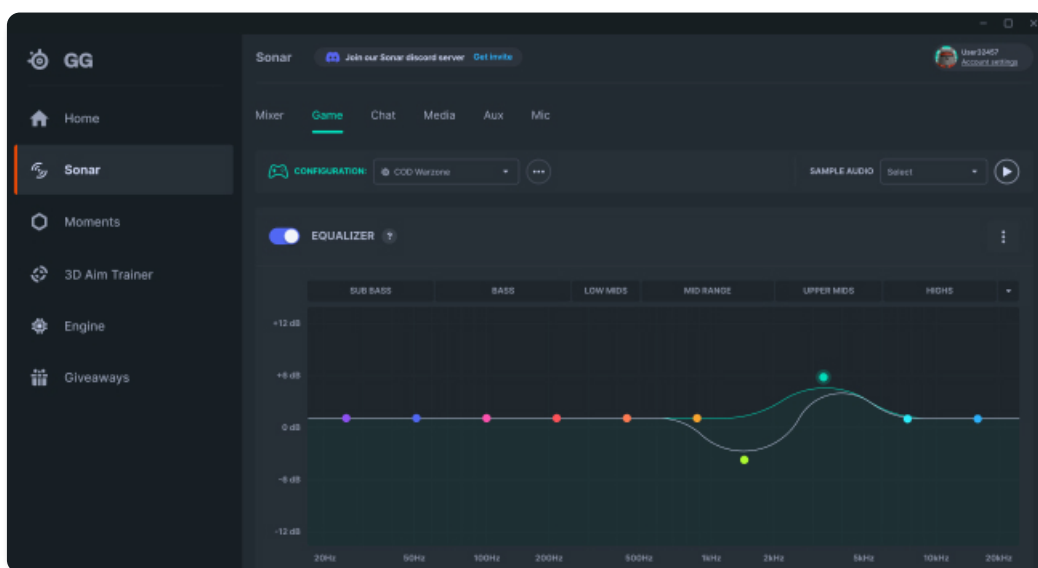


Figure 3: Sonar Software's Parametric EQ for detailed audio control.




Figure 4: Sonar Software's AI Noise Cancelling for microphone clarity.

6. MAINTENANCE

6.1 Cleaning

- Wipe the earcups and headband with a soft, damp cloth. Avoid harsh chemicals or abrasive materials.
- Ensure all ports are dry before connecting cables.

6.2 Storage

Store the headset in its protective case when not in use to prevent dust accumulation and damage.

6.3 Battery Care

Always keep one spare battery charged in the Base Station to ensure continuous power. Avoid fully depleting batteries regularly to prolong their lifespan.

7. TROUBLESHOOTING

7.1 No Audio / Disconnection

- Ensure the Base Station is properly connected to your device via USB.
- Check that the headset is powered on and paired with the Base Station.
- Verify that the correct audio output device is selected in your system settings (e.g., Windows Sound Settings).
- If using Bluetooth, ensure the headset is paired and connected to the correct device.

7.2 Microphone Issues

- Check if the microphone is muted (red LED on mic tip).
- Ensure the microphone is fully extended and positioned correctly.
- Verify the microphone input device is selected in your system/game settings.
- Adjust AI Noise Cancellation settings in SteelSeries GG/Sonar if background noise is an issue.

7.3 Battery Not Charging

- Ensure the Base Station is powered and connected.
- Verify the battery is correctly inserted into the charging slot on the Base Station.
- Check the Base Station's OLED screen for charging indicators.

8. SPECIFICATIONS

Feature	Specification
Brand	SteelSeries
Model Name	Arctis Nova Pro Wireless
Model Number	61522
Color	Black
Ear Placement	Over Ear
Impedance	32 Ohms
Frequency Range	10-40,000 Hz
Noise Control	Active Noise Cancellation
Connectivity Technology	Wireless (2.4GHz, Bluetooth 5)
Compatible Devices	PlayStation, PC, Mac, Switch
Battery Average Life	20 Hours (per battery)
Material	Aluminum Alloy and Steel
Item Weight	1.37 Kilograms

9. WARRANTY AND SUPPORT

For warranty information, technical support, and additional resources, please visit the official SteelSeries website:

steelseries.com/support

You can also find FAQs and community forums for further assistance.

10. MEDIA RESOURCES

10.1 Product Images




Image 1: SteelSeries Arctis Nova Pro Wireless headset and base station.



Image 2: Active Noise Cancellation in action.

CLEARCAST GEN 2 MIC



**AI-POWERED NOISE CANCELLATION
& FULLY RETRACTABLE DESIGN**

Image 3: ClearCast Gen 2 Mic with AI Noise Cancellation.

COMFORTMAX SYSTEM



HEIGHT-ADJUSTABLE EARCUPS & FLEXIBLE SUSPENSION BAND

Image 4: ComfortMax System for extended wear.

10.2 Official Product Videos

Your browser does not support the video tag.

Video 1: A 15-second overview of the Arctis Nova Pro Wireless headset's battery system, demonstrating the hot-swappable batteries and their integration with the base station for continuous power.