

VASAGLE HSR404T10

VASAGLE HSR404T10 Entryway Coat Rack with Shoe Storage Bench Instruction Manual

Model: HSR404T10 | Brand: VASAGLE

1. SAFETY INSTRUCTIONS

WARNING: To ensure safe use and prevent tipping, this coat rack must be securely fixed to the wall using the anti-tipping protection device provided. Failure to do so may result in serious injury.

Kit anti-basculement

Fixez le produit au mur pour plus de sécurité



Figure 1.1: Anti-tipping kit installation. A close-up view of the anti-tipping device securely fastened to the back of the unit and the wall, emphasizing the importance of this safety feature.

- Always follow the assembly instructions carefully.
- Do not allow children to climb on or play with the unit.
- Distribute weight evenly across shelves and hooks to maintain stability.
- Regularly check all fasteners to ensure they remain tight.

2. PRODUCT OVERVIEW

The VASAGLE HSR404T10 is a versatile entryway furniture piece designed to organize your coats, shoes, and accessories. It combines a coat rack with multiple hooks, a comfortable bench, and ample shoe storage compartments.



Figure 2.1: Front view of the VASAGLE HSR404T10 entryway coat rack. A full view of the white entryway coat rack, featuring a top shelf, coat hooks, a bench, and shoe storage compartments below.

Key Features:

- **Multifunctional Design:** Includes 5 triple hooks for coats and keys, a bench for sitting, and 10 shoe storage compartments.
- **Flexible Storage:** Features 4 removable panels within the shoe compartments, allowing customization for different shoe sizes or accessories.
- **Robust Construction:** Made from quality particleboard and MDF panels for durability and stability.
- **Modern Aesthetic:** White finish with slatted panel details and symmetrical curves for an elegant look.
- **Space-Saving:** Thoughtfully designed to maximize storage in entryways and minimize clutter.

Rangement multifonctionnel

Gagnez de l'espace et gardez vos objets organisés

- ✓ 1 Étagère en haut
- ✓ 5 crochets triples
- ✓ 1 Banc à chaussures
- ✓ Des étagères à chaussures



Figure 2.2: Multifunctional storage features. An image highlighting the various storage options: a top shelf, five triple hooks, a shoe bench, and multiple shoe shelves.

3. PACKAGE CONTENTS

Before beginning assembly, please verify that all components listed in the assembly guide (typically included in the product packaging) are present and undamaged. If any parts are missing or damaged, please contact customer support.

4. ASSEMBLY INSTRUCTIONS

The VASAGLE HSR404T10 is designed for straightforward assembly. All parts are numbered, and detailed, easy-to-follow instructions are provided in the included assembly manual. Please refer to that

manual for step-by-step guidance.

1. Unpack all components and lay them out on a clean, soft surface to prevent scratches.
2. Identify each part using the numbering in the assembly manual.
3. Follow the graphical and written instructions to connect the parts using the provided hardware.
4. Ensure all screws and fasteners are tightened securely, but do not overtighten.
5. **Crucial Step:** Install the anti-tipping device as instructed in the manual and secure the unit to a solid wall. This is essential for safety.

5. OPERATING INSTRUCTIONS

This entryway unit is designed for daily use to keep your space tidy and organized.

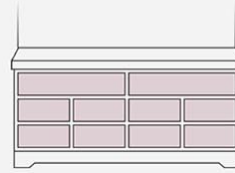
Using the Coat Rack and Hooks:

- Use the 5 triple hooks to hang coats, jackets, scarves, hats, and keys.
- The top shelf can be used for decorative items or additional storage for smaller bags.

Using the Shoe Storage Bench:

The lower section features a bench for comfortable seating while putting on or taking off shoes, and ten open compartments for shoe storage.

10 compartiments ouverts



Gardez vos chaussures en ordre et facilement accessibles



Figure 5.1: Ten open shoe compartments. A detailed view of the lower section of the unit, showing ten open compartments designed for shoe storage, keeping them organized and easily accessible.

Adjustable Shelves:

Four removable panels inside the shoe compartments allow you to adjust the storage space. You can remove or reposition these panels to accommodate taller items like boots or larger shoes, providing flexible storage solutions.

Étagères réglables

Pour ranger des objets de tailles différentes

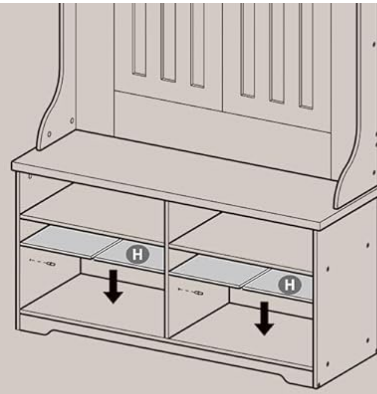



Figure 5.2: Adjustable shelf configuration. An image demonstrating how the internal panels of the shoe compartments can be adjusted or removed to accommodate items of different sizes, such as boots or larger shoes.

6. CARE AND MAINTENANCE

Proper care will extend the life and appearance of your VASAGLE entryway furniture.

- **Cleaning:** Wipe surfaces with a soft, damp cloth. Avoid harsh chemicals or abrasive cleaners that could damage the finish.
- **Spills:** Clean up spills immediately to prevent staining or damage to the wood material.
- **Protection:** Avoid placing hot items directly on the surface. Use coasters or protective pads when necessary.
- **Stability Check:** Periodically check all screws and connections to ensure they are tight. Retighten if

necessary.

- **Environment:** Keep the unit in a dry environment, away from direct sunlight and extreme temperature changes.

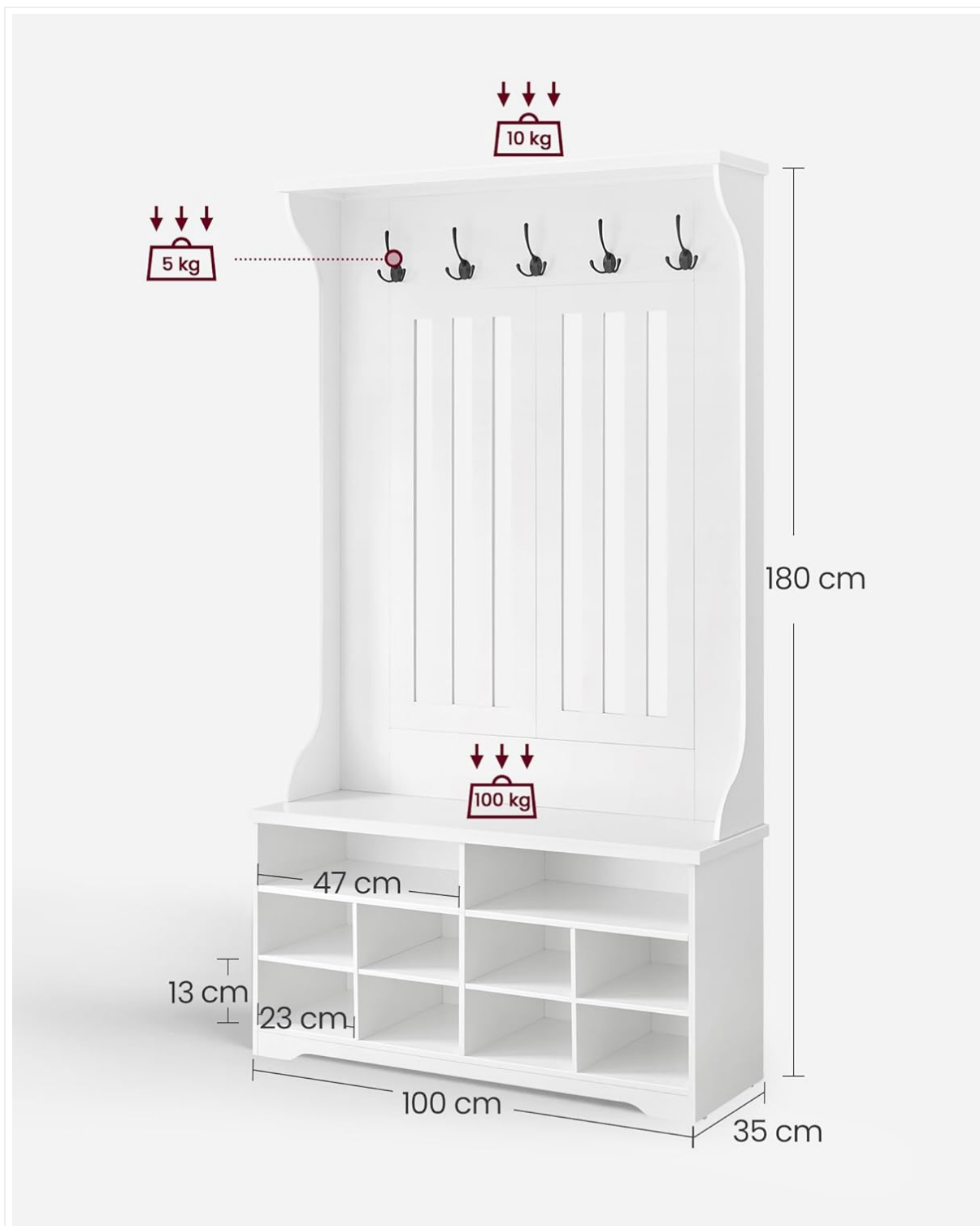


Figure 6.1: Panel quality and maintenance. This image illustrates the durability and ease of maintenance of the product's panels, highlighting their 25mm thickness, resistance to wear, and simple cleaning process.

7. TROUBLESHOOTING

- **Unit feels wobbly:** Ensure all screws are tightened. Verify the anti-tipping device is correctly installed and secured to the wall.
- **Missing parts:** Refer to the assembly manual's parts list. If parts are missing, contact customer support with your purchase details.

- **Difficulty assembling:** Double-check the assembly instructions. Ensure you are using the correct hardware for each step. Do not force parts together.

8. PRODUCT SPECIFICATIONS

Specification	Detail
Model Number	HSR404T10
Brand	VASAGLE
Color	White
Material	Engineered Wood (Particleboard, MDF)
Overall Dimensions (L x W x H)	100 x 35 x 180 cm (39.4 x 13.8 x 70.9 inches)
Item Weight	38.3 kg (84.4 lbs)
Max. Load Capacity (Hooks)	5 kg (11 lbs) per hook
Max. Load Capacity (Top Shelf)	10 kg (22 lbs)
Max. Load Capacity (Bench)	100 kg (220 lbs)
Assembly Required	Yes
Special Feature	Multifunctional, Adjustable Shelves



Figure 8.1: Product dimensions and load capacities. A diagram providing key dimensions (100 cm width, 35 cm depth, 180 cm height) and weight capacities for the hooks (5 kg each), top shelf (10 kg), and bench (100 kg).

9. WARRANTY AND SUPPORT

For warranty information, please refer to the documentation included with your purchase or visit the official VASAGLE website. If you encounter any issues or require assistance with your product, please contact VASAGLE customer support. Have your model number (HSR404T10) and purchase details ready for faster service.

Online Support: Visit the VASAGLE official website for FAQs, troubleshooting guides, and contact information.

