

## Hushing R5

# Hushing Sound Machine Night Light White Noise Machine User Manual

Model: R5 | Brand: Hushing

## 1. PRODUCT OVERVIEW

The Hushing Sound Machine Night Light is a versatile device designed to create a comfortable and soothing environment for sleep, relaxation, and focus. It features a wide array of non-looping sounds, customizable night light options, adjustable volume levels, and convenient timer settings.



Image: Top view of the Hushing Sound Machine Night Light, displaying its control panel and the soft glow from its base.

## 2. SAFETY INFORMATION

---

Please read and understand all safety instructions before using the device to prevent injury or damage.

- Always unplug the device when not in use.
- Do not use the device while sleeping to avoid the risk of electric shock.
- This device is not a toy and should not be used as such.
- Use the device at safe volumes to avoid potential hearing damage.
- Keep the device out of reach of children and pets.

## 3. SETUP GUIDE

---

Follow these steps to set up your Hushing Sound Machine Night Light:

1. Remove the noise machine from its packaging.
2. Plug it into a power outlet using the provided USB cable and power adapter.
3. Select a sound from the 30 available options using the sound selection buttons.
4. Adjust the volume level to your preference using the volume control buttons (36 levels available).
5. Choose a night light color and brightness using the light control button (12 colors and 10 brightness levels available).
6. Set a timer for the desired duration (1 hour, 2 hours, 3 hours, 4 hours, or continuous playback) using the timer button.

7. Press the power button to start playing the selected sound, night light, and volume settings. The device features a memory function to recall your last used settings.

# What You'll Get?





Image: The Hushing Sound Machine package contents, including the device, power adapter, USB cable, and user manual.

## 4. OPERATING INSTRUCTIONS

### Sound Selection

The device offers 30 non-looping natural soothing sounds. These include 3 white noise variations (brown noise, pink noise, white noise), 2 fan sounds, 15 nature sounds (rain, river, thunderstorm, sea waves, singing birds), and 10 lullabies. Use the 'Previous' and 'Next' sound buttons to cycle through the available options.



# 30 Non-looping Sounds



3 White Noise



2 Fan Sounds



10 Lullabies



15 Nature Sounds



Image: The sound machine on a nightstand, illustrating the variety of 30 non-looping sounds available, categorized into white noise, fan, lullabies, and nature sounds.

## Night Light Function

The integrated night light features 12 color options and 10 adjustable brightness levels. Press the light button to change colors and hold it to adjust brightness. This function can be used independently or simultaneously with the sound machine.

# 12 Night Light Colors



Image: The sound machine on a nightstand, demonstrating the 12 available night light colors.

# 10 Adjustable Levels Night Light



Image: The sound machine on a nightstand, highlighting the 10 adjustable brightness levels for the night light.

## Timer Settings

The sleep machine offers 5 timing functions: 1 hour, 2 hours, 3 hours, 4 hours, or continuous playback. Select the desired duration using the timer button. This allows for hands-free operation and peace of mind during sleep.

## Volume Control

Adjust the volume with 36 available levels to effectively block noise and create your ideal sound environment. Use the '+' and '-' buttons to increase or decrease the volume.

# 5 Timer Settings

 36 Volume Levels


 Memory Function



Image: The sound machine in a living room setting, emphasizing its features like 5 timer settings, 36 volume levels, and memory function.

## Memory Function

The device remembers your last used sound track, light color, and volume settings, eliminating the need to reconfigure them for subsequent uses.



# Create comfortable environment



Image: A child sleeping, with the sound machine contributing to a comfortable and peaceful environment.

## 5. MAINTENANCE

---

To ensure the longevity and optimal performance of your Hushing Sound Machine Night Light, follow these maintenance guidelines:

- **Cleaning:** Wipe the exterior of the device with a soft, dry cloth. Do not use liquid cleaners or abrasive materials.
- **Storage:** Store the device in a cool, dry place away from direct sunlight and extreme temperatures when not in use for extended periods.
- **Handling:** Handle the device with care. Avoid dropping it or subjecting it to strong impacts. Do not attempt to disassemble or repair the device yourself, as this will void the warranty.

## 6. TROUBLESHOOTING

---

If you encounter any issues with your Hushing Sound Machine Night Light, please refer to the following common problems and solutions:

Problem	Possible Cause	Solution
---------	----------------	----------



Problem	Possible Cause	Solution
Device does not power on.	Power cable not properly connected or power outlet issue.	Ensure the USB cable is securely connected to the device and the power adapter. Try a different power outlet.
No sound is playing.	Volume is too low or sound is not selected.	Increase the volume using the '+' button. Press the sound selection buttons to choose a sound.
Night light is not working.	Light function is turned off or brightness is set to minimum.	Press the light button to cycle through colors and ensure it's not off. Hold the light button to adjust brightness.
Sound seems to loop or cut off.	Rare occurrence, possibly due to interference.	The device features non-looping sounds. If you perceive looping, try restarting the device or selecting a different sound.

## 7. SPECIFICATIONS

---

Feature	Detail
Product Dimensions	4.21 x 4.21 x 2.16 inches
Weight	9.52 ounces
Item Model Number	R5
ASIN	B0CCV845B7
Manufacturer	Hushing
Color	Grey
Power Source	Adapter Power
Music Tracks	White Noise (includes brown noise, pink noise, fan sounds, nature sounds, lullabies)

## 8. WARRANTY AND SUPPORT

---

Hushing offers a one-year worry-free after-sales guarantee for this product. This guarantee ensures the safety and quality of your device.

If you encounter any quality issues or require assistance with your Hushing Sound Machine Night Light, please contact the manufacturer directly. They will gladly assist you and arrange for a replacement if necessary.

For further support, please refer to the contact information provided with your purchase or visit the official Hushing store on Amazon: [Hushing Store](#).