

Manuals+

[Q & A](#) | [Deep Search](#) | [Upload](#)

[manuals.plus](#) /

> [UGREEN](#) /

> [UGREEN Bluetooth 5.3 Adapter for PS4 PS5 USB Audio Transmitter APTX Connecting Bluetooth Headphones to PS5, PS4, Switch, PC, Wireless Audio Adapter \(Plug & Play\)](#)

UGREEN CM668

UGREEN Bluetooth 5.3 Audio Adapter Instruction Manual

Model: CM668

PRODUCT OVERVIEW

The UGREEN Bluetooth 5.3 Adapter (Model CM668) is a versatile USB audio transmitter designed to add Bluetooth audio capabilities to devices like PS4, PS5, Nintendo Switch, PC, and Mac. It offers plug-and-play functionality, low latency with aptX AD support, and high-quality audio for both gaming and communication. The adapter ensures stable and reliable connectivity up to 33 feet (10 meters).



Image: The UGREEN Bluetooth 5.3 Adapter (CM668) shown alongside its accompanying 3.5mm microphone.

Your browser does not support the video tag.

Video: A brief overview of the UGREEN Bluetooth 5.3 Adapter, highlighting its compact design and key features.

PACKAGE CONTENTS

- 1 x UGREEN Bluetooth 5.3 Adapter (Model CM668)
- 1 x 3.5mm Microphone



Image: A detailed view of the UGREEN Bluetooth 5.3 Adapter, showing its USB-A connector and pairing button.

SETUP GUIDE

The UGREEN Bluetooth 5.3 Adapter is designed for plug-and-play operation on most compatible devices. Follow the steps below for specific platforms.

1. PS5 / PS4 Setup

1. Plug the CM668 adapter into an available USB port on your PS5 or PS4 console. The adapter will automatically enter pairing mode (flashing blue & white).
2. On your PlayStation, navigate to **Settings** > **Sound** > **Audio Output**.
3. Turn off "Switch Output Device Automatically" if it's enabled.
4. Select "USB Headphones (CM668)" as your output device.

- To use the included 3.5mm microphone, plug it into your controller's 3.5mm jack. Then, in **Settings > Sound > Microphone**, select "Controller Headset" as your input device.
- To use your Bluetooth headset's built-in microphone, double-click the button on the CM668 adapter. Then, in **Settings > Sound > Microphone**, select "USB Headset (CM668)" as your input device.

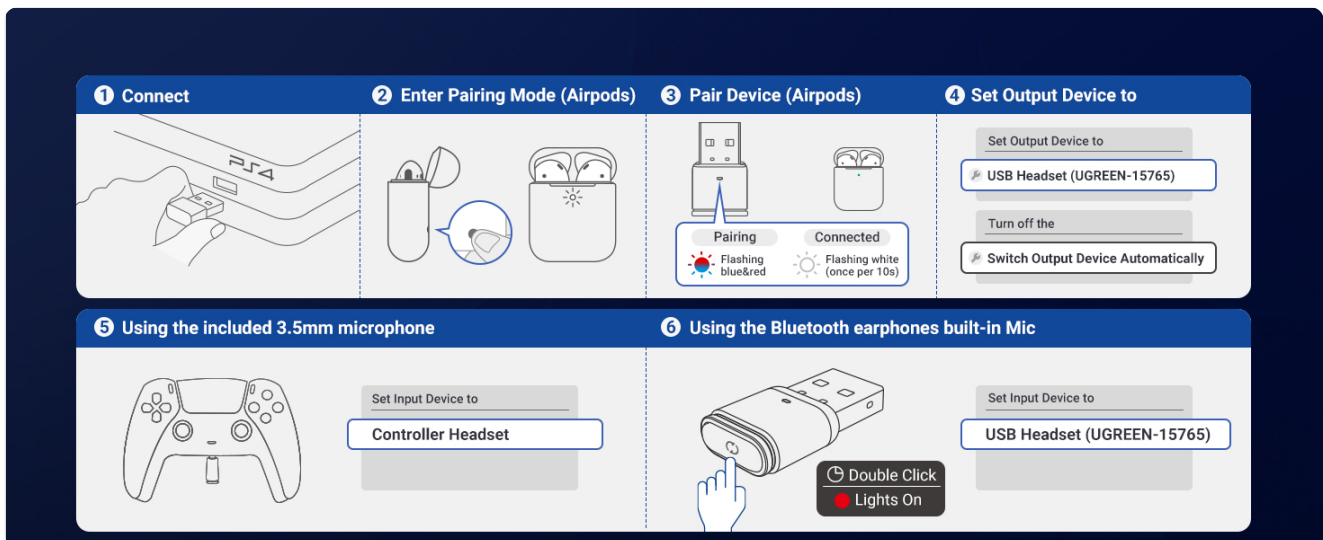


Image: Visual guide for connecting the UGREEN adapter to a PS4/PS5 and configuring audio settings, including pairing AirPods and setting up the microphone.

Your browser does not support the video tag.

Video: A step-by-step demonstration on how to connect the UGREEN Bluetooth adapter to a PS5 or PS4 console and configure audio settings.

2. Mac Setup

- Plug the CM668 adapter into an available USB port on your Mac.
- Go to **System Settings > Sound**.
- Under the "Output" tab, select "CM668" as your output device.
- To use the included 3.5mm microphone, plug it into your Mac's microphone port. Then, under the "Input" tab, select "External Microphone".
- To use your Bluetooth headset's built-in microphone, double-click the button on the CM668 adapter. Then, under the "Input" tab, select "CM668".

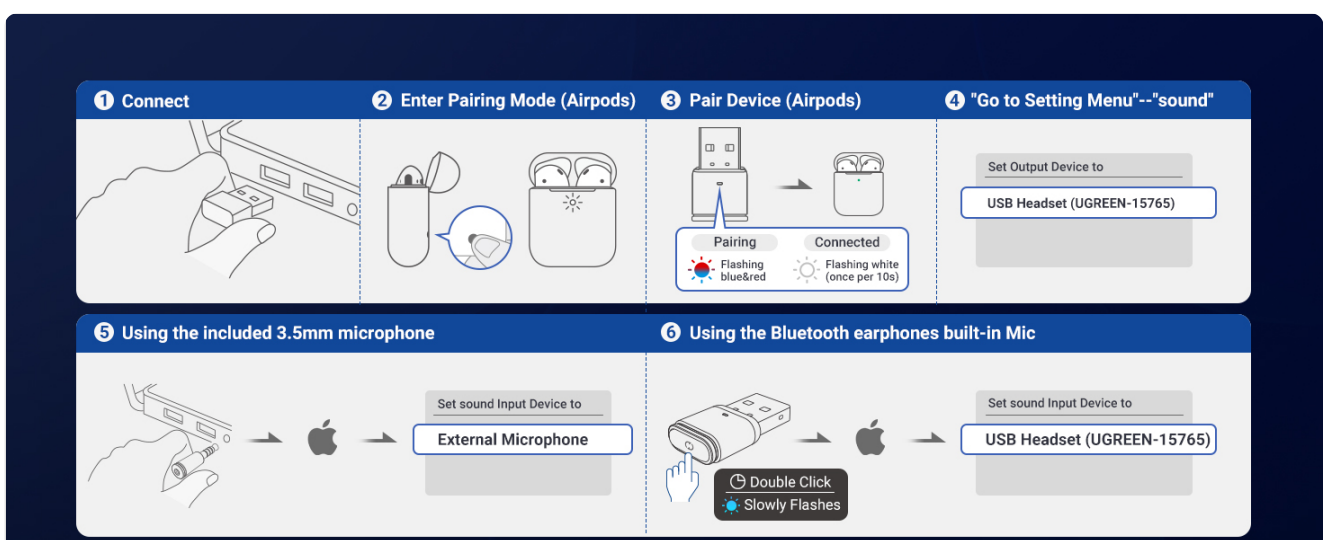


Image: Instructions for connecting the UGREEN adapter to a Mac and adjusting sound settings for both output and input.

3. PC (Windows) Setup

1. Plug the CM668 adapter into an available USB port on your PC. If using the 3.5mm microphone, plug it into the 3.5mm audio input port on your PC.
2. Go to **Settings > System > Sound**.
3. Under "Output", select "CM668" as your output device.
4. To use the included 3.5mm microphone, under "Input", select "Realtek(R) Audio" or your PC's integrated microphone input.
5. To use your Bluetooth headset's built-in microphone, double-click the button on the CM668 adapter. Then, under "Input", select "CM668".

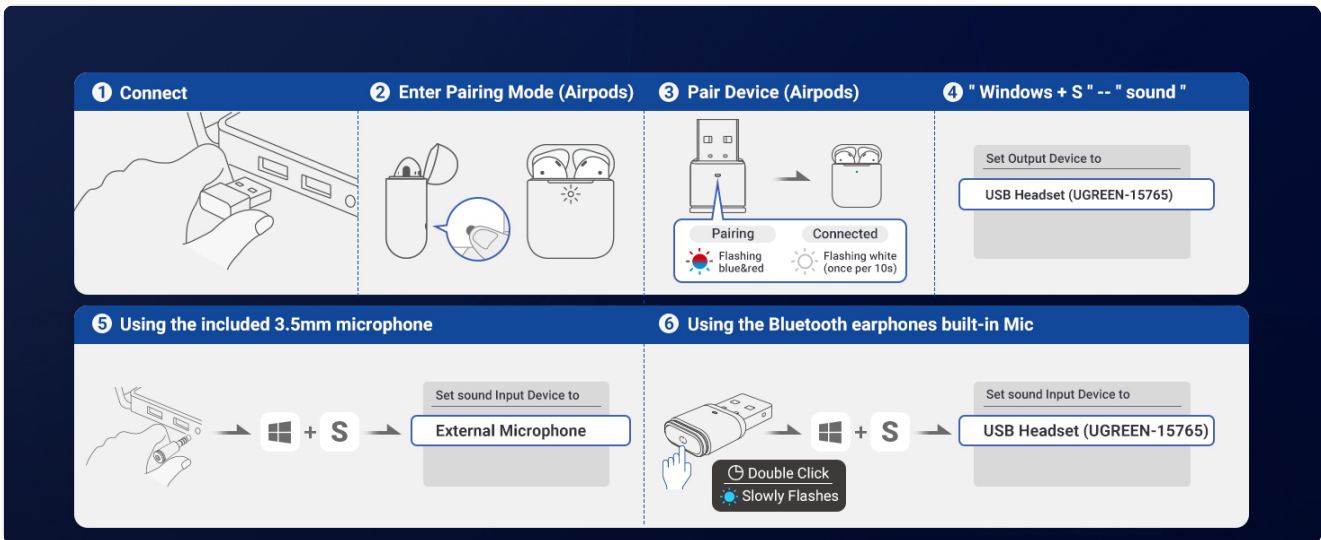


Image: Guide for connecting the UGREEN adapter to a Windows PC and configuring sound settings for output and microphone input.

OPERATING MODES

The UGREEN CM668 adapter supports two main operating modes for audio and communication:

- **Audio Output Only:** In this mode, the adapter transmits audio from your device to your Bluetooth headphones or speakers. This is ideal for listening to game audio, music, or videos.
- **Audio Output with Microphone Input:** This mode allows for two-way communication. You can use either the included 3.5mm microphone (plugged into your controller/device) or your Bluetooth headset's built-in microphone. Double-clicking the button on the adapter switches between these microphone input sources.

Perfect for PS5 Wireless Gaming

Listen to PS5 Gaming Audio & Talking Using the Included 3.5mm Mic



Image: A user enjoying wireless gaming on PS5 with the UGREEN adapter, demonstrating the use of the included 3.5mm microphone plugged into the controller.



Image: A user participating in an online meeting, showcasing the UGREEN adapter's compatibility with laptops for communication.

TECHNICAL SPECIFICATIONS

Feature	Detail
Brand	UGREEN
Model Number	CM668
Product Dimensions	0.59 x 0.28 x 1.14 inches
Item Weight	1.5 ounces
Connector Type	USB
Compatible Devices	Desktop, Headphone
Specific Uses	PS4, PS5, PC, Switch

Bluetooth Version	5.3
Supported Codecs	APT-X HD, APT-X AD, APT-X, SBC
Transmission Distance	Up to 33 ft (10 m)

CARE AND MAINTENANCE

- Keep the adapter and microphone dry. Avoid exposure to moisture or liquids.
- Clean the devices with a soft, dry cloth. Do not use harsh chemicals or abrasive cleaners.
- Store in a cool, dry place away from direct sunlight and extreme temperatures.
- Avoid dropping or subjecting the devices to strong impacts.

TROUBLESHOOTING

1. Device Not Pairing or Connecting

- Ensure the adapter is fully inserted into the USB port.
- Make sure your Bluetooth headphones/speakers are in pairing mode.
- Keep the adapter and your audio device close to each other during pairing.
- Turn off Bluetooth on any other nearby devices (phones, tablets, etc.) that might interfere with the pairing process.
- For PS5/PS4, ensure "Switch Output Device Automatically" is turned off in sound settings.

2. Low Audio Volume

- Check the volume level on your gaming console/PC/Mac.
- Adjust the volume directly on your Bluetooth headphones/speakers.
- Ensure the correct audio output device (CM668) is selected in your device's sound settings.

3. Microphone Not Working

- If using the included 3.5mm microphone, ensure it is fully inserted into the controller/device's 3.5mm jack.
- Verify the correct microphone input device is selected in your console/PC/Mac sound settings (e.g., "Controller Headset" for the 3.5mm mic on PS5/PS4, or "CM668" for built-in headset mic after double-clicking the adapter button).
- Double-click the button on the CM668 adapter to switch between microphone input sources if you are trying to use your headset's built-in mic.

WARRANTY AND SUPPORT

UGREEN products come with a standard manufacturer's warranty. For detailed warranty information, technical support, or customer service inquiries, please visit the official UGREEN website or contact their customer support team directly. Please retain your proof of purchase for warranty claims.

You can find more information and support at the [UGREEN Store on Amazon](#).

