Manuals+

Q & A | Deep Search | Upload

Straight Talk iPhone 7

Straight Talk Apple iPhone 7 32GB - User Manual

Model: iPhone 7

Brand: Straight Talk

Product Overview

The Apple iPhone 7 is a compact smartphone featuring a 4.7-inch Retina HD LCD display. It is powered by the A10 Fusion chip and 2GB of RAM, designed for efficient performance. The device includes a 12-megapixel rear camera with optical image stabilization and a 7-megapixel front camera, capable of capturing high-quality photos and 4K video. It features a physical home button with Touch ID for secure access and was rated IP67 for water and dust resistance. This model supports iOS software and comes with 32GB of storage.

Image: Front and side view of the Apple iPhone 7 in Silver.

Key Features

- **Unlocked Compatibility:** Compatible with AT&T / T-Mobile and all service providers that use AT&T / T-Mobile Network. Not compatible with Verizon or any service provider that uses Verizon Network.
- **Condition:** Pre-owned, tested, and passed in excellent condition. Battery life minimum 80% or more compared to new.
- **Operating System:** iOS Version upgradable to 15.8.5, continuing to receive security updates under the iOS 15 branch.
- **Display:** 4.7-inch Retina HD display.
- **Camera:** 12MP rear camera with 4K video at 30 fps / 7MP FaceTime HD camera with Retina Flash.
- **Security:** Physical home button with Touch ID for fingerprint recognition.
- **Durability:** Rated IP67 for water and dust resistance.

What's in the Box

- Apple iPhone 7 32GB (Silver)
- Lightning Cable
- Wall Charger

Note: A user manual is not included with this device. The SIM card is provided by your service provider and is not included.

Image: Contents of the iPhone 7 package, including the device, charging cable, and wall adapter.

Initial Setup

1. Powering On

1. Press and hold the **Side button** (on the right side of the phone) until the Apple logo appears.
2. The phone will boot up and display the 'Hello' screen in various languages.

2. Initial Configuration

1. **Select your language** and **country/region**.
2. Follow the on-screen instructions to connect to a **Wi-Fi network**.
3. Set up **Touch ID** (fingerprint recognition) and create a **passcode**.
4. Choose to restore from an iCloud backup, restore from a Mac or PC, transfer directly from another iPhone, or set up as a new iPhone.
5. Sign in with your **Apple ID** or create a new one.
6. Review and agree to the **Terms and Conditions**.
7. Set up **Siri** and other services as prompted.

3. SIM Card Installation

1. Locate the **SIM tray** on the right side of the iPhone.
2. Insert a **SIM ejector tool** (or a small paperclip) into the small hole on the SIM tray and push firmly until the tray pops out.
3. Place your **nano-SIM card** into the tray with the gold contacts facing down.
4. Carefully reinsert the SIM tray into the iPhone.
5. The iPhone will detect the SIM card and connect to your cellular network.

Image: The home screen of the Apple iPhone 7, showing the arrangement of default applications.

Operating Your iPhone 7

1. Touch ID

- **Unlocking:** Place your registered finger on the Home button to unlock the device.
- **App Store Purchases:** Use Touch ID to authorize purchases from the App Store, iTunes Store, and Apple Books.
- **Apple Pay:** Authenticate payments using Apple Pay by placing your finger on the Home button.

2. Display Navigation

- **Home Screen:** Press the Home button once to return to the Home screen from any app.
- **App Switcher:** Double-press the Home button to view recently used apps and switch between them.
- **Control Center:** Swipe up from the bottom edge of the screen to access Control Center for quick settings.
- **Notification Center:** Swipe down from the top edge of the screen to view notifications.

3. Camera Functions

- **Open Camera:** Tap the Camera app icon or swipe left on the Lock screen.

- **Take Photo:** Tap the Shutter button (white circle) or press either volume button.
- **Record Video:** Switch to Video mode and tap the Record button (red circle). Tap again to stop.
- **Switch Cameras:** Tap the camera flip icon to switch between the rear and front-facing cameras.

4. Software Updates

- To ensure optimal performance and security, keep your iPhone's software updated.
- Go to **Settings** > **General** > **Software Update**.
- If an update is available, tap **Download and Install**.

Care and Maintenance

1. Cleaning

- Use a soft, lint-free cloth to clean your iPhone.
- Avoid using abrasive materials, alcohol, or harsh chemicals.
- For stubborn smudges, lightly dampen the cloth with water.

2. Battery Health

- To maximize battery lifespan, avoid extreme temperatures.
- Go to **Settings** > **Battery** > **Battery Health** to monitor your battery's capacity.
- Consider replacing the battery if its maximum capacity significantly drops.

3. Software Updates

- Regularly check for and install iOS updates to benefit from performance improvements and security patches.

Troubleshooting Common Issues

1. Network Connectivity

- **No Service:** Ensure your SIM card is properly inserted. Try restarting your iPhone. Check with your service provider for network outages.
- **Wi-Fi Issues:** Forget the network and reconnect. Restart your Wi-Fi router.

2. Battery Drain

- **Rapid Discharge:** Check **Settings** > **Battery** to identify apps consuming the most power. Reduce screen brightness and disable unnecessary background app refresh.
- **Charging Issues:** Ensure you are using the provided Lightning cable and wall charger. Check the charging port for debris.

3. Software Performance

- **Slow Performance:** Close unused apps from the App Switcher. Clear Safari's website data. Ensure sufficient storage space.
- **App Crashing:** Update the problematic app from the App Store. Reinstall the app.

Technical Specifications

Feature	Detail
Package Dimensions	7.52 x 6.46 x 1.85 inches
Item Weight	6.7 ounces
Item Model Number	iphone 7
Batteries	1 Lithium Ion batteries required (included)
OS	iOS 15
RAM	2 GB
Connectivity Technologies	Bluetooth
GPS	True
Special Features	Touch ID, 4.7" Retina HD Display, 12MP Camera with 4K Video, 7MP FaceTime HD Camera, Nationwide Coverage, Grade A Refurbished, and Fingerprint Recognition
Human Interface Input	Touchscreen
Scanner Resolution	1334 x 750
Other Camera Features	12MP primary camera with autofocus and 4K rear video recording functions and a 7MP front camera with retina flash
Audio Jack	Lightning (with adapter)
Form Factor	Bar
Color	Silver
Battery Power Rating	1600
Manufacturer	Straight Talk
Memory Storage Capacity	32 GB
Standing Screen Display Size	4.7 Inches
Battery Capacity	1960
Charging Time	2 Hours
Operating System	iOS 15

CPU Model	A10
CPU Speed	2.34 GHz
Screen Size	4.7 Inches
Resolution	1334 x 750
Model Name	iPhone 7
Wireless Carrier	Straight Talk

Official Product Videos

iPhone 7 Review

Your browser does not support the video tag.

Video: A detailed review of the iPhone 7, highlighting its features and performance.

iPhone 7 Before You Buy

Your browser does not support the video tag.

Video: A guide offering insights and considerations before purchasing the iPhone 7.

Warranty and Support

For warranty information, technical support, or service inquiries, please refer to the official Straight Talk website or contact their customer service directly. As this is a pre-owned device, specific warranty terms may vary. Please consult your purchase documentation for details.

You can also visit the Apple support website for general iPhone troubleshooting and software assistance.

Related Documents - iPhone 7

	BlueBuilt Screen Protector Installation Guide Step-by-step instructions for applying a BlueBuilt screen protector to your device, ensuring a bubble-free and protective finish.
	Clock-Integrated 4-in-1 Wireless Charger User Manual User manual for the Clock-Integrated 4-in-1 Wireless Charger, detailing its product introduction, parameters, compatible models, function description, LED status, how to use the clock, common abnormalities, frequently asked questions, precautions, and warranty claim terms.

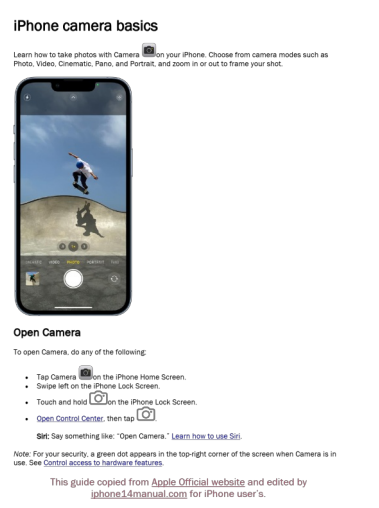	[iPhone Camera Guide: Master Your iPhone Photography] Comprehensive guide to using your iPhone camera. Learn about all modes, features, settings, and editing tools to capture stunning photos and videos with your iPhone.
	[AppleCare+ with Theft and Loss: Coverage, Costs, and Claims Guide] Comprehensive guide to AppleCare+ with Theft and Loss, detailing coverage for accidental damage, theft, and loss for iPhone, iPad, and Apple Watch, including service fees, deductibles, and claim procedures.
	[AppleCare+ Försäkringsvillkor Sverige - Omfattande Guide] Detaljerad information om AppleCare+ försäkringsvillkor i Sverige, inklusive täckning, undantag, anmälan, uppsägning, och hantering av personuppgifter från Apple och AIG.
	[AppleCare+ Terms and Conditions: Your Guide to Coverage and Service] Understand the full terms and conditions of AppleCare+ plans, including what's covered, service fees, cancellation policies, and state-specific variations for your Apple devices.