

UBeesize UB-ZB622BK-New

UBeesize 12-inch Selfie Ring Light User Manual

Model: UB-ZB622BK-New

1. INTRODUCTION

Thank you for choosing the UBeesize 12-inch Selfie Ring Light. This product is designed to provide optimal lighting for various applications, including video recording, makeup application, photography, and live streaming. It features an extendable tripod stand, adjustable light settings, a versatile phone holder, and a wireless remote control for enhanced convenience. Please read this manual thoroughly before use to ensure proper setup and operation.



Figure 1: UBeesize 12-inch Selfie Ring Light with its components.

2. PACKAGE CONTENTS

Verify that all items listed below are included in your package:

- 1 x 62-inch Extendable Tripod Stand
- 1 x 12-inch LED Ring Light
- 1 x USB Power Cable (integrated with ring light)
- 1 x Phone Holder
- 1 x Wireless Remote Control
- 1 x User Manual (this document)



Figure 2: Contents of the product box.

3. SETUP INSTRUCTIONS

1. Assemble the Tripod Stand:

Unfold the tripod legs and extend them to a stable position. Adjust the height using the quick-flip locks on the extendable sections. The stand can extend from 17 inches to 62 inches.



Figure 3: Tripod stand extension and locking mechanisms.

2. Attach the Ring Light:

Screw the 12-inch LED ring light onto the 1/4-inch screw mount at the top of the tripod stand. Ensure it is securely fastened.

3. Install the Phone Holder:

Insert the phone holder into the designated slot within the ring light. The phone holder is retractable and can accommodate smartphones up to 5.3 inches wide.



Figure 4: Phone holder and angle adjustment capabilities.

4. Connect Power:

Plug the integrated USB power cable into a compatible USB power source (e.g., laptop, PC, power bank, USB wall adapter). The ring light requires a stable 5V/2A power input for optimal performance.



Figure 5: USB power connection options.

5. Pair the Wireless Remote Control:

Turn on Bluetooth on your smartphone. Press and hold the button on the remote control until the indicator light flashes. Select 'UBeesize' from the list of available Bluetooth devices on your phone to pair. The remote is compatible with both Android and iOS devices and has a range of up to 33 feet (10 meters).



Figure 6: Wireless remote control pairing process.

4. OPERATING INSTRUCTIONS

4.1. Power On/Off and Light Mode Selection

The ring light features an in-line controller on the USB cable. Use the buttons to:

- **Power Button:** Press to turn the light on or off.
- **Mode Button:** Cycle through 3 distinct color temperatures: Cool White, Warm, and Daylight.
- **Brightness Buttons (+/-):** Adjust the brightness level. Each color mode has 10 brightness levels, offering a total of 30 lighting options.




Figure 7: Available color temperatures and brightness levels.

4.2. Adjusting Angles

- **Ring Light Angle:** The ring light can be tilted up to 180 degrees to direct light precisely where needed.
- **Phone Holder Angle:** The phone holder offers 360-degree rotation, allowing for flexible horizontal or vertical viewing of your smartphone.

5. FEATURES AND COMPATIBILITY

5.1. Lighting Options

The 12-inch LED ring light provides 3 color temperatures (Cool White, Warm, Daylight) and 10 brightness levels for each, totaling 30 distinct lighting configurations. This allows for versatile illumination suitable for various environments and purposes.

5.2. Extendable Tripod Stand

The robust aluminum tripod stand extends from a compact 17 inches to a maximum height of 62 inches. It features quick-flip locks for easy height adjustment and a weighted base for enhanced stability. It can be used as a tabletop stand or extended for floor-standing applications.

5.3. Universal Phone Holder

The retractable phone holder securely grips smartphones up to 5.3 inches wide, with or without a case. Its 360-degree rotation allows for optimal positioning.

5.4. Wireless Remote Control

The included pocket-sized Bluetooth remote control enables hands-free operation for capturing photos or starting/stopping videos from up to 33 feet away. It is compatible with both Android and iOS operating systems.

5.5. Broad Compatibility

Beyond smartphones, the 1/4-inch screw port on the tripod ensures compatibility with various cameras and webcams, making it a versatile tool for content creators.



Figure 8: Versatile applications and compatibility.

6. MAINTENANCE

- **Cleaning:** Use a soft, dry cloth to clean the ring light and tripod stand. Avoid using abrasive cleaners or solvents.
- **Storage:** When not in use, fold the tripod stand and store the unit in a cool, dry place away from direct

sunlight and excessive heat.

- **Handling:** Handle the ring light with care to prevent damage to the LED components.

7. TROUBLESHOOTING

Problem	Possible Cause	Solution
Ring light does not turn on.	No power, faulty USB connection, insufficient power supply.	Ensure USB cable is securely connected. Try a different USB port or power adapter (ensure it provides 5V/2A).
Light flickers or is unstable.	Insufficient power supply, faulty USB power cube/adapter.	Ensure your USB power source provides adequate power (5V/2A). Try a different, reliable USB power adapter.
Remote control does not pair.	Bluetooth not enabled, remote not in pairing mode, battery low (if applicable).	Ensure Bluetooth is enabled on your device. Press and hold the remote button to enter pairing mode. Check if the remote requires batteries (not applicable for this model as it's typically battery-free).
Phone holder cannot hold phone securely.	Phone too wide, holder not fully extended.	Ensure your phone's width is within the 5.3-inch limit. Fully extend the retractable holder.

8. SPECIFICATIONS

- **Model Number:** UB-ZB622BK-New
- **Ring Light Diameter:** 12 inches
- **Tripod Stand Height:** 17 inches (min) to 62 inches (max)
- **Color Temperatures:** 3 (Cool White, Warm, Daylight)
- **Brightness Levels:** 10 per color mode (30 total)
- **Phone Holder Width:** Up to 5.3 inches
- **Connectivity:** Bluetooth (for remote control)
- **Power Input:** USB 5V/2A (recommended)
- **Remote Control Range:** Up to 33 feet (10 meters)
- **Product Dimensions:** 3 x 3 x 17 inches (folded)
- **Item Weight:** 2.2 pounds
- **UPC:** 840322304093

9. SAFETY INFORMATION






- Do not expose the product to water or excessive moisture.
- Avoid disassembling or modifying the product, as this may void the warranty and pose safety risks.
- Keep out of reach of children.
- Use only with compatible USB power sources that meet the specified voltage and current requirements.
- Do not stare directly into the LED light for extended periods, as it may cause eye strain.

10. WARRANTY AND SUPPORT

UBeesize offers a free 12-month after-sales service for this product. If you encounter any questions or concerns regarding your UBeesize 12-inch Selfie Ring Light, please do not hesitate to contact our customer support team. We are committed to providing assistance and ensuring your satisfaction.

For support, please visit the official UBeesize website or contact us through your purchase platform.

Related Documents - UB-ZB622BK-New

	<p>UBeesize 12-Inch Ring Light with 62-Inch Tripod Stand User Manual</p> <p>This user manual provides instructions for the UBeesize 12-inch LED ring light and 62-inch tripod stand, detailing setup, assembly, phone holder attachment, lighting modes, and package contents.</p>
	<p>UBeesize 10.2" Ring Light with Tabletop Tripod - Operating Instructions</p> <p>Operating instructions for the UBeesize 10.2-inch Ring Light with Tabletop Tripod, covering setup, lighting modes, and phone holder attachment for content creators.</p>
	<p>UBeesize 62-inch Selfie Stick Tripod with Bluetooth Remote - User Guide</p> <p>Learn how to set up and use your UBeesize 62-inch selfie stick tripod with Bluetooth remote for capturing photos and videos. Includes setup instructions, pairing guide, and feature descriptions.</p>
	<p>UBeesize 67-inch Selfie Stick Tripod with Bluetooth Remote - Features and Setup Guide</p> <p>Discover the UBeesize 67-inch Selfie Stick Tripod with Bluetooth Remote. This guide details its setup, features like adjustable height, phone holder compatibility, and tripod stability, making it ideal for photography and videography.</p>
	<p>UBeesize 10" Ring Light with Tripod TR50 Operating Instructions</p> <p>Comprehensive operating instructions and user guide for the UBeesize 10-inch Ring Light with Tripod TR50. Learn how to set up, use, and attach accessories for photography, vlogging, and live streaming.</p>



[UBeeSize TR50 Professional Tripod Operating Instructions](#)

This document provides operating instructions for the UBeeSize TR50 Professional Tripod, detailing setup, adjustments, and features for cameras and smartphones.