

amazon basics ABSBX96CBK

amazon basics 20W Bluetooth Soundbar Speaker User Manual

Model: ABSBX96CBK

1. INTRODUCTION

Thank you for choosing the amazon basics 20W Bluetooth Soundbar Speaker. This manual provides essential information for the safe and efficient operation of your device. Please read it thoroughly before use and retain it for future reference.

This soundbar features 20W powerful audio output, Bluetooth v5.1 connectivity, a 2000mAh rechargeable battery, and multiple input options including AUX, USB, and Micro SD. It also includes an LED display and RGB party lights for an enhanced audio-visual experience.

2. PACKAGE CONTENTS

Ensure all items are present in the package:

- 1N Soundbar Speaker
- 1N Charging Cable
- 1N Aux Cable
- 1N User Manual

3. PRODUCT OVERVIEW

Familiarize yourself with the soundbar's components and controls.



Figure 3.1: Front view of the amazon basics 20W Bluetooth Soundbar Speaker, showcasing its sleek design and central LED display.

UPTO 07 HOURS
WIRELESS PLAYBACK



2000mAh LI-ION
RECHARGEABLE BATTERY

Figure 3.2: Top panel of the soundbar with control buttons for power, mode, volume, and RGB light management.

EASY

ACCESS CONTROLS



Figure 3.3: Rear view showing the various connectivity ports including USB, AUX, and Micro SD card slot.

Controls and Indicators:

- **Power Button:** Press and hold to turn on/off.
- **Mode Button:** Short press to switch between Bluetooth, AUX, USB, and Micro SD modes.
- **Play/Pause Button:** Controls media playback.
- **Volume Up/Next Track:** Short press for volume up, long press for next track.
- **Volume Down/Previous Track:** Short press for volume down, long press for previous track.
- **RGB Light Button:** Controls RGB lighting effects.
- **LED Display:** Shows current mode, volume level, and battery status.

4. SETUP

4.1 Charging the Soundbar

1. Connect the provided charging cable to the soundbar's charging port.
2. Connect the other end of the charging cable to a compatible USB power adapter (not included).
3. The LED display will indicate charging status. A full charge typically takes 5-6 hours.

The soundbar offers up to 7 hours of wireless playback at 50% volume with RGB lights on, powered by its 2000mAh Li-ion rechargeable battery.



Figure 4.1: Visual representation of the soundbar's battery life, indicating up to 7 hours of wireless playback.

4.2 Powering On/Off

- **To Power On:** Press and hold the Power button until the LED display illuminates.
- **To Power Off:** Press and hold the Power button again until the LED display turns off.

5. OPERATING INSTRUCTIONS

5.1 Bluetooth Mode

1. Turn on the soundbar. It will automatically enter Bluetooth pairing mode, indicated by a flashing 'BLUE' on the LED display.
2. On your device (smartphone, tablet, laptop), enable Bluetooth and search for available devices.
3. Select "amazon basics Soundbar" from the list.
4. Once paired, the LED display will show a solid 'BLUE' and you will hear a confirmation tone.
5. You can now play audio from your device through the soundbar.



Figure 5.1: The soundbar supports Bluetooth v5.1 for wireless audio streaming, alongside other connectivity options.

5.2 AUX Mode

1. Connect one end of the provided 3.5mm AUX cable to the AUX port on the soundbar.
2. Connect the other end to the audio output jack of your device (e.g., TV, computer, MP3 player).
3. Press the Mode button on the soundbar until 'AUX' is displayed on the LED screen.
4. Audio from your connected device will now play through the soundbar.

5.3 USB Playback

1. Insert a USB flash drive containing audio files into the USB port on the soundbar.
2. The soundbar will automatically switch to USB mode, or you may need to press the Mode button until 'USB' is displayed.
3. Playback will begin automatically. Use the control buttons to manage tracks and volume.

5.4 Micro SD Card Playback

1. Insert a Micro SD card containing audio files into the Micro SD card slot on the soundbar.
2. The soundbar will automatically switch to Micro SD mode, or you may need to press the Mode button until 'TF' (for TransFlash/Micro SD) is displayed.
3. Playback will begin automatically. Use the control buttons to manage tracks and volume.

5.5 RGB Party Lights

The soundbar is equipped with RGB lights that enhance your listening experience.



Figure 5.2: The soundbar featuring its dynamic RGB lighting, adding a visual element to audio playback.

- Press the RGB Light button to cycle through different light modes or to turn the lights off.
- The lights can be synchronized with the audio for a dynamic effect.

6. MAINTENANCE

6.1 Cleaning

- Always power off the soundbar and disconnect it from any power source before cleaning.
- Use a soft, dry cloth to wipe the exterior surfaces.
- Do not use liquid cleaners, aerosols, or solvents, as these may damage the finish or internal components.

6.2 Storage

- Store the soundbar in a cool, dry place away from direct sunlight and extreme temperatures.
- If storing for an extended period, charge the battery periodically (e.g., every 3 months) to maintain battery health.

7. TROUBLESHOOTING

Problem	Possible Cause	Solution
Soundbar does not power on.	Battery is depleted.	Charge the soundbar using the provided charging cable.
No sound output.	Incorrect mode selected; Volume too low; Device not connected properly.	Ensure the correct input mode is selected. Increase the volume on both the soundbar and the connected device. Reconnect the device.
Bluetooth pairing fails.	Soundbar not in pairing mode; Device too far; Interference.	Ensure the soundbar is in Bluetooth pairing mode (flashing 'BLUE'). Move the soundbar closer to your device. Turn off other Bluetooth devices to reduce interference.
Distorted sound.	Volume too high; Poor audio source quality.	Reduce the volume on both the soundbar and the connected device. Try a different audio source or file.
RGB lights not working.	Lights are turned off or in a static mode.	Press the RGB Light button to cycle through modes or turn them on.

8. SPECIFICATIONS

Feature	Detail
Model Name	ABSBX96CBLK
Speaker Type	Soundbar
Output Power	20W (2 x 10W drivers)
Connectivity	Bluetooth v5.1, Auxiliary (3.5mm), USB, Micro SD Card
Battery Capacity	2000mAh Li-ion
Playback Time	Up to 7 hours (at 50% volume with RGB lights ON)

Feature	Detail
Charging Time	Approx. 5-6 hours
Special Features	LED Display, RGB Party Lights, 2X Bass Reflex
Product Dimensions (D x W x H)	6.6D x 37.5W x 6.6H Centimeters
Item Weight	630 Grams
Control Method	Touch Buttons

9. WARRANTY AND SUPPORT




9.1 Warranty Information



This amazon basics soundbar comes with a **1-year limited warranty** from the date of purchase. This warranty covers manufacturing defects but does not extend to accessories or damage caused by misuse, accidents, or unauthorized modifications.

9.2 Customer Support

For warranty claims, technical assistance, or any product-related inquiries, please contact amazon basics customer support through the official Amazon website or your purchase platform. Please have your product model number (ABSBX96CBLK) and proof of purchase ready.

Related Documents - ABSBX96CBLK

	<p>Amazon Fire TV Soundbar Plus Quick Start Guide</p> <p>A comprehensive guide to setting up and using your Amazon Fire TV Soundbar Plus, covering connections, audio configurations, and wall mounting instructions.</p>
	<p>Amazon Basics Portable Air Conditioner Dehumidifier Manual - Safety, Operation, Installation</p> <p>User manual for Amazon Basics portable air conditioner and dehumidifier (models B07ZHQDF7B, B07ZHQFNX8, B07ZHQTBGs, B07ZHQV1GT). Includes safety guidelines, product features, operating instructions, and installation steps for various window types. Available in multiple languages.</p>
	<p>Amazon Fire TV Soundbar Plus: Setup Guide and Features</p> <p>Learn how to set up, connect, and optimize your Amazon Fire TV Soundbar Plus. This guide covers remote functions, audio settings, LED indicators, and wall mounting.</p>

<p>User Manual of Product 1: Amazon Basics 15-in-1 Multi-Tool (LCD-A1), Black</p> <p>User Manual of Product 2: Amazon Basics Notebook Arm Mount Tray, Ergonomic, Black</p>	<p>Logitech K380 Multi-Device Bluetooth Keyboard User Manual</p> <p>Comprehensive user manual for the Logitech K380 Multi-Device Bluetooth Keyboard, covering setup, features, shortcuts, OS compatibility, and power management. Learn how to connect, customize, and use your keyboard efficiently.</p>
	<p>Amazon Basics 15-in-1 Multi-Tool Pocket Knife: Features, Safety, and Care</p> <p>Discover the Amazon Basics 15-in-1 Multi-Tool Pocket Knife. This guide covers its features, essential safety precautions, cleaning instructions, and importer details. Includes a list of all 15 tools.</p>
	<p>Amazon Basics USB-Powered Computer Speakers Quick Start Guide</p> <p>This quick start guide provides essential setup, operation, and safety information for Amazon Basics USB-Powered Computer Speakers with Dynamic Sound. Covers models B07DDK3W5D, B07DDGBL5T, B07DDGBJ9N, and B07DDDTWDP.</p>