

GOVO GOSURROUND



GOVO GoSurround 300 Bluetooth Soundbar User Manual

Model: GOSURROUND

Brand: GOVO

1. INTRODUCTION

This manual provides essential information for the safe and efficient operation of your GOVO GoSurround 300 Bluetooth Soundbar. Please read it thoroughly before using the product and retain it for future reference.

The GOVO GoSurround 300 is a 25W portable Bluetooth soundbar featuring 52mm drivers, a 2000 mAh battery, 2.0 channel audio, multicolor LED lights, and multiple connectivity options including TWS, AUX, Bluetooth, and USB.

2. PACKAGE CONTENTS

Ensure all items are present upon unboxing:

- 1 x GOVO GoSurround 300 Mini Soundbar
- 1 x User Manual (this document)
- 1 x Warranty Card
- 1 x Charging Cable (Type-C)



Figure 2.1: The GOVO GoSurround 300 Bluetooth Soundbar in Platinum Black.

3. PRODUCT OVERVIEW

3.1. Controls and Ports

The soundbar features intuitive controls and various ports for versatile connectivity.



Dynamic LED Lights

Customizable LED lights with RGB colors

Figure 3.1: Rear view of the soundbar showing connectivity ports (TF card, USB, AUX, Bluetooth) and control buttons.

- **Power Button:** Press and hold to turn on/off.
- **Mode Button:** Short press to switch between Bluetooth, AUX, USB, TF Card, and FM modes.
- **Volume Up/Next Track:** Short press for volume up, long press for next track.
- **Volume Down/Previous Track:** Short press for volume down, long press for previous track.
- **Play/Pause Button:** Play or pause audio.
- **USB Port:** For USB drive playback.
- **AUX Port:** For wired audio connection.
- **TF Card Slot:** For TF (MicroSD) card playback.
- **Charging Port (Type-C):** For charging the internal battery.

3.2. LED Indicators

The soundbar features dynamic LED lights that indicate operational status and enhance the audio experience.



Figure 3.2: The soundbar displaying its customizable dynamic LED lights.

4. SETUP

4.1. Charging the Soundbar

1. Connect the provided charging cable to the Type-C charging port on the soundbar.
2. Connect the other end of the cable to a compatible USB power adapter (not included) or a computer's USB port.
3. The LED indicator will show charging status (e.g., red for charging, off when fully charged).
4. A full charge provides up to 8 hours of playtime.

Multiple Connectivity

TF card, USB, AUX, Bluetooth



Bluetooth V5.3

Figure 4.1: The soundbar highlighting its fast charge capability for extended music playback.

4.2. Initial Placement

Place the soundbar on a stable, flat surface, such as a tabletop, for optimal audio dispersion. Ensure it is not obstructed by other objects.



Fast Charge

For non-stop music

Figure 4.2: Dimensions of the GOVO GoSurround 300 soundbar (42.8cm W x 6.9cm D x 8cm H).

5. OPERATING INSTRUCTIONS

5.1. Power On/Off

Press and hold the Power button for approximately 3 seconds to turn the soundbar on or off.

5.2. Bluetooth Mode

1. Turn on the soundbar. It will automatically enter Bluetooth pairing mode (indicated by a flashing LED).
2. On your device (smartphone, tablet), enable Bluetooth and search for "GOVO GoSurround 300".
3. Select the soundbar from the list to pair. A confirmation tone will sound upon successful connection.
4. The soundbar will automatically connect to the last paired device when powered on, if within range.

5.3. AUX Mode

1. Connect one end of a 3.5mm audio cable (not included) to the AUX port on the soundbar.
2. Connect the other end to the audio output jack of your device.
3. Press the Mode button to switch to AUX mode.

5.4. USB Playback

1. Insert a USB flash drive containing MP3 audio files into the USB port.
2. Press the Mode button to switch to USB mode. The soundbar will automatically begin playing audio from the drive.

5.5. TF Card Playback

1. Insert a TF (MicroSD) card containing MP3 audio files into the TF card slot.
2. Press the Mode button to switch to TF Card mode. The soundbar will automatically begin playing audio from the card.

5.6. TWS (True Wireless Stereo) Pairing

To achieve a wider stereo soundstage, you can pair two GOVO GoSurround 300 soundbars together.




Figure 5.1: Two GOVO GoSurround 300 units connected for True Wireless Stereo (TWS) pairing.

1. Ensure both soundbars are powered on and not connected to any other Bluetooth device.
2. On one soundbar (this will be the primary unit), press and hold the Play/Pause button for a few seconds until you hear a pairing tone.
3. The two soundbars will automatically search and pair with each other. A confirmation tone will indicate successful TWS pairing.
4. Once paired, connect your Bluetooth device to the primary soundbar as described in Section 5.2. Audio will now play through both units in stereo.

5.7. LED Light Control

The dynamic LED lights can be customized. Refer to the specific button on the soundbar (often the 'M' or Mode button with a long press, or a dedicated light button if present) to cycle through different light modes or turn them off.

6. MAINTENANCE

- **Cleaning:** Use a soft, dry cloth to clean the surface of the soundbar. Do not use liquid cleaners or abrasive materials.
- **Storage:** When not in use for extended periods, store the soundbar in a cool, dry place away from direct sunlight and extreme temperatures.

- **Battery Care:** To prolong battery life, avoid fully discharging the battery frequently. Charge the soundbar regularly, even if not in use.
- **Avoid Water:** The soundbar is not waterproof. Keep it away from water and moisture.

7. TROUBLESHOOTING

Problem	Possible Cause	Solution
No power	Battery is depleted.	Charge the soundbar using the provided cable.
No sound	Volume is too low; incorrect input mode; device not connected.	Increase volume; press Mode button to select correct input; ensure Bluetooth/AUX/USB/TF connection is secure.
Bluetooth pairing failed	Soundbar not in pairing mode; device Bluetooth off; too far from device.	Ensure soundbar is in pairing mode; enable Bluetooth on device; move device closer (within 10 meters).
Distorted sound	Volume too high; low battery; interference.	Reduce volume; charge soundbar; move away from other electronic devices.
TWS pairing failed	One or both soundbars already connected to another device.	Disconnect both soundbars from any other Bluetooth devices before attempting TWS pairing.

8. SPECIFICATIONS

Model Name	GOSURROUND
Speaker Type	Soundbar
Output Power	25W
Audio Channel	2.0 Channel
Driver Size	52mm
Battery Capacity	2000mAh Lithium Ion
Playtime	Up to 8 Hours
Connectivity	Bluetooth V5.3, AUX, USB, TF Card, FM Support
Wireless Range	Up to 10 meters
Special Features	Multicolor LED Lights, TWS Pairing
Product Dimensions	42.8W x 6.9D x 8H Centimeters
Item Weight	750 Grams
Power Source	Battery Powered
Mounting Type	Tabletop Mount
Water Resistance	Not Water Resistant

9. WARRANTY & SUPPORT

9.1. Warranty Information

The GOVO GoSurround 300 comes with a **Limited Warranty**. Please refer to the included Warranty Card for specific terms, conditions, and duration of coverage.

Keep your purchase receipt as proof of purchase for warranty claims.

9.2. Customer Support

For technical assistance, troubleshooting not covered in this manual, or warranty inquiries, please contact GOVO customer support.

- **Website:** Visit the official GOVO website for support resources and contact details.
- **Email/Phone:** Refer to your warranty card or product packaging for specific contact information.

When contacting support, please have your product model (GOSURROUND) and purchase details ready.



© 2025 GOVO. All rights reserved.

Related Documents

	<p>GoSurround 220 Bluetooth Soundbar User Manual</p> <p>User manual for the GoSurround 220 Bluetooth Soundbar, detailing its features, how to use it, troubleshooting, and specifications. Includes information on TWS function, multiple connectivity options, and package contents.</p>
	<p>Govo GoSurround 300 Bluetooth Soundbar User Manual</p> <p>Comprehensive guide for the Govo GoSurround 300 Bluetooth Soundbar, covering specifications, usage instructions, troubleshooting, and safety information.</p>
	<p>GOSURROUND 430 2.0 Soundbar User Manual</p> <p>Comprehensive guide for the GOSURROUND 430 2.0 Soundbar, covering setup, product use, battery installation, remote control functions, button controls, wall mounting, and safety instructions.</p>
	<p>GOVO GoSurround 945 5.1 Bluetooth Soundbar User Manual</p> <p>Comprehensive user manual for the GOVO GoSurround 945 5.1 Bluetooth Soundbar. Learn about product use, specifications, safety instructions, wall mounting, button controls, and remote operation.</p>



[GOSURROUND 430 2.0 Soundbar User Manual](#)

Comprehensive guide for the GOSURROUND 430 2.0 Soundbar, covering setup, product use, battery installation, remote control functions, button controls, wall mounting, and safety instructions.

lang:en score:49 filesize: 198.39 K page_count: 5 document date: 2023-04-28



[\[pdf\] User Manual Specifications Warranty](#)

GOSURROUND 410 GoSurround Govo Product Manuals gosurround dukaan b cdn net original webp upload file service 5e797651 f411 4a66 a487 49d813b4a41c |||

GOSURROUND 410 2.0 Soundbar Get ready for MORE, for a LIFE of WOW with your all new GOVO **GOSURROUND 410**. We strongly recommend you go through this manual completely before beginning to use the product as it contains important technical information to ensure you have a seamless audio experience. It...

lang:en score:48 filesize: 261.88 K page_count: 5 document date: 2023-04-28



[\[pdf\]](#) User Manual Installation Guide Accessories

GOSURROUND 750 Manual GoSurround Govo Product Manuals gosurround manual dukaan b cdn net
original webp upload file service a63e75c6 14a5 4bb7 a7e1 b0e3fb427b3c |||

GoSurround 750 2.1 Bluetooth Soundbar User Manual AC POWER IMPORTANT
NOTES Make sure the power supply is correct and never handle the power cord or its
plug with wet hands when plugging into, or unplugging from an outlet. Ensure that the
main power switch is in the OFF position before connecting...

lang:en score:42 filesize: 308.41 K page_count: 1 document date: 2023-08-30




[\[pdf\]](#) User Manual Installation Guide Accessories

GOSURROUND 945 Manual GoSurround Govo Product Manuals gosurround manual 1 dukaan b cdn net
original webp upload file service 755f31ba 2e30 4e8c afe0 28b032c80d22 |||

GoSurround 945 5.1 Bluetooth Soundbar AC POWER IMPORTANT NOTES Make
sure the power supply is correct and never handle the power cord or its plug with wet
hands when plugging into, or unplugging from an outlet. Ensure that the main power
switch is in the OFF position before connecting to AC power ...

lang:en score:42 filesize: 376.69 K page_count: 1 document date: 2023-09-05



[GoSurround 220 Bluetooth Soundbar User Manual](#)

User manual for the GoSurround 220 Bluetooth Soundbar, detailing its features, how
to use it, troubleshooting, and specifications. Includes information on TWS function,
multiple connectivity options, and package contents.


lang:en score:40 filesize: 190.42 K page_count: 1 document date: 2023-08-17



[pdf] User Manual Warranty

GOBUDS 400 Manual GoSurround 620 Govo Product Manuals gosurround dukaan b cdn net original
webp upload file service 7be24a59 433f 46df af14 0b2964b4d277 |||

GOSURROUND 620 GOBUDS 600 True Wirel2e.s1sSEoaurnbudbdasr Spekaer
System Get ready for MORE, for a LIFE of WOW with your all new **GOSURROUND 620**. We strongly recommend you go through this manual completely before beginning to use the product as it contains important technical information to ensure...
lang:en score:40 filesize: 501.73 K page_count: 5 document date: 2023-04-28



[pdf] User Manual Specifications Dimension Guide Warranty

GOSURROUND 200 GoSurround Govo Product Manuals gosurround 1 dukaan b cdn net original webp
upload file service 8511d92b 8c12 4374 9713 0637c933ab4b |||

GoSurround 200 Bluetooth Soundbar User Manual Get ready for MORE, for a LIFE of
WOW with your all new GoSurround 200. We strongly recommend you go through
this manual completely before beginning to use the product as it contains important
technical information to ensure you have a seamless audio ex...
lang:en score:40 filesize: 185.7 K page_count: 1 document date: 2023-06-22



[pdf] User Manual Installation Guide Accessories

GOSURROUND 850 Manual here Home Theater Buy GoSurround Soundbars Under 8000 GOVO
Download the manual gosurround dukaan b cdn net original webp upload file service eb0f5ad0 735f 4ee0 9218 b7f8b6d5625e |||

GoSurround 850 2.1 Bluetooth Soundbar AC POWER IMPORTANT NOTES Make sure the power supply is correct and never handle the power cord or its plug with wet hands when plugging into, or unplugging from an outlet. Ensure that the main power switch is in the OFF position before connecting to AC power ...

lang:en score:39 filesize: 328.13 K page_count: 1 document date: 2023-09-05



[pdf] User Manual Specifications Warranty

GOSURROUND 610 GoSurround Govo Product Manuals gosurround dukaan b cdn net original webp upload file service e2773c31 34c1 4984 86f4 bbcb3c8e3deb |||

GOSURROUND 610 GOBUDS 600 True

WSipree2lae.1kseSrEoSauyrnbsdtubedamsr Get ready for MORE, for a LIFE of WOW with your all new **GOSURROUND 610**. We strongly recommend you go through this manual completely before beginning to use the product as it contains important technical information to ensure yo...


lang:en score:39 filesize: 180.42 K page_count: 5 document date: 2023-04-28



[\[pdf\]](#) User Manual Specifications Warranty

GOSURROUND 920 GoSurround Govo Product Manuals gosurround 1 dukaan b cdn net original webp
upload file service fd3faa61 1543 41fc 8051 ff8c1172f88d |||

GOSURROUND 920 2.1 Soundbar Speaker System Get ready for MORE, for a LIFE of WOW with your all new **GOSURROUND 920**. We strongly recommend you go through this manual completely before beginning to use the product as it contains important technical information to ensure you have a seamless audio experience.
lang:en score:38 filesize: 170 K page_count: 5 document date: 2023-04-28



[Govo GoSurround 300 Bluetooth Soundbar User Manual](#)

Comprehensive guide for the Govo GoSurround 300 Bluetooth Soundbar, covering specifications, usage instructions, troubleshooting, and safety information.
lang:en score:34 filesize: 192.34 K page_count: 1 document date: 2023-08-04



[GOVO GoSurround 945 5.1 Bluetooth Soundbar User Manual](#)

Comprehensive user manual for the GOVO GoSurround 945 5.1 Bluetooth Soundbar. Learn about product use, specifications, safety instructions, wall mounting, button controls, and remote operation.
lang:en score:29 filesize: 235.75 K page_count: 1 document date: 2024-02-12



[pdf] User Manual Specifications Warranty

GOSURROUND 900 here Home Theater Buy GoSurround 950 5 1 Soundbar GOVO Download
gosurround dukaan b cdn net original webp upload file service b39c3e7c 2edf 481c a6b0 a1646aeb50a
|||

GOSURROUND 900 2.1 Soundbar Speaker System Get ready for MORE, for a LIFE of WOW with your all new **GOSURROUND 900**. We strongly recommend you go through this manual completely before beginning to use the product as it contains important technical information to ensure you have a seamless audio experience...
lang:en score:29 filesize: 172.56 K page_count: 5 document date: 2023-04-28



[pdf] User Manual Installation Guide Accessories

GOSURROUND 945 Manual User ManualGOVO 120W Sound bar 5 1 Channel Home Theatre with Mega subwoofer Dual Rear Satellites AUX USB Bluetooth 3 Equalizer Modes Stylish Remote LED Display
Platinum Black Price Buy GOVO Online in India Amazon in71cdnCXYlGLm media amazon images I
71cdnCXYlGL ref dp product quick view |||
GoSurround 945 5.1 Bluetooth Soundbar AC POWER IMPORTANT NOTES Make sure the power supply is correct and never handle the power cord or its plug with wet hands when plugging into, or unplugging from an outlet. Ensure that the main power switch is in the OFF position before connecting to AC power ...
lang:en score:28 filesize: 235.75 K page_count: 1 document date: 2024-02-12