

- › [8Bitdo](#) /
- › [8BitDo Retro Mechanical Keyboard \(Fami Edition\) Instruction Manual](#)

8Bitdo 6922621504283

8BitDo Retro Mechanical Keyboard (Fami Edition) Instruction Manual

Model: 6922621504283

Brand: 8Bitdo

1. INTRODUCTION

This manual provides detailed instructions for the setup, operation, and maintenance of your 8BitDo Retro Mechanical Keyboard (Fami Edition). Designed with a classic aesthetic, this keyboard offers versatile connectivity options and programmable features for an enhanced user experience on Windows and Android devices.



Image: The 8BitDo Retro Mechanical Keyboard (Fami Edition) set up on a wooden desk, surrounded by vintage computer peripherals, showcasing its retro design.

2. PACKAGE CONTENTS

Verify that all items are present in your package:

- 8BitDo Retro Mechanical Keyboard (Fami Edition)
- 8BitDo Dual Super Buttons (x1 set)
- USB-C Cable
- 2.4G Wireless Receiver (stored within the keyboard)
- Instruction Manual (this document)



Image: The rear of the keyboard, highlighting the USB-C port and the integrated storage compartment for the 2.4G wireless receiver.

3. SETUP

3.1 Powering On/Off

To power on the keyboard, locate the power switch on the top right of the keyboard and slide it to the 'ON' position. A classic power status LED will illuminate. To power off, slide the switch to 'OFF'.



Image: A detailed view of the keyboard's independent control panel, showing the power switch, volume knobs, and connection mode selector.

3.2 Connectivity Options

The 8BitDo Retro Mechanical Keyboard supports three connection modes: Bluetooth, 2.4G Wireless, and USB-C Wired.

3.2.1 2.4G Wireless Connection

1. Locate the 2.4G wireless receiver stored in the compartment on the back of the keyboard.
2. Plug the receiver into an available USB port on your Windows PC or Android device.
3. Set the keyboard's connection mode switch (located on the independent control panel) to '2.4G'.
4. The keyboard should automatically connect.



Image: A hand demonstrating the removal or insertion of the 2.4G USB wireless receiver from its dedicated storage slot on the keyboard.

3.2.2 Bluetooth Connection

1. Set the keyboard's connection mode switch to 'BT' (Bluetooth).
2. On your Windows PC (Windows 10 version 1903 or above) or Android device (Android 9.0 or above), navigate to Bluetooth settings.
3. Select '8BitDo Retro Mechanical Keyboard' from the list of available devices to pair.

3.2.3 USB-C Wired Connection

1. Connect one end of the provided USB-C cable to the keyboard's USB-C port.
2. Connect the other end of the cable to an available USB port on your device.
3. The keyboard will automatically switch to wired mode and begin charging if necessary.

4. OPERATING INSTRUCTIONS

4.1 Keyboard Layout and Features

The keyboard features an 87-key layout with Kailh Box Switch V2 White switches and durable dye-sub PBT keycaps. It supports N-key rollover for precise input during gaming or fast typing.



Image: A clear top-down view of the 8BitDo Retro Mechanical Keyboard (Fami Edition), showcasing its 87-key layout and keycap design.

4.2 Hot-Swappable PCB

The keyboard is equipped with a hot-swappable PCB, allowing users to easily change switches without soldering. This enables customization of typing feel and sound.

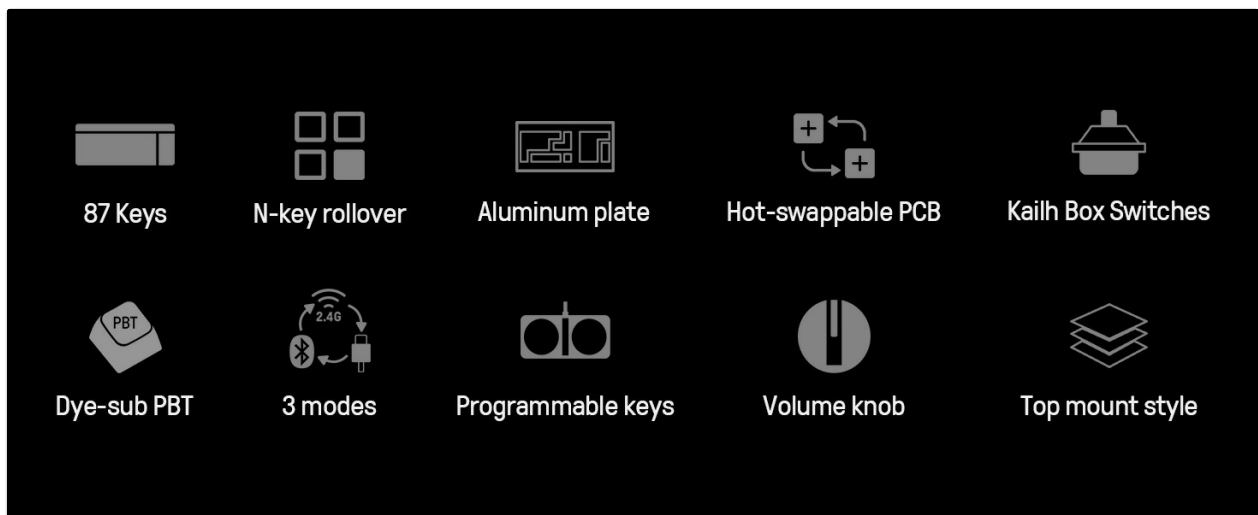


Image: A close-up shot illustrating the hot-swappable nature of the keyboard, with a keycap and switch removed to show the socket.

4.3 Dual Super Buttons

The included Dual Super Buttons offer large, programmable keys that can be mapped instantly without software. Up to 4 sets (1 set included) can be connected.

1. Connect the Super Buttons to the designated 3.5mm audio jacks on the side of the keyboard.
2. Use the 8BitDo Ultimate Software V2 (available September 2023) for advanced custom mapping and macro creation.



Image: A user's hands interacting with the 8BitDo Retro Mechanical Keyboard and the connected Dual Super Buttons, demonstrating their use.



Image: A close-up of a hand placing a custom sticker onto one of the large, red Dual Super Buttons, indicating customization options.



Image: A hand connecting the 3.5mm audio jack from the Dual Super Buttons into the corresponding port on the side of the keyboard.

4.4 Independent Control Panel

The keyboard features an independent control panel with dedicated knobs for volume control and a switch for selecting between Bluetooth, Off, and 2.4G wireless modes.

4.5 8BitDo Ultimate Software V2

For advanced customization, including key remapping and macro creation, download the 8BitDo Ultimate Software V2. This software allows for personalized keyboard configurations to suit your workflow or gaming style. (Software release: September 2023)

Your browser does not support the video tag.

Video: An official 8BitDo video demonstrating the features and functionality of the Retro Mechanical Keyboard, including its design and programmable elements.

5. MAINTENANCE

To ensure the longevity and optimal performance of your 8BitDo Retro Mechanical Keyboard, follow these maintenance guidelines:

- **Cleaning:** Use a soft, dry cloth to wipe down the keyboard surface. For deeper cleaning, remove keycaps and use compressed air to clear debris.
- **Keycap and Switch Replacement:** Due to the hot-swappable design, keycaps and switches can be replaced. Use a keycap puller and switch puller (not included) to carefully remove components. Ensure replacement switches are compatible (5-pin).
- **Storage:** When not in use, store the keyboard in a cool, dry place away from direct sunlight and extreme temperatures.

6. TROUBLESHOOTING

If you encounter issues with your keyboard, refer to the following common solutions:

- **Keyboard Not Responding:**
 - Ensure the keyboard is powered on.
 - Check the connection mode switch (BT, 2.4G, or wired) matches your intended connection.
 - For 2.4G, ensure the receiver is securely plugged in.
 - For Bluetooth, ensure the keyboard is paired and within range. Try re-pairing if necessary.
 - Connect via USB-C cable to check if the issue is power-related or wireless connectivity.
- **Super Buttons Not Working:**
 - Ensure the 3.5mm jacks are fully inserted into the keyboard ports.
 - Verify button mappings using the 8BitDo Ultimate Software V2.
- **Keys Not Registering:**
 - Check for debris under the keycaps.
 - If a specific key is not working, the switch might need to be reseated or replaced due to the hot-swappable design.







7. SPECIFICATIONS


Feature	Detail
Brand	8Bitdo
Model Number	6922621504283
Connectivity	Bluetooth, 2.4G Wireless, USB-C Wired
Layout	87-key
Switches	Kailh Box Switch V2 White (Hot-swappable)
Keycaps	Dye-sub PBT
Compatibility	Windows 10 (1903 or above), Android 9.0 (or above)
Special Features	N-key rollover, Dual Super Programmable Buttons, Independent Control Panel, 8BitDo Ultimate Software V2 support
Item Weight	4.27 pounds
Batteries	1 Lithium Polymer battery (included)

8. WARRANTY AND SUPPORT

For warranty information and technical support, please refer to the official 8Bitdo website or contact their customer service. Keep your proof of purchase for warranty claims.

Related Documents - 6922621504283

	<p>8BitDo Retro 18 Mechanical Numpad Instruction Manual</p> <p>Get started with your 8BitDo Retro 18 Mechanical Numpad. This manual covers setup, connectivity (2.4G, Bluetooth, USB), calculator mode, battery, and software updates in multiple languages.</p>
	<p>8BitDo Ultimate Controller 3-Mode Xbox Edition User Manual</p> <p>Comprehensive guide for the 8BitDo Ultimate Controller, covering setup, features, and compatibility for Xbox, Windows, Android, and Apple devices. Learn about connectivity, button mapping, and troubleshooting.</p>
	<p>8BitDo Retro 18 Mechanical Numpad: Instruction Manual & Setup Guide</p> <p>Comprehensive instruction manual for the 8BitDo Retro 18 Mechanical Numpad. Learn how to connect via 2.4G, Bluetooth, or USB, use calculator mode, and manage battery. Includes support and firmware update information.</p>
	<p>8BitDo Arcade Stick FAQ</p> <p>Frequently asked questions about the 8BitDo Arcade Stick, covering compatibility with various systems like Windows and Nintendo Switch, connectivity options (Bluetooth, 2.4g, USB-C), button functions, modification tools, and charging details.</p>
	<p>8BitDo Retro Mechanical Keyboard Instruction Manual</p> <p>This manual provides instructions for setting up and using the 8BitDo Retro Mechanical Keyboard, including connectivity options, button mapping, and software customization.</p>
	<p>8BitDo USB Wireless Adapter 2 Instruction Manual</p> <p>Instruction manual for the 8BitDo USB Wireless Adapter 2, detailing controller and system compatibility, and software features.</p>



8BitDo Retro Mechanical Keyboard,
Bluetooth/2.4G/USB-C Hot Swappable
Gaming Keyboard z 87 kluczami, podwójne
super programowalne przyciski dla Windows i
Android - Fami Edition - QWERTY English

Indeks: 579417 Producent: 8BITDO Kod producenta: 6922621504283

Cena: 430.48 zł

Opis

8BitDo Retro Mechanical Keyboard, Bluetooth/2.4G/USB-C Hot Swappable Gaming Keyboard z 87 kluczami, podwójne super programowalne przyciski dla Windows i Android - Fami Edition - QWERTY English

Producent: 8BitDo

Odkryj niezrównany smak Klawiatury mechanicznej 8BitDo Retro! Kompaktowy, idealny 87 klawiszowy z przełącznikami Kaili Box Switch V2. Dzięki zapamiętaniu przycisków i nieskończonym możliwościom, dwa super programowalne przyciski oferują nieskończoną personalizację klawiatury bez konieczności dodatkowego oprogramowania. Dzięki połączeniu Bluetooth, 2.4G lub przewodowemu, ta klawiatura jest kompatybilna z systemami Windows i Android.

Współpraca z diodami LED słoni zasilania dzięki retro wyglądowi, podkreślając jej styl. Odkryj również wyjątkowe klawisze w trzech i obokaję oprogramowania 8BitDo Ultimate Software V2 dla pełnej kontroli nad dostosowaniem klawiatury do własnych preferencji. Kompaktowa, wytrzymała konstrukcja sprawia, że jest idealna do pracy i gier w każdym miejscu.

Dzięki nam przenieść się z klawiaturą 8BitDo Retro Mechanical Keyboard Fami Edition. To połączenie nowoczesnej technologii z klasycznym designem sprawia, że ta klawiatura to nie tylko narzędzie, ale również element wyróżniający twoją estetykę stylu. Dzięki niezrównanemu doświadczeniu podczas korzystania z klawiatury 8BitDo Retro Mechanical (podkreśnij swój indywidualizm wśród innych).

- Niezrównane klawisze, kompatybilność z systemami Windows 10/1000 lub nowszymi, z systemem Android 9.0 lub nowszym.
- Połączenie przez Bluetooth, bezprzewodowe 2.4G lub przewodowe.
- Idealny 87 klawiszowy Kaili Box Switch V2. Idealny Klawiszowy PBT. Sierpc w masie.
- Minimalna od gry. Wyjątkowo symetryczna na grupę. Obokaję odwołania klawiszy w trzech.
- Dwa super przyciski: idealny, dual-programowalne klawisze. Możesz natychmiast przypisać dowolny element do superprzycisków bez użycia oprogramowania.
- Klawisz diody LED słoni zasilania z nieskończonymi możliwościami.
- Odkryj oprogramowanie 8BitDo Ultimate Software V2 do indywidualnego mapowania klawiatury.

[pdf]

8BitDo Retro Mechanical Keyboard Bluetooth 2 4G USB C Hot Swappable Gaming z 87 kluczami podwójne super programowalne przyciski dla Windows i Android Fami Edition QWERTY English Sklep internetowy stylem.pl 8bitdo retro mechanical keyboard bluetooth 4g usb c hot swappable gaming podwójne p upload files product windows android fami edition qwerty english 579417 ||| 8BitDo Retro Mechanical Keyboard, Bluetooth/2.4G/USB-C Hot Swappable Gaming Keyboard z 87 kluczami, podwójne super programowalne przyciski dla Windows i Android - Fami Edition - QWERTY English Indeks: 579417 Producent: 8BITDO Kod producenta: **6922621504283** Cena: 430.48 zł Opis 8BitDo Retro Mechanical ... lang:pl score:32 filesize: 186.9 K page_count: 2 document date: 2025-01-20