

ASAHOM A1002

ASAHOM 6ft Extension Cords with Signal Amplifier

Model: A1002

Brand: ASAHOM

1. PRODUCT OVERVIEW

This manual provides instructions for the ASAHOM 6ft Extension Cords with Signal Amplifier, designed to extend the reach of your compatible permanent outdoor lights. This product is essential for customizing the layout of your lighting system across different architectural features.

1.1 Package Contents

- 2 x 6ft Extension Cords
- 1 x Signal Amplifier

1.2 Compatibility

IMPORTANT: These extension cords and signal amplifier are exclusively compatible with ASAHOM S1040, S1050, and S106B Permanent Outdoor Lights. They are not designed for use with other brands or models of lighting systems.

1.3 Product Components



Image 1: The package includes two 6ft extension cords and one signal amplifier, shown here coiled and ready for connection.

2. INSTALLATION GUIDE

Follow these steps to properly install your ASAHOM extension cords and signal amplifier with your compatible permanent outdoor lights.

2.1 Basic Connection

1. Ensure your ASAHOM permanent outdoor lights are powered off before making any connections.
2. Identify the male and female connectors on your existing light string and the extension cords.
3. Align the connectors and push them firmly together.
4. Twist the threaded cap on the connector to secure and waterproof the connection.

2.2 Using the Signal Amplifier

The signal amplifier is crucial when connecting more than two 6ft extension cords continuously. It ensures signal integrity over longer distances.

- If you are using more than two 6ft extension cords in a continuous run, the signal amplifier must be connected before the first extension cord in the extended segment.
- Connect the signal amplifier between the main light controller and the first extension cord, or between two extension cords if extending a long segment.

Include

Item	Quantity
6ft Extension cord	2
Signal Amplifier	1

How to use

When more than 2pcs of 6ft extension cords are connected continuously, a signal amplifier needs to be connected at the connection point between the last extension cord and the light string unit. Can connect up to 5pcs of 6ft extension cords.

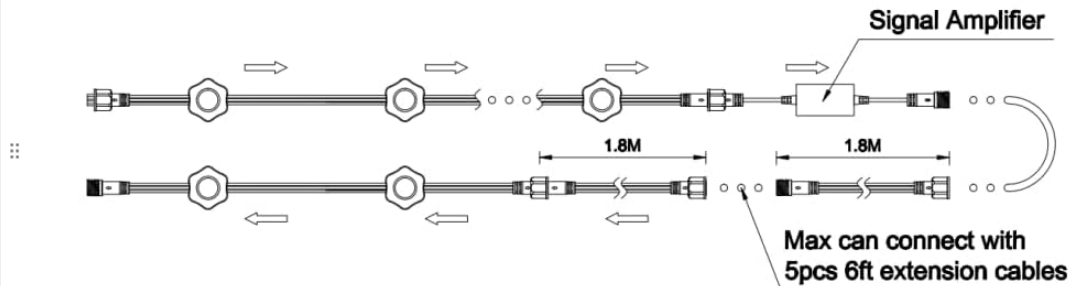


Image 2: Diagram illustrating the connection of multiple 6ft extension cords with the signal amplifier. The amplifier should be placed strategically to maintain signal strength.

2.3 Maximum Extension Limit

Each light controller supports a maximum of five 6ft extension cords. Exceeding this limit may cause the ASAHOM permanent outdoor lights to stop functioning correctly.

2.4 Visual Guide for Extension Cable Connection

Video 1: This video demonstrates the general process of connecting an extension cable, showing the male-to-female connection and tightening the waterproof cap. While the video references Govee, the connection method is similar for compatible ASAHOM extension cords.

3. USAGE GUIDELINES

These extension cables allow for flexible installation of your ASAHOM permanent outdoor lights on various eaves or roof lines, enabling creative and customized lighting designs.

4. CARE AND MAINTENANCE

- Regularly inspect all connections for tightness and ensure waterproof caps are securely fastened.
- Keep the cords free from physical damage or excessive tension.
- Clean the cords and amplifier gently with a soft, damp cloth if necessary. Avoid harsh chemicals.

5. TROUBLESHOOTING

5.1 Lights Not Working After Extension

- **Check Compatibility:** Ensure the extension cords are used only with compatible ASAHOM S1040, S1050, or S106B lights.
- **Verify Connections:** Make sure all male and female connectors are fully inserted and their threaded caps are tightly secured to maintain a waterproof and stable electrical connection.
- **Signal Amplifier Placement:** If using more than two extension cords, confirm the signal amplifier is correctly installed before the first extension cord in the extended segment.
- **Exceeding Limit:** Ensure you have not connected more than five 6ft extension cords to a single controller. Reduce the number of extensions if this limit is exceeded.
- **Power Supply:** Confirm the main light system's power supply is functioning correctly.









6. PRODUCT SPECIFICATIONS

Feature	Specification
Brand	ASAHOM
Model Number	A1002
Cable Length	6 feet (per cord)
Voltage	120 Volts
Wattage	1625 watts
Material Type	Plastic
Color	White
Connector Gender	Male-to-Female
Plug Type	Type B
Max Extension Limit	5 x 6ft cords per controller

7. WARRANTY AND SUPPORT

For warranty information or technical support, please refer to the product packaging or contact ASAHOM customer service directly. Keep your purchase receipt for warranty claims.

Related Documents - A1002

 	<p>ASAHOM S1050 Series Permanent Outdoor Lights User Manual</p> <p>Comprehensive user manual for ASAHOM S1050 Series Permanent Outdoor Lights, detailing installation, Smart Life app setup, remote control functions, troubleshooting, and specifications for models S105A, S105B, S105C, and S105D.</p>
	<p>ASAHOM Quick Start Guide: Installing Outdoor String Lights</p> <p>Concise guide for installing ASAHOM permanent outdoor string lights, covering setup, connection, and mounting for optimal lighting effects. Includes safety tips and extension information.</p>
	<p>ASAHOM Permanent Outdoor Lights Installation Manual and Quick Start Guide</p> <p>Comprehensive installation manual for ASAHOM Permanent Outdoor Lights, covering quick start guide, mounting, wiring, accessories like T-splitters and power injection connectors, and control box functions.</p>
	<p>ASAHOM Permanent Outdoor Lights Pro - Quick Start Guide & Troubleshooting</p> <p>Get started with your ASAHOM Permanent Outdoor Lights Pro. This guide provides quick start instructions, troubleshooting tips, and information on connecting to the ASAHOM App.</p>
	<p>ASAHOM S1020 LED Bulb String Lights: User Manual & Setup Guide</p> <p>Learn how to set up and use your ASAHOM S1020 LED Bulb String Lights. This guide covers installation, pairing with the Tuya Smart app, troubleshooting, and specifications for these IP65 rated outdoor lights.</p>
 	<p>ASAHOM S1023 LED String Lights User Manual</p> <p>User manual for the ASAHOM S1023 LED String Lights, covering introduction, installation, app pairing, color adjustment, troubleshooting, specifications, compliance information, and environmentally friendly disposal. Features IP65 water resistance and Bluetooth app control.</p>