

ADAM ELEMENTS AAPADHUBSTDPGY

ADAM elements USB-C Hub Stand Pro Instruction Manual

Model: AAPADHUBSTDPGY

INTRODUCTION

This manual provides detailed instructions for the setup, operation, and maintenance of your ADAM elements USB-C Hub Stand Pro. This device combines an ergonomic laptop stand with a 6-in-1 multiport USB-C hub, designed to enhance connectivity and comfort for M2/M1 Mac, iPad, and other USB-C compatible laptops.

PRODUCT OVERVIEW

The ADAM elements USB-C Hub Stand Pro is a versatile accessory that integrates a laptop stand with a powerful USB-C hub. It features a detachable design, allowing the hub to be used independently. The stand offers adjustable height and a 360-degree rotatable base for optimal viewing angles.

Key Features:

- **6-in-1 Multiport Hub:** Includes USB-C Host, 2x USB-A, USB-C PD, HDMI, and RJ45 Ethernet.
- **Ergonomic Laptop Stand:** Adjustable elevation up to 29 cm and 180-degree angle.
- **360-Degree Rotation:** Swivel base for flexible viewing.
- **4K@60Hz HDMI Output:** Supports high-resolution video with HDCP 2.2.
- **100W Power Delivery:** USB-C PD port for fast charging.
- **Detachable Hub:** Use the hub integrated with the stand or as a portable device.
- **Durable All-Aluminum Design:** Robust construction with anti-slip silicone pads.
- **Right-Angle USB-C Cable:** Reduces strain and ensures a secure connection.

Port Configuration:


Port Type	Quantity	Functionality
USB-C Host	1	Connects to laptop/device (USB-C 3.1 Gen 2)
USB-A	2	Data transfer up to 5Gbps
USB-C PD	1	Power Delivery Pass-Through charging up to 100W



Image: Detailed view of the 6 multi-function ports for charging, video, and data transmission.

SETUP INSTRUCTIONS

1. **Unpack the Device:** Carefully remove the USB-C Hub Stand Pro from its packaging.
2. **Position the Stand:** Place the stand on a stable, flat surface.
3. **Adjust the Stand:**
 - Gently adjust the stand's arms to your desired height and angle. The stand supports an elevation angle of up to 180 degrees and a height of up to 29 cm.
 - The base can be rotated 360 degrees horizontally for optimal viewing.



360° Rotatable Base

You can rotate 360 degrees horizontally to have an unobstructed view.



Image: Demonstrating the 360-degree rotatable base for flexible positioning.

4. Attach/Detach the Hub:

- The hub is designed to be detachable. To attach, align the hub with the designated slot on the stand and slide it into place until it clicks securely.
- To detach, gently pull the hub away from the stand. This allows for independent use or portability.



Detachable Design

With a quick attachment / detachment design, the lightweight hub works as either an integrated part of the stand or an independent device for your travel connectivity needs.

Image: The detachable design of the hub, allowing it to be used separately.

5. **Connect to Your Device:** Use the integrated right-angle USB-C cable to connect the hub to your laptop or iPad's USB-C port. Ensure the connection is firm.
6. **Connect Peripherals:** Plug your desired peripherals (e.g., external monitor, USB drives, Ethernet cable, power adapter) into the corresponding ports on the hub.

OPERATING INSTRUCTIONS

Using the USB-C Hub:

- **Power Delivery (PD):** Connect your laptop's USB-C power adapter to the USB-C PD port on the hub to charge your device while using the hub's other functions. The hub supports up to 100W pass-through charging.
- **USB-A Ports:** Use the two USB-A ports for connecting USB devices such as keyboards, mice, external hard drives, or flash drives. These ports support data transfer speeds up to 5Gbps.
- **HDMI Output:** Connect an external monitor or projector to the HDMI port. The hub supports 4K resolution at 60Hz.
 - To enjoy 4K@60Hz resolution, ensure your device supports DisplayPort (DP) 1.4 or higher.

- You can configure your display settings for Mirror Mode (duplicate your primary screen) or Extend Mode (expand your desktop across multiple screens) through your operating system's display settings.



4K 60 HZ

4K High-Resolution

The hub supports super-crisp **4K@60Hz** resolution and HDCP 2.2 encoding for perfect video streaming from Netflix, Apple TV, and more.

HDCP 2.2



Apple TV+



Disney+



Netflix

Image: High-resolution 4K@60Hz video output capabilities.



External Display



Mirror Mode



Extended Mode


*To enjoy 4K@60Hz resolution, please make sure your devices support DP 1.4 or higher.

Image: External display options: Mirror Mode and Extended Mode.

- **RJ45 Ethernet Port:** Connect an Ethernet cable to this port for a stable wired network connection, supporting speeds up to 1000 Mbps.

Using the Laptop Stand:

- **Ergonomic Adjustment:** Adjust the height and angle of the stand to achieve an ergonomic viewing position, reducing strain on your neck and back.
- **360-Degree Swivel:** Rotate the base of the stand to easily share your screen with others or change your viewing angle without moving the entire setup.
- **Compatibility:** The stand is designed to securely hold M2/M1 MacBook series, iPad, and other USB-C laptops. The anti-slip silicone pads ensure stability.



Suitable for MacBook and iPad

Compatible with the M2 / M1 MacBook and iPad series.

Image: The stand is suitable for MacBook and iPad series.

MAINTENANCE

- **Cleaning:** Use a soft, dry cloth to wipe down the stand and hub. Avoid abrasive cleaners or solvents that may damage the finish.
- **Storage:** When not in use, store the device in a cool, dry place. The detachable hub can be stored separately for travel.
- **Cable Care:** Ensure the right-angle USB-C cable is not excessively bent or strained to prevent damage.
- **Avoid Overloading:** Do not connect devices that exceed the hub's power capabilities.

TROUBLESHOOTING

Problem	Possible Cause	Solution
---------	----------------	----------

Problem	Possible Cause	Solution
No display on external monitor.	Incorrect cable connection, incompatible resolution, device not supporting DP 1.4.	<ul style="list-style-type: none">◦ Ensure HDMI cable is securely connected to both the hub and the monitor.◦ Verify monitor input source is set correctly.◦ Check your device's display settings.◦ Confirm your device supports DP 1.4 or higher for 4K@60Hz.◦ Try a different HDMI cable.
USB devices not recognized.	Loose connection, insufficient power, driver issues.	<ul style="list-style-type: none">◦ Reconnect the USB device.◦ Ensure the hub is properly connected to your laptop.◦ If using a high-power device, ensure the USB-C PD port is connected to a power source.◦ Try a different USB port on the hub.
Laptop not charging via PD port.	Power adapter not connected, adapter not powerful enough, faulty cable.	<ul style="list-style-type: none">◦ Ensure your USB-C power adapter is connected to the hub's USB-C PD port.◦ Verify your power adapter provides sufficient wattage (up to 100W supported).◦ Try a different USB-C power cable.
Ethernet connection unstable or not working.	Loose cable, network issues, driver issues.	<ul style="list-style-type: none">◦ Ensure the RJ45 Ethernet cable is securely connected to both the hub and your router/modem.◦ Check your network settings on your computer.◦ Test the Ethernet cable with another device if possible.

SPECIFICATIONS

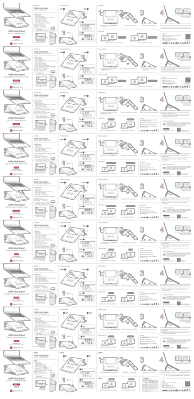

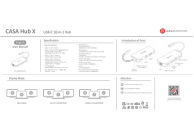
Feature	Detail
Model Number	AAPADHUBSTDPGY
Product Dimensions	1.8 x 10.2 x 8.8 inches (4.57 x 25.91 x 22.35 cm)
Item Weight	2.3 pounds (1.04 kg)
Ports	1x USB-C Host (USB-C 3.1 Gen 2), 2x USB-A (5Gbps), 1x USB-C PD (up to 100W), 1x HDMI (4K@60Hz), 1x RJ45 Ethernet (1000 Mbps)




Feature	Detail
HDMI Resolution	Up to 4K@60Hz, HDCP 2.2 compatible
Power Delivery	Up to 100W Pass-Through
Data Transfer Speed (USB-A)	Up to 5Gbps
Ethernet Speed	10/100/1000 Mbps
Material	All-Aluminum
Compatible Devices	M2/M1 MacBook Series, iPad, USB-C Laptops

WARRANTY AND SUPPORT

ADAM ELEMENTS products are designed for reliability and performance. For warranty information and technical support, please refer to the official ADAM ELEMENTS website or contact their customer service directly. For additional support or to inquire about replacement parts, please visit www.adamelements.com

Related Documents - AAPADHUBSTDPGY

	<p>ADAM elements CASA Hub Stand USB-C 5-in-1 Laptop Stand Hub: User Manual and Specifications</p> <p>Detailed user manual for the ADAM elements CASA Hub Stand, a 5-in-1 USB-C laptop stand and hub. Includes specifications, setup guide, display modes, and compliance information.</p>
	<p>LINQ 8 in 1 Pro Edition USB-C Multiport Hub LQ48010 - User Manual & Specifications</p> <p>Comprehensive user manual and specifications for the LINQ 8 in 1 Pro Edition USB-C Multiport Hub (Model LQ48010). Features HDMI 4K@60Hz, USB-A/C 10Gbps, Gigabit Ethernet, PD charging, and SD/TF card reader.</p>
	<p>ADAM elements CASA Hub X USB-C 10-in-1 Hub User Manual</p> <p>User manual for the ADAM elements CASA Hub X, a 10-in-1 USB-C hub featuring multiple ports including HDMI, VGA, Ethernet, USB-A, USB-C with PD, and card readers. Learn about specifications, display modes, and port functions.</p>

	<p>LINQ 2 in 1 USB-C HDMI Adapter LQ47999 - User Manual</p> <p>Official user manual for the LINQ 2 in 1 USB-C HDMI Adapter (Model LQ47999). Learn about product specifications, system requirements, how to use, troubleshooting, and compatibility.</p>
	<p>LINQ LQ47999 2-in-1 USB-C to HDMI Adapter - 4K UHD, 100W PD</p> <p>Discover the LINQ LQ47999, a versatile 2-in-1 USB-C to HDMI adapter. Get detailed specifications for 4K UHD video output at 60Hz and 100W USB-C Power Delivery. Compatible with Thunderbolt 3 and various operating systems.</p>
	<p>LINQ LQ48001 4-in-1 USB-C VGA/HDMI Adapter User Manual</p> <p>Official user manual for the LINQ LQ48001 4-in-1 USB-C to VGA/HDMI adapter. Learn about product specifications, system requirements, how to use, notes, and troubleshooting for this versatile USB-C hub.</p>

Documents - ADAM ELEMENTS – AAPADHUBSTDPGY



CASA Hub Stand Pro
USB-C 6-in-1 Laptop Stand Hub

Features:

- Specially designed for MacBook and other laptops. The CASA Hub Stand Pro integrates stand, ergonomic adjustment, and USB-C hub functions to bring your working comfort and convenience to a new level.
- With a sleek, minimalist, & elegant design, the lightweight hub works as another integrated part of the stand or an independent device for your travel connectivity needs.
- With a maximum elevation angle of 150 degrees, a height of up to 20 cm, and 360 degrees horizontal rotation, you are bound to find the best viewing position in no time.
- The top precision ball-bearing mechanism allows the stand to rotate 360 degrees when the device is ready to use.
- Extended distance between ports on the surface and bottom will more freedom for the stability and safety of both the laptop and the stand.
- With a lower edge of 47 mm in height, the CASA Hub Stand Pro supports every MacBook model.
- The hub supports super-speed 10Gbps to resolution and 100W PD according to current data streaming from Apple, ASUS, HP, and more.
- Compatible with the M1, M1 Pro, M1 Max, and Intel series.

red&white 2023
The Winner of Red Dot Design Award 2023



360° Rotatable Base

You can rotate 360 degrees horizontally to meet all your needs.



Hollow Heat Dissipation Design



Detachable Hub



15 mm Grip Design

With a lower edge of 47 mm in height, the CASA Hub Stand Pro supports every MacBook model.



6 Multi-Function Ports

RJ45 Ethernet, USB-A, HDMI, USB-C, USB-C 3.1 Gen 2

1000 MBPS Data Transfer, 4K@60Hz Resolution, 100W Power Output, 5Gbps Data Transfer

Connect to Laptop & Tablet, Phone, Headset, Display, etc.



External Display

Mirror Mode, Extended Mode

[\[pdf\]](#)

CASA Hub Stand Pro sales kit EN Sell SheetCASA USB C 6 in 1 Laptop Lime Conceptscdn shopify s files 0654 6020 7772 v 1742207422 |||

CASA Hub Stand Pro USB-C 6-in-1 Laptop Stand Hub 360 360 Rotatable Base Adjustable Angle Hollow H ... mm 1070g 3 year Order Information CASA Hub Stand Pro USB-C 6-in-1 Laptop Stand Hub Color Gray P/N **AAPADHUBSTDPGY** EAN 4710343473428 UPC 840741114440 ADAM elements Internaonal Co., Ltd. [www.adameleme...](#)

lang:en score:17 filesize: 5.35 M page_count: 1 document date: 2023-04-06



Specifications



Model Name	CASA Hub Stand Pro	Cable Length	USB-C to USB-A: 1.5m (4.9ft), 3.0m (9.8ft)
Description	USB-C to USB-A Hub Stand Pro	OS Compatibility	mac OS, Windows 10, Linux, Chrome OS
Port Selection	USB-C to USB-A, Type-C to USB-A	Material	Aluminum alloy
Ports	USB-C to USB-A USB-C to USB-A USB-C to USB-A USB-C to USB-A	Input/Output	USB-C to USB-A, USB-A to USB-A
Input Power	USB-C to USB-A, 5V/2A (10W) to 5V/3A (15W)	Ports of Input	USB-C to USB-A, USB-A to USB-A
Output Power	USB-C to USB-A, 5V/2A (10W) to 5V/3A (15W)	Ports of Output	USB-C to USB-A, USB-A to USB-A
Transfer Speed	USB-C to USB-A, 5V/2A (10W) to 5V/3A (15W)	Weight	100g
Warranty	1 Year	Warranty	1 Year
Accessories	USB-C to USB-A, 5V/2A (10W) to 5V/3A (15W)		
Accessories	USB-C to USB-A, 5V/2A (10W) to 5V/3A (15W)		



Order Information

CASA Hub Stand Pro

USB-C to USB-A Hub Stand Pro

Color	Gray	Price	¥1,199.00	SKU	UPC 8851114440
-------	------	-------	-----------	-----	----------------

