

Shooters Global SG Timer 2

SG Timer 2 Smart Shot Timer User Manual

Brand: Shooters Global | Model: SG Timer 2

INTRODUCTION

The SG Timer 2 is an advanced smart shot timer designed for shooters, instructors, and range officers. This manual provides essential information for setting up, operating, and maintaining your device, ensuring optimal performance for your training and dry fire drills.



Image: The SG Timer 2, a compact black device with a screen displaying "DRY PRACTICE" and yellow side buttons, shown alongside its quick-release belt holder.

KEY FEATURES

- **Smart Sensor:** Detects various firearm sounds including Dry fire, Co2, .22 suppressed, 9mm, and larger calibers. Filters echoes for accurate shot detection in noisy environments.
- **Loud Buzzer:** Features a new buzzer and acoustic amplifier for clear sound, even with double ear protection.
- **Rugged and Water Resistant:** Durable, compact, and ergonomic design for one-handed operation and high durability against water exposure.
- **New Mounting Options:** Includes a U-Grip with magnetic force for quick access and resistance to side impacts. Mounting holes allow direct attachment to a belt.
- **Bluetooth and Companion App:** Enhanced Bluetooth range for connection to the "Drills" mobile app, enabling video capture with shot timer overlay, remote control, performance analysis, and 3D/AR stage creation.

- **Exceptional Battery Life:** Up to 7000 sessions on a single charge, with USB-C and Qi wireless charging support.
- **Lifetime Support:** Regular firmware updates providing new features and improvements.



Image: Diagram highlighting key features of the SG Timer 2, including water resistance, intuitive interface, large screen, advanced sensor, quick release belt holder, and up to 6 months battery life.

SETUP

1. Initial Charging

Before first use, fully charge your SG Timer 2. The device supports both USB-C cable charging and Qi wireless charging. Connect the provided USB-C cable to the timer and a power source, or place it on a compatible wireless charging pad.

2. Powering On/Off

Press and hold the power button (usually the top yellow button on the side) for a few seconds to power on or off the device. The screen will illuminate upon startup.

3. App Connection (Drills App)

For full functionality, download the "Drills" mobile app from your device's app store. Ensure Bluetooth is enabled on your smartphone. The SG Timer 2 features enhanced Bluetooth for a wider connection range and NFC for fast pairing.

- Open the Drills app and follow the on-screen instructions to pair your SG Timer 2.
- The app allows you to control the timer remotely, analyze performance, and access advanced features.

**CONNECT THE SG TIMER
TO «DRILLS» MOBILE APP TO**



The image shows three smartphone screens side-by-side, each demonstrating a different feature of the Drills app. The first screen on the left shows a 3D AR view of a shooting stage with a red path and a 'WALK THE ROUTE' button. The middle screen shows a video of a shooter with overlaid shot data, including a large '6,24' and various timing statistics. The third screen on the right shows a progress tracking interface with a calendar, activity feed, and performance metrics like 'Total Time' and 'Total Shots'.

**BUILD STAGES
IN 3D AND AR**

**FILM TRAINING
WITH SHOT DATA**

**WATCH YOUR
PROGRESS**

AND MORE

Image: Three smartphone screens demonstrating the "Drills" mobile app's capabilities: building stages in 3D and AR, filming training with shot data overlay, and tracking progress.

4. Mounting Options

The SG Timer 2 comes with a U-Grip for secure and quick attachment. You can also unscrew the clip from the U-Grip and attach it directly to the timer using the new mounting holes for a more permanent setup on your belt or gear.



Image: The SG Timer 2 attached to a shooter's belt, displaying shot time and other metrics, demonstrating its practical use during training.

OPERATION

1. Navigating the Interface

The SG Timer 2 features an intuitive interface with a large screen and physical buttons for easy navigation. Use the side buttons to scroll through menus and select options.



Image: Front and back view of the SG Timer 2, showcasing its ergonomic design and button layout.

2. Shot Detection and Sensitivity

The advanced sensor detects various firearm sounds. You can choose from preset sensitivities or adjust them manually for precise recognition, even filtering out echoes in public ranges.



SMARTER. LOUDER. MORE VERSATILE.

The new SG Timer 2 introduces a new buzzer and acoustic amplifier, making it the loudest shot timer on the market. Now the sound goes up right towards your ear, making training in double ear protection easy.

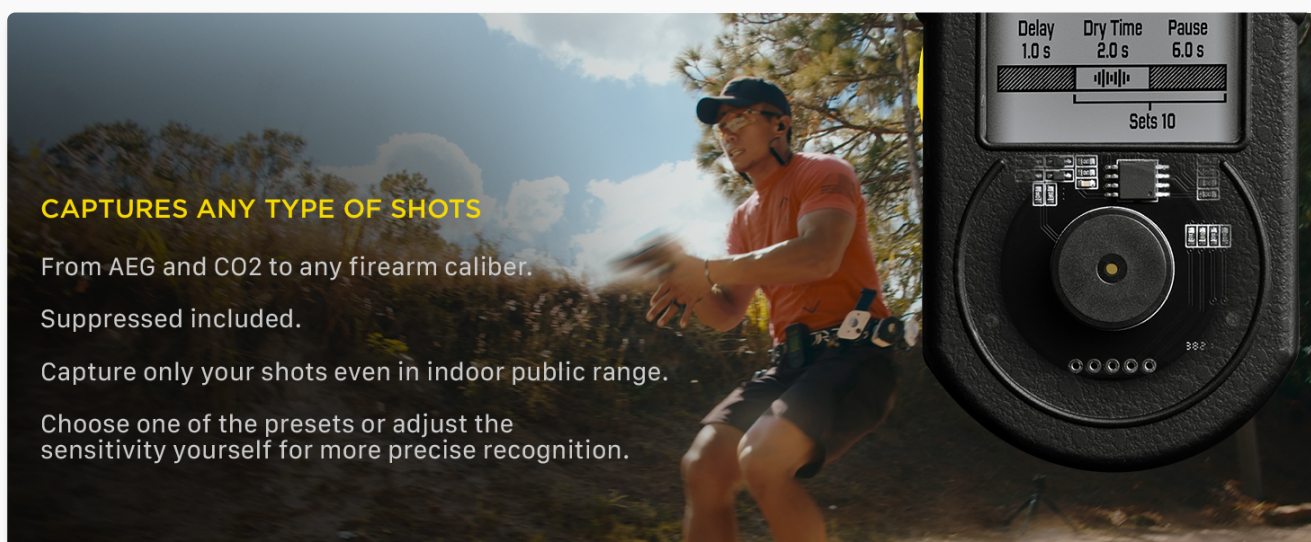
The new U-Grip utilizes stronger magnets and positioning hardware, resisting side impacts. Additional mounting holes allow you to transfer the belt clip from U-Grip to the Timer itself, and attach it directly to the belt.

Improved Bluetooth connection has 5 times the range. Now with NFC for fast pairing with your smartphone.

Image: A shooter in action, with an overlay indicating the SG Timer 2's ability to capture various shot types, including suppressed and different calibers.

3. Dry Fire Practice

The timer accurately registers dry fire sounds, allowing you to set specific time goals and program custom dry fire drills through the mobile app.



CAPTURES ANY TYPE OF SHOTS

From AEG and CO2 to any firearm caliber.

Suppressed included.

Capture only your shots even in indoor public range.

Choose one of the presets or adjust the sensitivity yourself for more precise recognition.

Image: The SG Timer 2 on a shooter's belt, displaying a dry fire time of 0.70 seconds, illustrating its dry fire tracking capability.

4. Programmable Par Times

Program custom strings with time/shot limits and pauses between them. Train the same drill multiple times and compare results directly on the screen.

REGISTERS DRY FIRE SOUND

Get the actual dry fire time.

Set a specific time goal.

Program custom dry fire drills in the mobile app.

5. Spy Mode

Synchronize your SG Timer 2 with other shot timers. This mode allows you to record results during training with an instructor or monitor remaining time during a PRS match.

PROGRAMMABLE PAR TIMES

Program your own set of strings with custom time / shot limits and pause between them.

Train the same drill multiple times by the command from the timer.

Compare results from multiple runs on the same screen.

Image: Two shot timers, including the SG Timer 2, side-by-side, illustrating the "Spy Mode" for synchronized timing and data comparison.

6. Range Officer Mode

This mode simplifies the interface and limits certain features, changing the results recording logic for timing multiple shooters in a match. It includes a Walkthrough mode and does not save RO history to private stats.

SPY MODE

Synchronize your SG Timer with any other shot timer.

Record results during training with instructor yourself.

Monitor remaining time during a PRS match.



Image: A range officer observing a shooter while holding the SG Timer 2, demonstrating its use in Range Officer Mode for managing multiple participants.

APP INTEGRATION (DRILLS APP)

The "Drills" mobile app is a tailor-made companion for SG devices, enhancing your training experience significantly.

- **Video & Remote Control:** Change settings, configure presets, and start/stop the timer from your smartphone or smartwatch. Capture training videos with shot times overlaid in real-time for movement analysis.



Image: A smartphone screen showing a training video with shot data overlay, alongside a smartwatch displaying timer controls, illustrating the app's video and remote control capabilities.

- **Training Calendar:** All your results are saved in an interactive training calendar, helping you structure and track your progress. This includes shot times, scoresheets, hit factor, target hits, and videos.

VIDEO & REMOTE CONTROL

Drills allows you to change settings, configure presets, start / stop the timer and monitor results from your smartphone or smartwatch.

Capture videos of your training with shot times overlay to analyze your movements and identify areas of improvement.



Image: Smartphone screens displaying the "Drills" app's training calendar and activity log, showing recorded sessions, hit factors, and total shots.

- **Match Mode & Quick Stage:** Organize matches with ease and compete with friends. The intuitive interface allows tracking not just shot times but also accuracy and hit factor. Results can be shared via link or CSV.

TRAINING CALENDAR

All your results get saved in an interactive training calendar, which helps you structure and keep track of your progress.

Shot times, scoresheets, hit factor, target hits, videos and more.
All in one place.

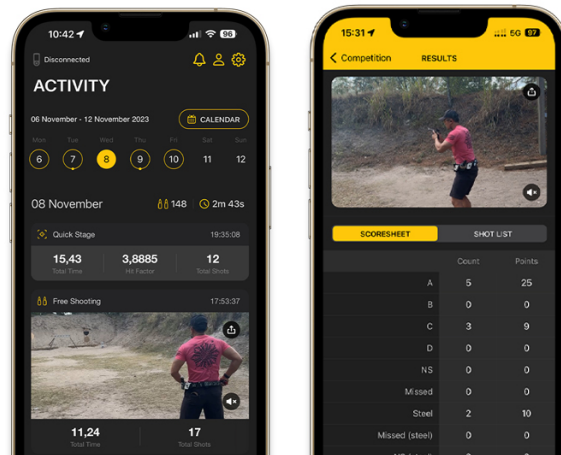


Image: Smartphone screens illustrating the "Drills" app's Match Mode, showing stage setup, scoresheet entry, and hit factor calculation for competitive training.

- **Advanced Training Statistics:** Create, save, and perform custom training exercises with detailed statistics and dynamic graphs for hit factor and target charts, making your practice more effective.

MATCH MODE QUICK STAGE

Organize matches in just a few taps and compete with friends. Modern intuitive interface, a ton of versatility. After the match the results will be uploaded to accounts of all shooters or can be shared in a link or CSV

Or train by yourself by selecting targets and keep track on not just shot times, but also of your accuracy and hit factor

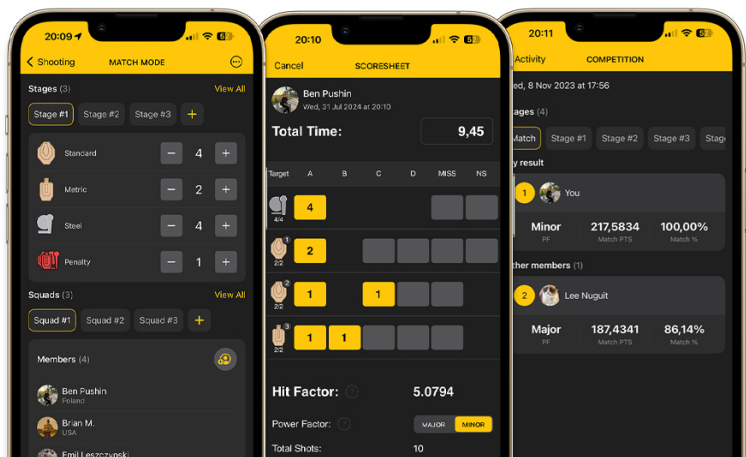


Image: Smartphone screens displaying advanced training statistics within the "Drills" app, including average summary, hit factor graphs, and target charts for detailed performance analysis.

MAINTENANCE

1. Cleaning

Wipe the device with a soft, damp cloth. Avoid using harsh chemicals or abrasive materials. Ensure the device is dry before charging or storing.

2. Water Resistance

The SG Timer 2 is water resistant, designed to withstand rain and splashes. However, it is not intended for submersion. If the device gets wet, dry it thoroughly before use or charging.



Image: The SG Timer 2 resting on a wet, rocky surface, demonstrating its water-resistant design in an outdoor setting.

3. Battery Care

The device has exceptional battery life. For optimal battery longevity, avoid extreme temperatures and store the

device with a partial charge if not used for extended periods.

TROUBLESHOOTING

1. Device Not Powering On

- Ensure the device is fully charged.
- Try connecting it to a power source via USB-C or a wireless charger.

2. Bluetooth Connectivity Issues

- Make sure Bluetooth is enabled on your mobile device.
- Ensure the SG Timer 2 is within range.
- Restart both the timer and your mobile device.
- Try re-pairing the device through the Drills app settings.

3. Inaccurate Shot Detection

- Adjust the sensor sensitivity settings on the device or through the Drills app.
- Ensure the timer is positioned correctly to pick up shot sounds clearly.
- Check for excessive background noise that might interfere with detection.

SPECIFICATIONS

Attribute	Value
Color	Black
Brand	Shooters Global
Material	Plastic
Item Weight	3.52 ounces
Number of settings	7
Manufacturer	Shooters.Global Sp. z o.o.
Product Dimensions	0.67 x 2.16 x 4.52 inches
ASIN	B0CCJFC9MB
Batteries	1 Lithium Polymer batteries required. (included)
Date First Available	August 2, 2023

WARRANTY AND SUPPORT

Shooters Global offers lifetime support for the SG Timer 2, including regular firmware updates that bring new features and improvements. For any inquiries or assistance, please refer to the official Shooters Global website or contact their customer support directly.

For additional information and resources, visit: [Shooters Global Official Website](#)

Documents - Shooters Global – SG Timer 2

SHOOTERS
GLOBAL

SG TIMER 2

VERSION: SGTHA-01

SPECIFICATION



Dimensions: 118 x 55 x 20 mm

Weight: 118 g

Screen size: 2.7"

Screen resolution: 480x240

Backlight: Yes

Battery: 1100mAh Li-Poly

Bluetooth version: 5.0

USB ports: 1 x USB Type C

Wireless charging: Yes

NFC: Yes

DESCRIPTION OF THE PRODUCT:

SG Timer 2 takes the interaction between the shooter, his weapon, other shooters in competition and training to a new level. A completely new approach to shot recognition game makes the product superior. No other timer allows for such wide range of adjustment for any type of calibres, target types and external conditions around a shooter.

Shooter wants to record a video of his training or the performance of another shooter - our product is ideal for this. Together with our mobile application, the shooter can record a video where he can immediately indicate on the video what information to display from the timer. And the special **Spy Mode** will help to do this without disturbing other participants. The timer itself recognises the Range Officer's timer beep and synchronises time.

Firmware update:
To update the firmware, download the Delta mobile app on Appstore or Google Play. Connect the timer to the app, click on a timer icon and if the update is available, click button "update". The application will notify you via push notification when an update is released.

Shooters Global sp. z o.o.

2023

[Shooters Global SG Timer 2 Specification and User Guide](#)

Detailed specifications, features, and usage instructions for the Shooters Global SG Timer 2, a device for enhancing shooting training and competition.

lang:en score:13 filesize: 1.68 M page_count: 2 document date: 2024-06-05