

Coby CETW534

Coby Sports True Wireless Earbuds

USER MANUAL

Model: CETW534

Introduction

This manual provides comprehensive instructions for the safe and effective use of your Coby Sports True Wireless Earbuds. Please read this manual thoroughly before using the product and retain it for future reference. These earbuds are designed for active individuals, offering secure fit, sweat resistance, and noise-isolating capabilities for an immersive audio experience.

Product Overview



The Coby Sports True Wireless Earbuds, shown here with their retail packaging and charging case. The package highlights key features such as "True Wireless" and "Up to 12 Hours Total Playtime."



A close-up view of the Coby Sports True Wireless Earbuds, with one earbud placed inside the open charging case and the other resting beside it. The sleek black design is visible.



The earbuds are securely seated within their charging case, which displays a green indicator light, signifying charging status or full charge. Two earbuds are visible outside the case.

- **Secure-Fit Ear Tips**
- **On-Ear Controls**
- **Durable Charging Case**



This image highlights key features: Secure-Fit Ear Tips for stability, On-Ear Controls for easy management, and a Durable Charging Case for protection and portability.


Key Features:

- **Up to 12 Hours of Total Playtime:** Extended battery life for prolonged listening.
- **Sweat-Resistant Design:** Built to withstand moisture from workouts or light rain.
- **Noise-Isolating Capabilities:** Minimizes external distractions for an immersive audio experience.
- **Secure-Fit Ear Tips:** Ensures stability and comfort during physical activities.
- **Sleek and Sporty Design:** Combines functionality with aesthetic appeal.
- **Bluetooth 5.3 Connectivity:** Provides fast pairing and stable, uninterrupted audio streaming.
- **On-Ear Controls:** Convenient media control directly on the earbuds.
- **Voice Control:** Supports voice commands for hands-free operation.

Setup

1. Initial Charging:

Before first use, fully charge the earbuds and the charging case. Connect the provided USB-C cable to the charging port on the case and a compatible USB power source. The indicator light on the case will show charging status.



The charging case connected via a USB-C cable to a power adapter, illustrating the charging process for the earbuds.

2. Bluetooth Pairing:

- 1. Ensure the earbuds are in the charging case and the case has sufficient power.
- 2. Open the charging case. The earbuds will automatically enter pairing mode.
- 3. On your device (smartphone, tablet, etc.), navigate to the Bluetooth settings.
- 4. Search for available devices and select "CETW534" from the list.
- 5. Once connected, your device will indicate successful pairing.



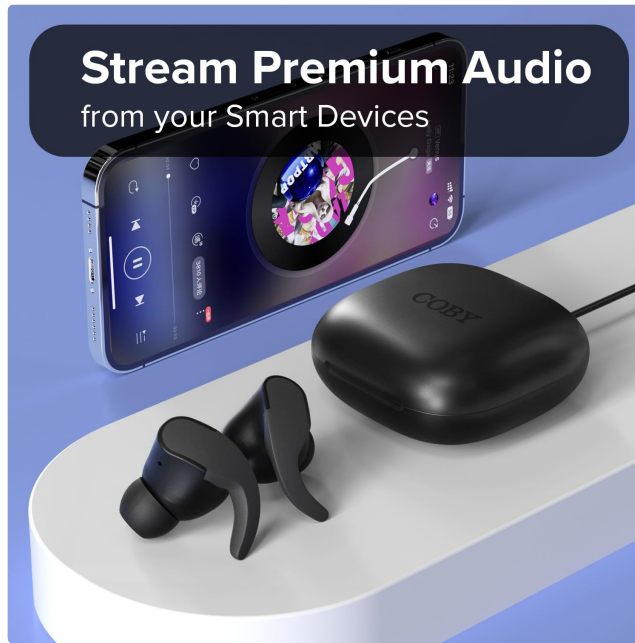
A smartphone screen displaying the Bluetooth settings, with "CETW534" listed as a connected device, demonstrating the one-step pairing process.

For subsequent uses, the earbuds will automatically connect to the last paired device when removed from the case, provided Bluetooth is enabled on your device.

Operating Instructions

Wearing the Earbuds:

Gently insert the earbuds into your ears, ensuring the secure-fit ear tips are properly seated for optimal comfort and sound isolation. Adjust as needed for a snug fit, especially during physical activity.



A man wearing one of the Coby Sports True Wireless Earbuds, demonstrating the comfortable and secure fit for all-day listening.

Basic Controls (On-Ear):

The earbuds feature intuitive on-ear controls for managing your audio and calls. Specific touch or button functions may vary slightly, but generally include:

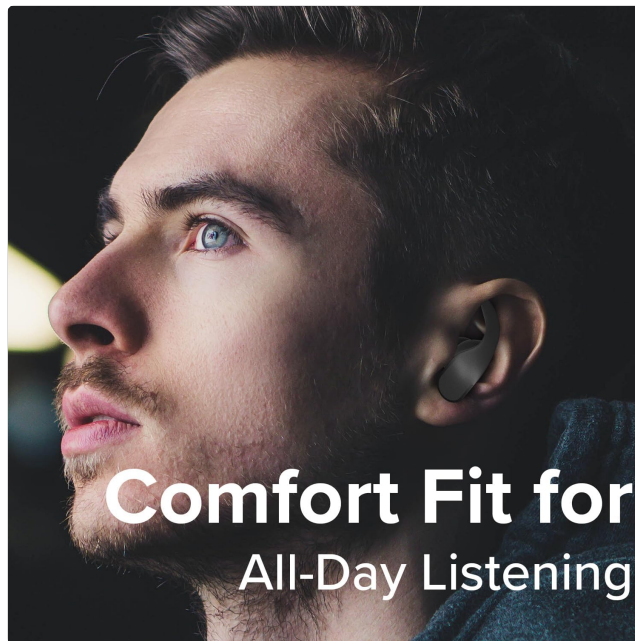
- **Play/Pause:** Single tap on either earbud.
- **Next Track:** Double tap on the right earbud.
- **Previous Track:** Double tap on the left earbud.
- **Answer/End Call:** Single tap on either earbud during an incoming call.
- **Reject Call:** Press and hold on either earbud during an incoming call.
- **Activate Voice Assistant:** Triple tap on either earbud (e.g., Siri, Google Assistant).



A man smiling and wearing the earbuds, illustrating the ease of using the on-ear controls to manage music and calls.

Audio Experience:

The earbuds are engineered with noise-isolating technology to provide clear, immersive sound. This feature helps to reduce ambient noise, allowing you to focus on your audio content whether you are exercising, commuting, or relaxing.



An exploded view diagram of an earbud speaker, with blue sound waves emanating, visually representing the immersive sound and noise-isolating technology.



A woman wearing a Coby Sports True Wireless Earbud, demonstrating the ability to enjoy music anywhere, anytime.

Maintenance

- **Cleaning:** Regularly clean the earbuds and charging case with a soft, dry, lint-free cloth. Do not use abrasive cleaners, alcohol, or chemical solvents.
- **Ear Tips:** Remove ear tips periodically and clean them with a damp cloth. Ensure they are completely dry before reattaching.
- **Storage:** When not in use, store the earbuds in their charging case to protect them from dust and damage. Store in a cool, dry place away from extreme temperatures.
- **Battery Care:** To prolong battery life, avoid fully discharging the earbuds frequently. Charge them regularly, even if not in constant use.
- **Water Exposure:** While sweat-resistant, avoid submerging the earbuds in water or exposing them to heavy rain. Dry them thoroughly if they get wet.

Troubleshooting

Problem	Possible Cause	Solution
Earbuds not pairing/connecting.	Bluetooth is off on device; earbuds not in pairing mode; interference; previously paired device connected.	Ensure Bluetooth is enabled on your device. Place earbuds in case, close, then open to re-enter pairing mode. Forget "CETW534" from your device's Bluetooth list and re-pair. Ensure no other devices are connected to the earbuds.
No sound from earbuds.	Volume too low; earbuds not connected; media paused; earbud battery low.	Increase volume on your device and/or via earbud controls. Verify earbuds are connected to your device. Ensure media is playing and not paused. Charge the earbuds.
Charging case not charging.	Cable issue; power source issue; dirty charging port.	Try a different USB-C cable and/or power adapter. Ensure the power source is active. Clean the charging port gently with a dry cotton swab.
One earbud not working.	Low battery; connection issue; earbud not properly seated in case.	Ensure both earbuds are fully charged. Place both earbuds back in the case, close, then open again. Try re-pairing the earbuds with your device.

Specifications

Feature	Detail
Model Name	True Wireless Sports Earbuds
Model Number	CETW534
Connectivity Technology	Wireless (Bluetooth)
Bluetooth Version	5.3
Bluetooth Range	10 Meters
Battery Life	Up to 12 Hours (Total Playtime)
Ear Placement	In Ear
Noise Control	Sound Isolation
Control Type	Media Control, Voice
Material	Acrylonitrile Butadiene Styrene (ABS)

Feature	Detail
Item Weight	1.76 ounces
Product Dimensions	1.18 x 2.46 x 2.46 inches
Manufacturer	Summit Electronics, LLC
UPC	810071493409

Warranty and Support

For detailed warranty information, please refer to the warranty card included with your product packaging or visit the official Coby website. For product support, frequently asked questions, or to contact customer service, please visit the [Coby Store on Amazon](#) or the manufacturer's official support channels.