

[Manuals.plus](#) /

> [eufy Security](#) /

> eufy Security eufyCam E330 (Professional) 4-Cam Kit User Manual

eufy Security T8600

eufy Security eufyCam E330 (Professional) 4-Cam Kit User Manual

Model: T8600 | Brand: eufy Security

INTRODUCTION

The eufy Security eufyCam E330 (Professional) 4-Cam Kit is a comprehensive 4K outdoor security camera system designed for continuous 24/7 recording. It features plug-in power, Wi-Fi NVR, and includes a 1TB hard drive for local storage, eliminating the need for monthly fees. This manual provides essential information for setting up, operating, maintaining, and troubleshooting your security system.

WHAT'S INCLUDED

Verify that all components are present in your package:

- eufyCam E330 Camera × 4
- HomeBase 3 with 1 TB Hard Drive
- Accessories (including power adapters, mounting screws, cables, etc.)
- Quick Start Guide

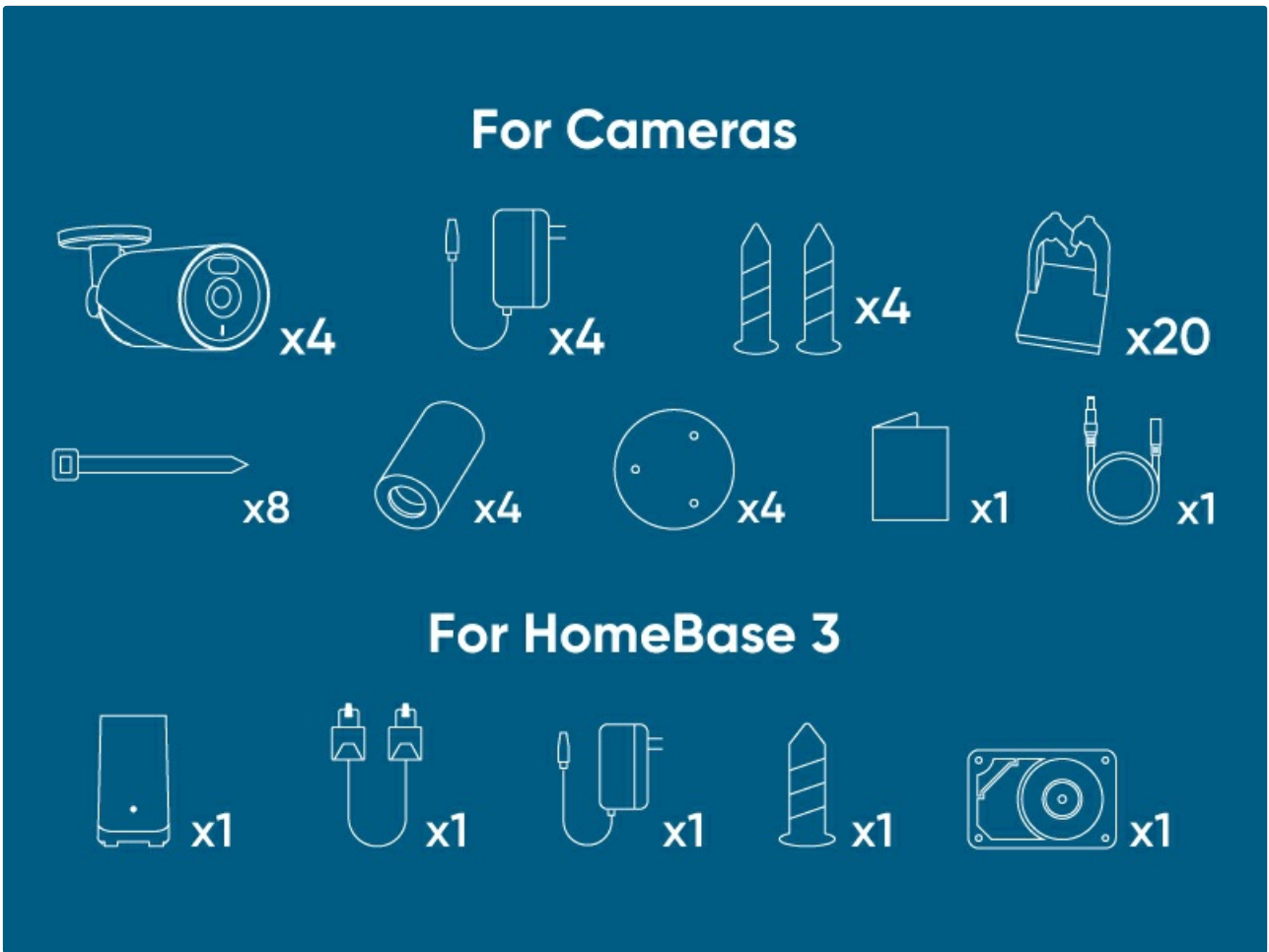


Figure 1: Included components for the eufyCam E330 4-Cam Kit.

SETUP

1. HomeBase 3 Installation

Place the HomeBase 3 near your router for initial setup, ensuring an Ethernet connection. Once configured, it can be moved to a more central location to optimize Wi-Fi coverage for your cameras.

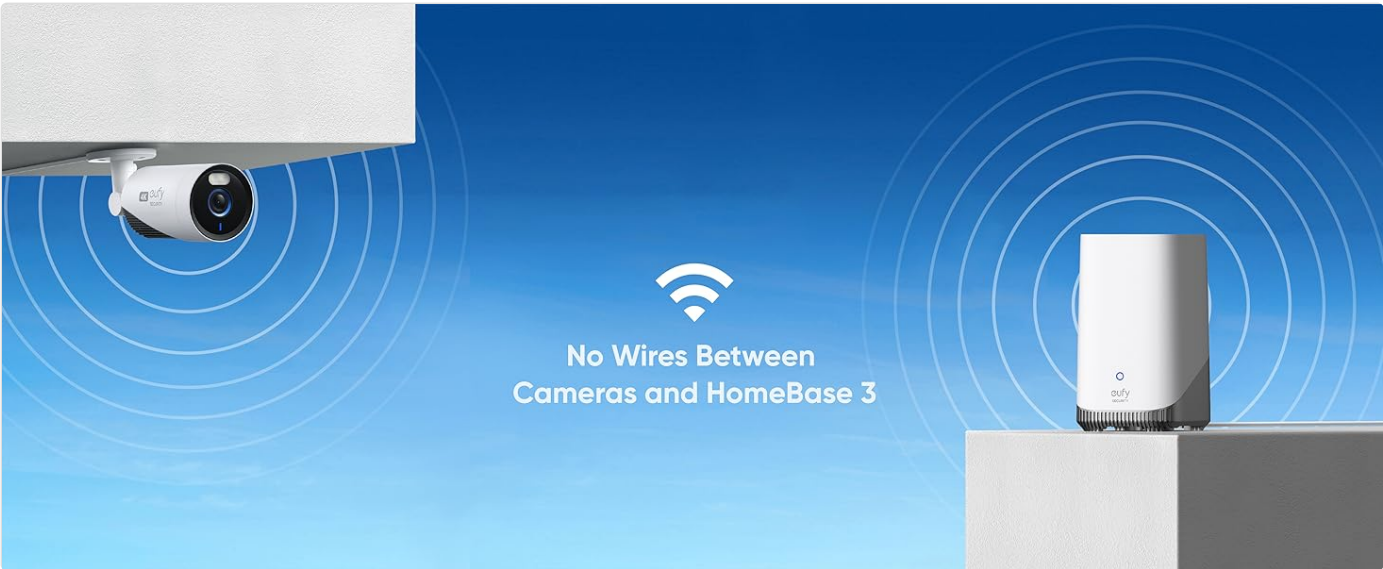


Figure 2: The eufy HomeBase 3, central to your security system.

2. Camera Placement and Power

The eufyCam E330 cameras are wired for continuous power, allowing for 24/7 recording without battery concerns. Each camera comes with a 16.4 ft (5 m) power cable. Choose outdoor locations with access to a power outlet. Ensure the adapter is protected from rain and water during outdoor installation.

A close-up photograph of a person's hand inserting a black SATA SSD into a white camera's storage compartment. The camera is mounted on a white base. The SSD is held vertically, and the hand is shown from the top right, pushing the drive into the slot. The background is a plain, light grey.

**Save Months of
24/7 Security Footage**

1 TB Storage Drive Included

*16 GB of built-in storage.

Figure 3: Stable wired power for continuous operation.

3. Wi-Fi Connectivity and Pairing

Cameras connect wirelessly to the HomeBase 3, offering stable Wi-Fi coverage up to 82 ft (25 m) between devices and

up to 5,000 ft² (464 m²) for your home. Follow the Quick Start Guide to pair each camera with the HomeBase 3 using the eufy Security app. It is recommended to set up all cameras near the HomeBase 3 initially before mounting them in their final outdoor locations.



Figure 4: Optimized Wi-Fi coverage for your security system.

OPERATING YOUR SYSTEM

1. 4K Clarity and Night Vision

The eufyCam E330 captures video in stunning 4K HD resolution. Its ultra-sensitive sensor and color night vision capabilities ensure clear and vibrant footage even in low-light conditions or at night.

24/7 Ultra Clear 4K Detail

8 Million
Pixels

8×
Zoom

f/1.65
Aperture

4K



Figure 5: High-resolution 4K video capture.

2. AI Features and Cross-Camera Tracking

Leverage the BionicMind AI for advanced security features. This includes facial recognition to differentiate between family and strangers, and Cross-Camera Tracking for seamless event reviews across multiple cameras. The system supports human, vehicle, and pet detection.



Figure 6: AI-powered facial recognition.

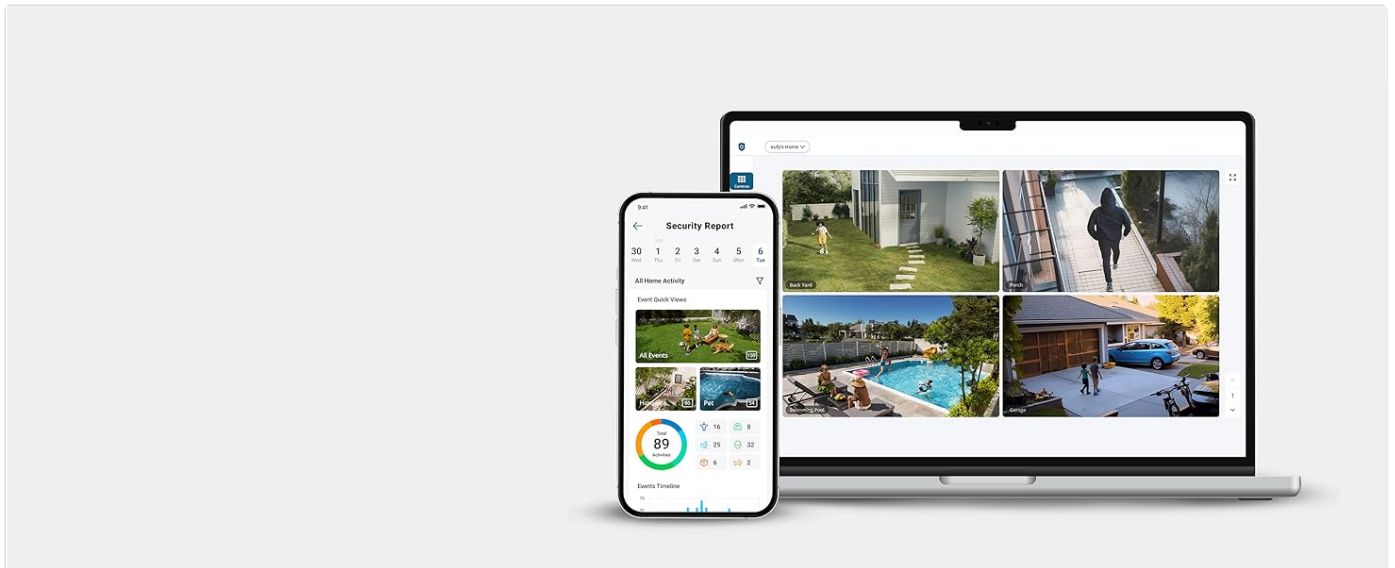


Figure 7: Cross-camera tracking and AI video splicing.

3. 24/7 Recording and Local Storage

Your system provides continuous 24/7 recording. A 1TB storage drive is included, allowing for up to 10 days of 24/7 recordings from four eufyCam E330 cameras. Local storage can be expanded up to 16TB, saving up to 6 months of recordings. All data is protected with advanced encryption.

IP67 Weather Resistant



Figure 8: Expandable local storage for extended recording.

4. Using the eufy Security App

Manage your security system through the eufy Security app. The app allows for live viewing, playback of recorded footage, receiving instant notifications, and configuring AI detection settings. You can also add photos of family members and friends to help the AI identify them, with notifications including their name if identified quickly enough.



Figure 9: Monitoring your system via the eufy Security app.

5. Official Product Video

Watch this official video for a visual overview of the eufyCam E330's features, including 4K resolution, 24/7 recording, and AI human recognition.

Your browser does not support the video tag.

Video 1: eufyCam E330 Features Overview (4K, 24/7 Recording, AI Human Recognition).

MAINTENANCE

To ensure optimal performance and longevity of your eufy Security system, regular maintenance is recommended:

- **Camera Lenses:** Periodically clean camera lenses with a soft, lint-free cloth to ensure clear image quality.
- **Power Adapters:** As noted during installation, ensure all outdoor power adapters are protected from direct exposure to rain and water to prevent damage.
- **Firmware Updates:** Regularly check the eufy Security app for available firmware updates for both cameras and HomeBase 3. Updates often include performance improvements and security enhancements.

TROUBLESHOOTING

This section addresses common issues you might encounter with your eufy Security system:

Issue	Possible Cause	Solution
Camera frequently goes offline or shows "camera is offline"	Weak Wi-Fi signal, interference, or temporary network issue.	<ul style="list-style-type: none"> ◦ Check Wi-Fi signal strength in the app. ◦ Relocate HomeBase 3 closer to the camera if possible. ◦ Ensure no physical obstructions are blocking the signal. ◦ If persistent, physically bring the camera down, delete it from the app, and re-pair it with the HomeBase 3.

Issue	Possible Cause	Solution
HomeBase 3 not recording 24/7 or not recognizing hard drive	Hard drive issue, HomeBase malfunction, or incorrect installation of new drive.	<ul style="list-style-type: none"> ◦ Ensure the 1TB hard drive is securely seated. ◦ If upgrading, ensure the new hard drive is compatible and properly formatted. ◦ Restart the HomeBase 3. ◦ If issues persist, contact eufy Security support for further assistance.
Notifications not received or delayed	App settings, phone settings, or network issues.	<ul style="list-style-type: none"> ◦ Check notification settings within the eufy Security app. ◦ Verify push notification permissions for the app in your phone's settings. ◦ Ensure your phone has a stable internet connection.

SPECIFICATIONS

Feature	Detail
Brand	eufy Security
Model Number	T8600
Connectivity Technology	Wireless
Video Capture Resolution	4K
Special Feature	Weather Resistant (IP67)
Number of Channels	4
Memory Storage Capacity	1 TB (expandable up to 16 TB)
Color	Black
Power Source	Corded Electric
Item Dimensions (L x W x H)	11.97 x 8.31 x 9.02 inches
Recommended Uses	Security
Signal Format	Digital
Low Light Technology	Night Vision (Color)
Frame Rate	24 fps or 30 fps
Recording Mode	24/7
Optical Sensor Technology	CMOS

Feature	Detail
Total USB Ports	1
Hardware Interface	802.11 ac/b/g/n
Lens Type	Wide Angle
Manufacturer	Anker
UPC	194644148942
Item Weight	7.92 pounds
Wattage	6 watts
Installation Method	Internal Hard Drive
Mounting Type	Wall Mount

WARRANTY AND SUPPORT

The eufy Security eufyCam E330 (Professional) 4-Cam Kit comes with a **12-month warranty** from the date of purchase. For technical support, warranty claims, or additional assistance, please visit the official eufy Security website or contact their customer service directly. Keep your proof of purchase for warranty validation.