

## ANLAN OFY-2102

# ANLAN Body Beauty Device User Manual

Model: OFY-2102

## INTRODUCTION

This manual provides essential information for the safe and effective use of your ANLAN Body Beauty Device. This device is designed for body care, incorporating multiple functions such as EMS, RF, ultrasonic vibration, warmth, and LED light therapy to support various body shaping and skin beauty needs. Please read this manual thoroughly before first use and keep it for future reference.

## SAFETY INFORMATION

- The device has an IPX6 waterproof rating, allowing use in the bath. However, the charging port is not waterproof. Ensure the charging port is completely dry before charging and avoid water contact with the charging port. Do not submerge the device in water.
- Always use the device with the accompanying gel to ensure proper contact and prevent discomfort.
- If you experience a tingling sensation during EMS use, it may be due to dry skin or a high intensity level. Ensure skin is adequately moisturized with gel and consider lowering the intensity level.
- This device is not intended for use on the face. It is recommended for areas prone to fat accumulation such as arms, calves, thighs, abdomen, buttocks, and hips.
- Keep out of reach of children.

## PRODUCT OVERVIEW

### Components

The ANLAN Body Beauty Device package includes:

- ANLAN Body Beauty Device (Main Unit)
- EPI Gel (for all skin types)
- USB Charging Cable (Type-C)
- User Manual



Image: The ANLAN Body Beauty Device, a white, ergonomic handheld unit, shown alongside a tube of ANLAN EPI Gel.

## Key Features

The ANLAN Body Beauty Device integrates multiple advanced technologies for comprehensive body care:

- **Ultrasonic Vibration (3.2MHz):** High-speed ultrasonic vibrations (approximately 3.2 MHz) combined with high-frequency vibration (approximately 18,000 times/minute) target specific areas for intensive care.

# 3.2MHz の高出力キャビテーション

## CV超音波 × 高頻度振動 で集中ケア

約3.2 MHzの超音波で、約 18,000回/分 の高頻度振動のシナジーで、

気になる部位にアプローチする。業界超強の高出力キャビテーションで、集中的にケアして、理想的なボディラインづくりをサポートする！



Image: Diagram illustrating the ultrasonic and high-frequency vibration technology penetrating the skin layers.

- **RF (Radio Frequency) Technology (1.9MHz):** Utilizes ANLAN's proprietary RF lift technology with a 1.9MHz frequency. This wider contact surface ensures even warming across a broad area, reaching deeper muscle layers compared to conventional 1MHz devices.


# 1.9MHzのRF「ラジオ波」

で奥から温め


ANLAN独自技術の「RFリフトテクノロジー」を採用し、

お肌の接触面積が増え、広い範囲を均一に温める。

業界従来品の1MHzと比較して、より筋肉の深層まで届くて、早くお肌の温めを実現する。



業界従来品(1MHz)



ANLAN独自技術1.9MHz





Image: Comparison diagram showing the deeper penetration of ANLAN's 1.9MHz RF technology versus conventional 1MHz RF.

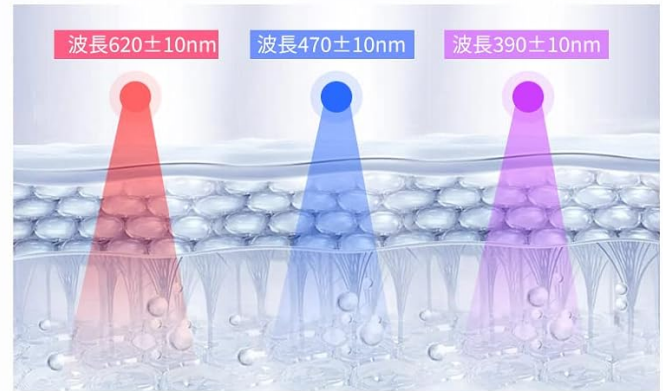
- **EMS (Electrical Muscle Stimulation):** Employs ANLAN's latest EMS technology with a unique waveform that is gentle on the skin, avoiding harsh tingling sensations. It combines low and high-frequency EMS to efficiently stimulate muscles and tighten the skin.
- **3-Color LED Light Therapy:** Equipped with 12 beauty lights offering three distinct LED light modes:
  - **Red Light Esthetic (620±10nm):** Effectively penetrates deep into the skin, providing firmness and revitalizing the skin's elasticity.
  - **Blue Light Esthetic (470±10nm):** Helps tighten the skin and addresses skin concerns.
  - **Purple Light Esthetic (390±10nm):** A mix of red and blue light, offering a double effect for brighter, more radiant skin.



# 12個美容ライトの3色LED光エステ



ボディーメイクしながら  
ハリツヤのある美肌に



## 赤光エステ

効果的に肌の奥深くまでアプローチし、潤いを与え、肌のハリツヤをよみがえらせます。



## 青光エステ

肌を引き締め、肌のキメを整え、お肌の悩みにアプローチ！



## 紫光エステ

(赤色と青色のミックス)

赤色と青色を融合した光エステで、ダブル効果だけでなく、肌の色がトーンアップして、明るくてハリツヤのある美肌に。




Image: Diagram illustrating the different wavelengths and effects of red, blue, and purple LED light therapy on the skin.

- **Vibration Function:** Features a powerful 18,000 times/minute vibration function, which can be freely controlled, making it suitable even for sensitive skin.
- **Portable Design:** USB rechargeable and ultra-lightweight at approximately 170g, making it easy to carry and use anywhere, anytime.

## SETUP

1. **Charging the Device:** Before first use, fully charge the device using the provided USB Type-C cable. Connect the cable to the charging port on the device and a suitable USB power source. The device is USB rechargeable.
2. **Applying the Gel:** Apply a generous amount of the ANLAN EPI Gel directly to the skin area you intend to treat. Ensure the skin is clean and dry before application. The gel ensures optimal contact between the device and your skin for effective treatment.

## OPERATING INSTRUCTIONS

### Power On/Off and Mode Selection


Press and hold the power button to turn the device on or off. Short press the power button to cycle through the three available modes:

- **Mode 1:** Blue Light Esthetic + Ultrasonic + Vibration (Recommended for hard and thick areas).
- **Mode 2:** Red Light Esthetic + RF + EMS (Recommended for skin beauty areas).
- **Mode 3:** Ultrasonic + Vibration + Purple Light Esthetic + RF + EMS (Recommended for soft areas).

## Level Adjustment

Each mode offers 3 intensity levels. Use the level adjustment buttons (usually marked with '+' and '-') to select your desired intensity. Start with Level 1 and gradually increase as your skin adapts.

### 3段階レベル調整




○ LV1


○○ LV2

○○○ LV3

### 5種類の機能が同時出力可能！



## — 3つエステモード —




### モード1

超音波

振動

青光  
エステ

硬くて太い部位におすすめ




### モード2

RF

EMS  
微電流

赤光  
エステ

美肌におすすめ



### モード3

振動

超音波

RF

EMS  
微電流

紫光  
エステ

ゆるくて柔らかい部位におすすめ

5機能同時出力 × 特大プローブによって、満足度UP & 短時間で効率的なケアが可能となる。

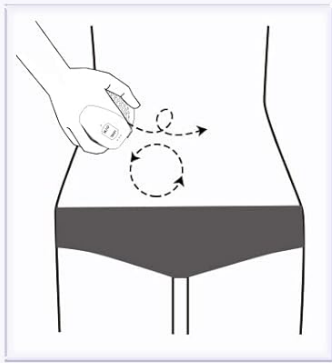
Image: Visual representation of the three intensity levels (LV1, LV2, LV3) and the combination of functions available in each of the three esthetic modes.

## Recommended Usage

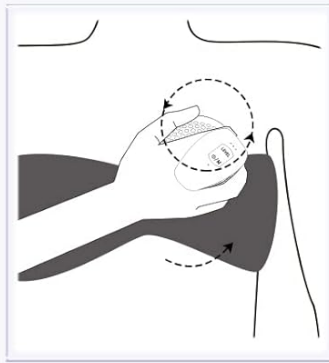
Use the device for a maximum of 10 minutes per body part. It is recommended to use the device 3 times per week. Adjust frequency based on your skin condition and comfort.

The device is suitable for various body parts. Move the device gently over the skin in the recommended patterns:

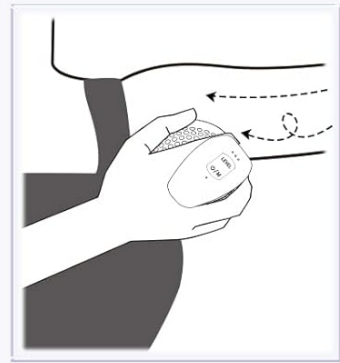
## ボディ各部位のおすすめの使い方



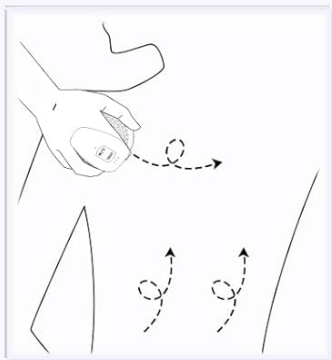
お腹



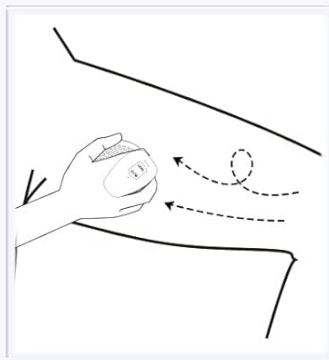
バスト



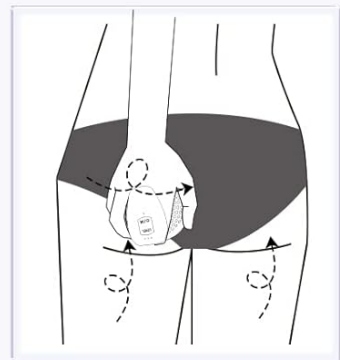
二の腕



背中



太もも



ヒップ

Image: Diagrams illustrating recommended movement patterns for using the device on the abdomen, bust, arms, back, thighs, and hips.

- **Abdomen:** Move in circular motions.
- **Bust:** Move upwards and outwards.
- **Arms (Upper Arms):** Move upwards along the arm.
- **Back:** Move in circular or sweeping motions.
- **Thighs:** Move upwards along the thigh.
- **Hips:** Move in circular motions.

## MAINTENANCE

- **Cleaning:** After each use, wipe the electrode surface of the device with a soft, damp cloth. The electrode surface is washable. Ensure no water enters the charging port.
- **Storage:** Store the device in a cool, dry place, away from direct sunlight and extreme temperatures.



## よくある質問

### Q & A

**Q** 使用中、肌がピリピリしますが、大丈夫ですか？

**A** EMSを使用する際、肌が乾燥していたり、レベルが高すぎたりすると、少しピリピリした感覚は正常です。

①保湿のため、ジェルと一緒にご使用ください。

②最初はレベル1から使用し、慣れてきたら徐々にレベルアップしていきます。

**Q** どのくらいの頻度で使用できますか？

**A** 同じ部位に10分間以内で使用してください。3回/週おすすめです。

※ 上記はあくまでも目安です。お肌の状態をみながらご使用ください。

**Q** 顔に使えるのですか？

**A** 使用できません。本製品は二つの腕、ふくらはぎ、太もも、お腹部、おしり、ヒップなど脂肪が溜まりやすい部位への使用をおすすめします。

Image: A Q&A section from the product's visual guide, addressing common user queries.

**Q: Is it okay if my skin tingles during use?**

A: A slight tingling sensation is normal, especially if your skin is dry or the intensity level is too high. To minimize this, ensure you use the device with sufficient gel and start at Level 1, gradually increasing the intensity as you get accustomed to it.

**Q: How often can I use the device?**

A: For each specific body part, use the device for a maximum of 10 minutes. It is recommended to use it 3 times per week. This is a guideline; please adjust based on your skin's condition and response.

**Q: Can I use this device on my face?**

A: No, this product cannot be used on the face. It is specifically designed and recommended for areas where fat tends to accumulate, such as the upper arms, calves, thighs, abdomen, buttocks, and hips.



SPECIFICATIONS

Product Dimensions (LxWxH)	8.5 x 8.5 x 8.4 cm
Product Weight	570 g
Color	White (Gel Set)
Brand	ANLAN
Model Number	OFY-2102
Manufacturer	ANLAN
Country of Origin	Japan
Battery	1 Lithium Ion battery (included)
First Available Date	July 25, 2023




WARRANTY AND SUPPORT



The product warranty period is one year from the date of purchase. If any defects occur within 365 days of purchase, please contact customer support through your order inquiry page. Based on our assessment, we will arrange for a new product delivery or exchange.

For further assistance or inquiries, please refer to the contact information provided with your purchase documentation or visit the official ANLAN website.

© 2023 ANLAN. All rights reserved.

Related Documents - OFY-2102

	<p><a href="#">ANLAN Body Beauty Device User Manual - Operation, Safety, and Specifications</a></p> <p>Comprehensive user manual for the ANLAN Body Beauty Device (Model OFY-2102), covering safety precautions, product details, usage instructions, troubleshooting, and warranty information.</p>
	<p><a href="#">ANLAN Neck Beauty Device User Manual</a></p> <p>User manual for the ANLAN Neck Beauty Device, detailing its features, functions, usage instructions, and warranty information. The device utilizes positive and negative ions, vibration, warm massage, and red, blue, and green light therapy for skin cleansing, EMS care, and moisturizing.</p>
	<p><a href="#">ANLAN Neck Beauty Device User Manual: Features, Functions, and How to Use</a></p> <p>Comprehensive user manual for the ANLAN Neck Beauty Device (Model ES-081). Learn about its features, functions (EMS, warm, red/blue/green light), safety precautions, and how to use it for skin rejuvenation and care.</p>

<div><div>ANLAN</div><div>Ultrasonic Skin Scrubber</div><div>User Manual</div><div></div><div><p>⚠️ This product is not a medical device for diagnosis and treatment, but an auxiliary product for general household use. Therefore, you, for purchasing ANLAN Ultrasonic Skin Scrubber, before using this product, please read this instruction carefully. In addition, this user manual also serves as a warranty card, so please keep it in a safe place for future use.</p></div></div>	<div><div><a href="#">ANLAN Ultrasonic Skin Scrubber User Manual</a></div><div>User manual for the ANLAN Ultrasonic Skin Scrubber (Model: JD-CP002), detailing its features, safety precautions, usage instructions, maintenance, and FAQs.</div></div>
<div><div></div><div><div>ANLAN</div><div>Multifunctional Skincare Device</div><div>User Manual</div></div></div>	<div><div><a href="#">ANLAN Multifunctional Skincare Device User Manual</a></div><div>User manual for the ANLAN Multifunctional Skincare Device (Model 01-ADRY14-10A), providing comprehensive instructions on usage, features, safety, and maintenance for effective home skincare.</div></div>