

Storkcraft 04601-271

Storkcraft Calabastas 3-in-1 Convertible Crib User Manual

Model: 04601-271

INTRODUCTION

Thank you for choosing the Storkcraft Calabastas 3-in-1 Convertible Crib. This crib is designed to adapt to your child's growth, converting from a crib to a toddler bed and a daybed. Crafted from pine wood and wood composites, it features a modern-minimalist aesthetic that complements various nursery styles. This product is GREENGUARD Gold Certified and JPMA Certified, ensuring it meets high safety and environmental standards.



A full view of the Storkcraft Calabasas 3-in-1 Convertible Crib in its crib configuration, featuring white solid end panels and natural driftwood-colored slats.

Meet the Storkcraft®

Calabesas™



**Versatile design and California style,
all at an incredible value.**

An infographic highlighting key features of the Storkcraft Calabesas Crib, such as its GREENGUARD Gold and JPMA certifications, 3-in-1 convertibility, pine wood construction, and adjustable mattress support with four height options.

SETUP AND ASSEMBLY

The Storkcraft Calabesas Crib is designed for straightforward assembly. Please follow the detailed instructions provided in the included assembly manual for proper setup. It is recommended to have two adults for assembly.

Before You Begin:

- Unpack all components and verify that all parts and hardware listed in the assembly instructions are present.
- Ensure you have the necessary tools as specified in the manual.
- Clear a spacious area for assembly to prevent damage to the product or your flooring.

Assembly Steps:

1. Refer to the step-by-step assembly instructions included in your product packaging.
2. Carefully attach the side panels and end panels using the provided hardware.
3. Install the mattress support base at the desired height.
4. Ensure all connections are secure before placing a mattress in the crib.

Estimated assembly time is approximately 30 minutes.

OPERATING THE CONVERTIBLE CRIB

The Calabasas crib offers three modes to accommodate your child's developmental stages.

1. Crib Mode

This is the initial configuration for infants. The crib features an adjustable mattress support base with 4 different height options. The highest position is ideal for newborns, allowing easier access for parents. As your child grows and becomes more mobile, lower the mattress support to prevent climbing out. This crib may only be used until your child can easily climb out or is taller than 35 inches (89 cm).

2. Toddler Bed Mode

When your child outgrows the crib, it can be converted into a toddler bed. This transition provides a lower sleeping surface with a partial side rail for security while allowing your child to get in and out independently. A compatible toddler guardrail kit is sold separately and is required for this conversion.



The Storkcraft Calabasas Crib converted into a toddler bed, featuring a low side rail for easy access.

3. Daybed Mode

For older children, the crib can be converted into a daybed. This configuration removes one side of the crib, creating an open seating or sleeping area. No additional parts are typically required for the daybed conversion.

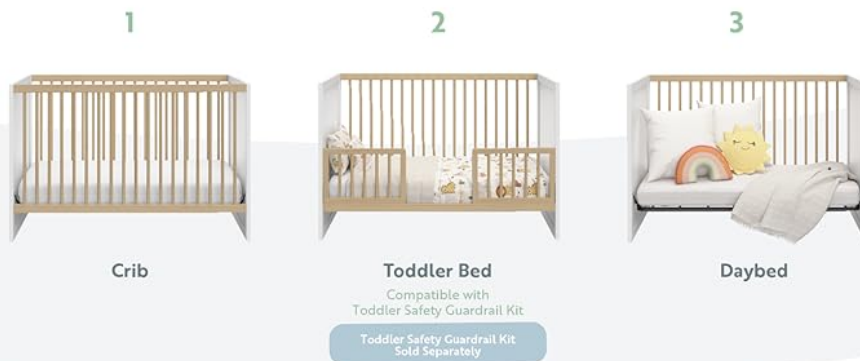
beyond removing the front rail.



The Storkcraft Calabajas Crib converted into a daybed, with one side removed to allow open access.

Grows with your baby.

Our 3-in-1 convertible crib is able to grow with your child from babyhood to toddlerhood, converting into a toddler bed and daybed.



*Each Toddler Safety Guardrail Kit (Dowels) - Model Number 01340-50x Series sold separately from authorized Storkcraft® retailers | Look for Model Number 01340-50x

A visual representation of the crib's 3-in-1 conversion capabilities, showing it as a crib, then a toddler bed (with guardrail, sold separately), and finally a daybed.

MAINTENANCE

Regular maintenance will help preserve the appearance and longevity of your Storkcraft Calabasas Crib.

- **Cleaning:** Wipe surfaces with a damp cloth. Avoid using abrasive cleaners or strong chemicals, as these can damage the finish.
- **Hardware:** Periodically check all screws and bolts to ensure they are tight and secure. Do not overtighten.
- **Storage:** If disassembling for storage, keep all hardware in a sealed bag and store it with the crib components in a dry, temperate environment.

TROUBLESHOOTING

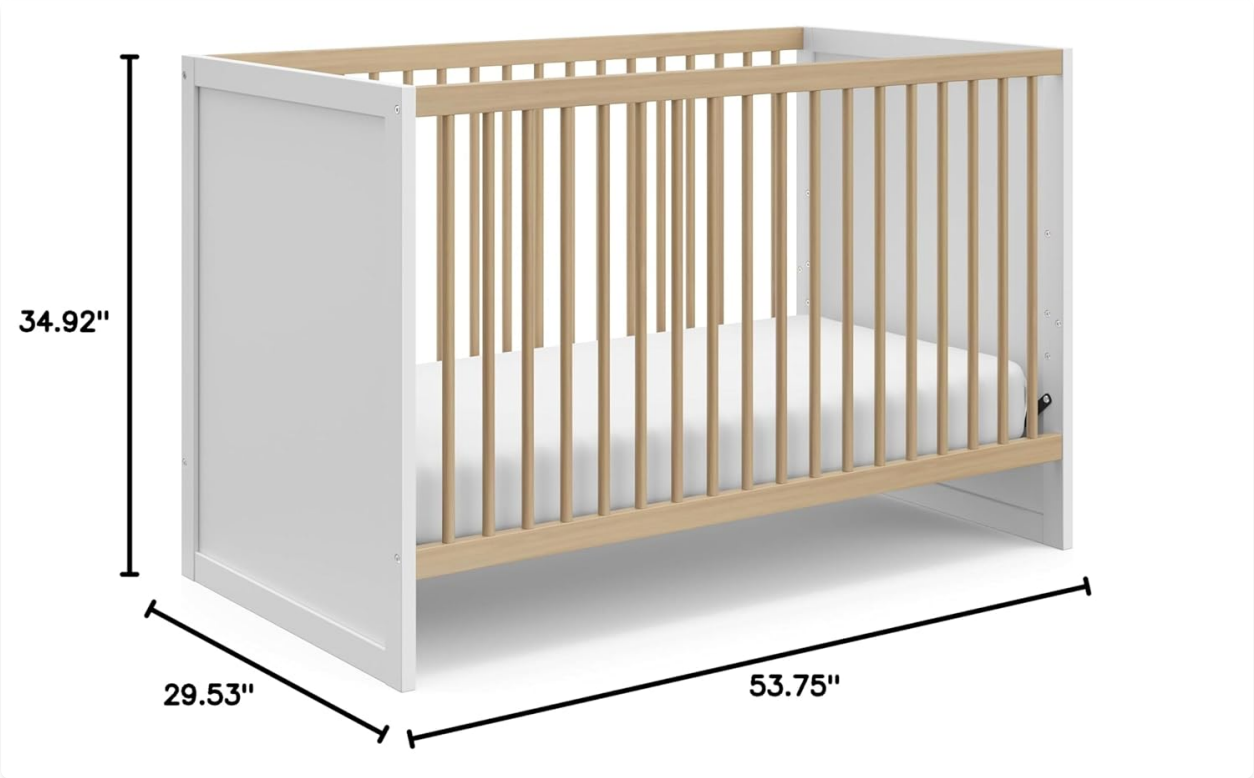
If you encounter any issues with your Storkcraft Calabasas Crib, please refer to the following common solutions:

- **Wobbling or Instability:** Ensure all hardware (screws, bolts) are securely tightened. Re-check the assembly steps in the manual to confirm correct installation of all parts.
- **Difficulty with Conversion:** Review the specific conversion steps in your assembly manual. Ensure all necessary parts (e.g., toddler guardrail, sold separately) are correctly installed or removed as required for the desired configuration.
- **Missing or Damaged Parts:** If any parts are missing or damaged upon arrival, do not attempt to assemble the crib. Contact Storkcraft customer support immediately for assistance.

For further assistance, please contact Storkcraft customer support.

SPECIFICATIONS

Feature	Detail
Brand	Storkcraft
Model Number	04601-271
Color	White With Driftwood
Product Dimensions	29.53"L x 53.75"W x 34.92"H
Material	Pine Wood
Special Feature	Adjustable, Convertible (3-in-1)
Mattress Height Options	4
Maximum Weight Recommendation	50 Pounds
Maximum Height Recommendation	50 Inches
Assembly Required	Yes
Included Components	Parts, Hardware, Assembly Instructions
Certifications	GREENGUARD Gold Certified, JPMA Certified
UPC	810105291735



An image illustrating the dimensions of the crib: 53.75 inches in length, 29.53 inches in width, and 34.92 inches in height.



The GREENGUARD Gold certification logo, indicating the product has met rigorous chemical emissions standards.

WARRANTY AND SUPPORT

Warranty Information:

The Storkcraft Calabasas 3-in-1 Convertible Crib is backed by a **1-year limited manufacturer's warranty**. This warranty covers defects in materials and workmanship under normal use. Please retain your proof of purchase for warranty claims.

Customer Support:

For any questions, concerns, or warranty claims, please contact Storkcraft customer support. You can find contact information on the Storkcraft website or in your product packaging.





Online Resources: For additional information, assembly videos, and FAQs, visit the official Storkcraft website.



Your browser does not support the video tag.

An official video from Storkcraft showcasing the features and design of the Calabasas 3-in-1 Convertible Crib, including its adjustable mattress support and conversion options.

© 2025 Storkcraft. All rights reserved.
For more information, visit www.storkcraft.com

Related Documents - 04601-271

	<p>Storkcraft Portofino Crib & Changer Assembly Instructions and Safety Guide</p> <p>Comprehensive assembly instructions and safety guidelines for the Storkcraft Portofino Crib & Changer (Model 04586-47 KM). Learn how to safely assemble and use your nursery furniture.</p>
	<p>Storkcraft Caribou Bunk Bed Assembly Instructions and Limited Warranty</p> <p>A comprehensive guide for assembling the Storkcraft Caribou Bunk Bed (Model 09720-12). Includes safety warnings, parts identification, hardware list, step-by-step assembly instructions, and limited warranty information.</p>
	<p>Storkcraft Alpine 2 Drawer Changing Chest Assembly Instructions and Safety Guide</p> <p>Comprehensive assembly instructions, safety warnings, care guidelines, and warranty information for the Storkcraft Alpine 2 Drawer Changing Chest (Model 03662-40-AC).</p>
	<p>Graco Wilfred Convertible Crib: Assembly Guide and Safety Information</p> <p>Comprehensive assembly instructions, safety warnings, and warranty details for the Graco Wilfred Convertible Crib (Model 04532-11-KM). Learn how to safely assemble, use, and care for your crib.</p>

 <p>GRACO MATTRESS-IN-A-BOX</p> <p>STEP 1: UNPACKING</p> <p>STEP 2: SETUP</p> <p>WARNING:</p> <p>GRACO</p>	<p>Graco Crib & Toddler Mattress-in-a-Box: Setup, Care, and Safety Guide</p> <p>Comprehensive guide for the Graco Crib & Toddler Mattress-in-a-Box, covering optimal setup, outer cover care, customer support, important safety warnings regarding SIDS and suffocation, and warranty information. Features GREENGUARD Gold certification.</p>
 <p>GRACO BENTON CONVERTIBLE CRIB</p> <p>STEP 1: ASSEMBLY</p> <p>STEP 2: SAFETY</p> <p>WARNING:</p> <p>GRACO</p>	<p>Graco Benton Convertible Crib Assembly Instructions and Safety Guide</p> <p>Comprehensive assembly instructions, safety warnings, parts list, and warranty information for the Graco Benton Convertible Crib (Model 04530-21-TS). Ensure safe setup and use.</p>