

[Manuals.plus](#) /

› [Samsung](#) /

› Samsung Galaxy Tab S9 FE 10.9" 256GB WiFi Android Tablet Instruction Manual

Samsung SM-X510

Samsung Galaxy Tab S9 FE 10.9" 256GB WiFi Android Tablet User Manual

1. INTRODUCTION

This manual provides essential information for setting up, operating, and maintaining your Samsung Galaxy Tab S9 FE. Please read this manual carefully to ensure proper use and to maximize the device's capabilities.

The Samsung Galaxy Tab S9 FE is a 10.9-inch Android tablet featuring a powerful Exynos processor, long-lasting battery, and an included S Pen. It is designed for versatility, supporting multitasking, creative tasks, and entertainment. The tablet also boasts an IP68 rating for water and dust resistance, enhancing its durability.

2. PACKAGE CONTENTS

Verify that your product package contains the following items:

- Samsung Galaxy Tab S9 FE
- S Pen
- USB-C Data Cable
- Ejection Pin

What's in the box



Image: The box contents include the Galaxy Tab S9 FE, S Pen, USB-C data cable, and an ejection pin.

3. DEVICE LAYOUT

Familiarize yourself with the physical components of your tablet.



Image: Front view of the Samsung Galaxy Tab S9 FE, showcasing its 10.9-inch display.

Power for adventure

With the latest Exynos processor, Galaxy Tab S9 FE has the power to make things happen – just like you



Gameloft Asphalt 9: Legends available for free download on the Samsung Galaxy Store.



Image: Side view of the tablet, showing the slim profile and the magnetically attached S Pen.

A battery that keeps you in charge

Go for hours and hours with a long-lasting battery



8,000mAh



Built for adventure

One of the only water- and dust-resistant tablets

Consistent with IP68 rating, water resistant in up to 5 feet of water for up to 30 minutes. Rinse residue / dry after wet.

Image: Back view of the tablet, highlighting the rear camera and Samsung branding.

Video: A 360-degree spin of the Samsung Galaxy Tab S9 FE, showing all sides and features of the device.

4. INITIAL SETUP

4.1 Powering On/Off

To power on your tablet, press and hold the Power button located on the side until the Samsung logo appears. To power off, press and hold the Power button, then select 'Power off' from the options.

4.2 S Pen Pairing

The S Pen included with your tablet is designed to pair automatically when attached magnetically to the designated area on the back of the tablet. Ensure the S Pen is properly seated for charging and connection.

5. BASIC OPERATION

5.1 Touchscreen Navigation

Navigate your tablet using standard touch gestures: tap to select, swipe to scroll, pinch to zoom, and long-press for additional options.

5.2 Multitasking

The Galaxy Tab S9 FE supports split-screen multitasking, allowing you to run up to three apps simultaneously. To activate, open an app, then swipe from the side to reveal the Edge panel, or use the Recent Apps button to select another app for split-screen view.



Accessory sold separately.

Image: The tablet showing three applications open simultaneously in a split-screen layout, demonstrating multitasking capabilities.

6. S PEN USAGE

The included S Pen offers precise control and enhanced functionality for your tablet.

6.1 Note-Taking and Drawing

Use the S Pen to write notes by hand, draw, or mark up documents with a responsive design that simulates writing

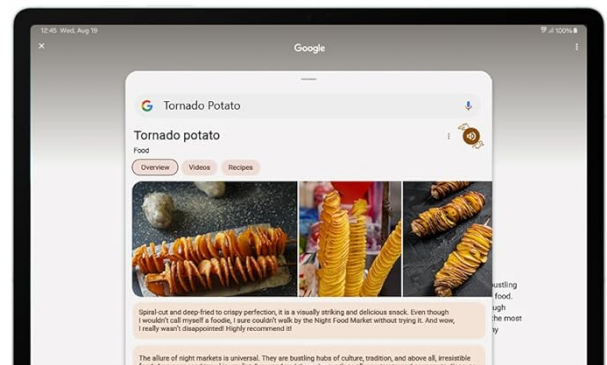
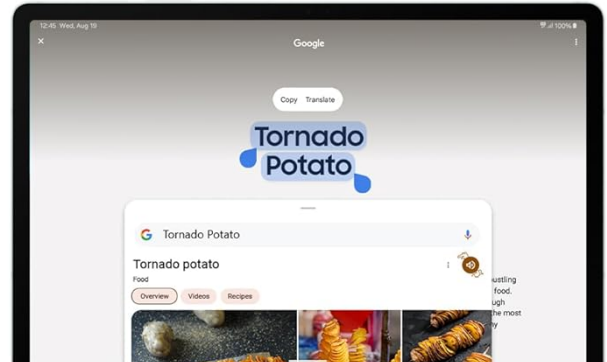
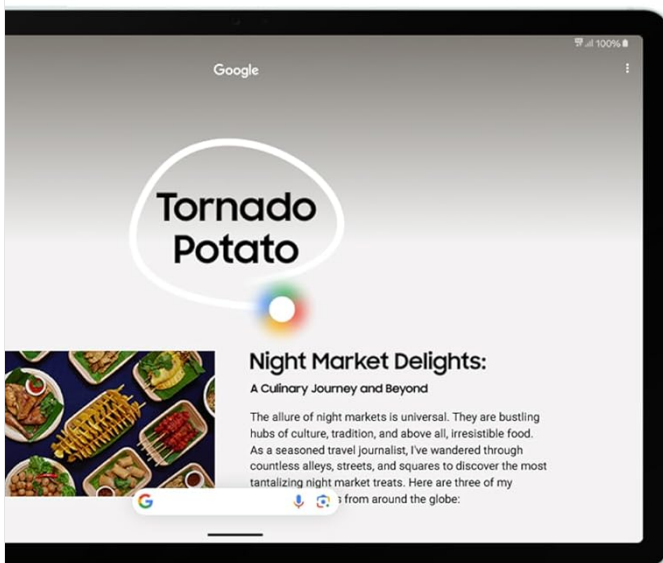
on paper.

6.2 Circle to Search with Google

Quickly search for anything on your screen by simply circling it with the S Pen. This feature allows for instant information retrieval without switching applications.

Circle it, find it. Just like that.

Circle to Search with Google



Requires internet connection; results may vary by uniqueness, clarity and framing of circled image and related factors.

Image: The tablet screen showing the 'Circle to Search' function in action, where an item is circled with the S Pen to initiate a Google search.

7. CONNECTIVITY

7.1 Wi-Fi and 4G Connectivity

The tablet supports Wi-Fi 6 (802.11ax) for fast wireless internet access. For models with cellular capability, 4G connectivity is available for internet access on the go.

7.2 File Sharing (Quick Share)

Utilize Quick Share for easy file transfers between Galaxy devices and even to non-Galaxy devices via shared links. This simplifies sharing photos, videos, and documents.

8. CAMERA FEATURES

The Galaxy Tab S9 FE is equipped with an 8MP rear-facing camera and a front camera designed for video calls.

8.1 Video Chat Optimization

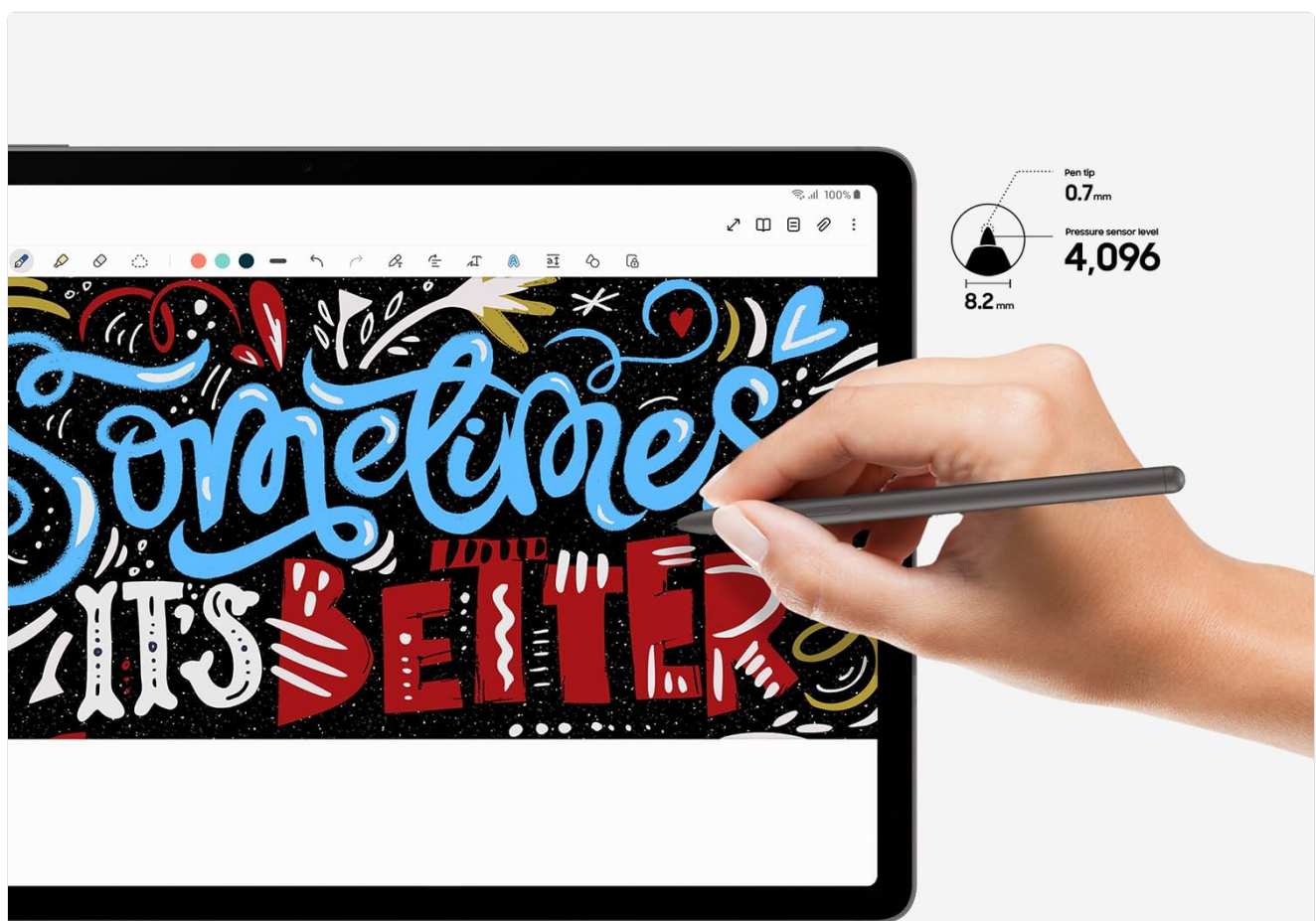
The front camera automatically adjusts to keep you in focus during video calls, making it suitable for virtual meetings and online collaboration.

9. BATTERY MANAGEMENT

The tablet features an 8,000mAh battery designed for extended use.

9.1 Battery Life and Charging

Expect up to 18 hours of battery life for typical usage. The device supports Super Fast Charging with a 45W wall charger (sold separately), allowing for a full charge in less than 90 minutes. Use only Samsung-approved chargers and USB-C cables to prevent damage.



Pen-point precision

Get that pen-on-paper feeling when you write and draw on the screen with S Pen

Image: The tablet screen displaying the 8,000mAh battery capacity, emphasizing its long-lasting power.

10. DURABILITY

10.1 Water and Dust Resistance

The Galaxy Tab S9 FE has an IP68 rating, making it water-resistant in up to 5 feet of water for up to 30 minutes, and dust-resistant. After exposure to water, rinse any residue and dry the device thoroughly.



On-the-go flexibility

With its magnetic design, you can easily detach and reattach the back cover to tailor your device to fit your everyday needs

*Products sold separately

Image: The tablet shown near splashing water, symbolizing its water and dust resistance for outdoor use.

11. STORAGE

The tablet comes with 256GB of internal storage. If additional space is needed, you can expand storage by up to 1TB using a microSD card (sold separately).

12. SPECIFICATIONS

Feature	Specification
Brand	Samsung
Model Name	Tab S9 FE
Model Number	SM-X510
Memory Storage Capacity	256 GB
RAM Memory Installed	8 GB
Screen Size	10.9 Inches
Display Resolution Maximum	2304 X 1440 (WUXGA+)
Operating System	Android
Processor Brand	Samsung Exynos Chipset
Rear Facing Camera Photo Sensor Resolution	8 MP
Battery Capacity	8000 Milliamp Hours
Wireless Technology	4G, Wi-Fi 6 (802.11ax)
Item Weight	1.15 Pounds
Item Dimensions L x W x Thickness	9.98"L x 6.51"W x 0.26"Th

13. WARRANTY AND SUPPORT

13.1 Manufacturer's Warranty

The Samsung Galaxy Tab S9 FE comes with a 1-Year Limited Manufacturer's Warranty. Please refer to the warranty card included in your package for full terms and conditions.

13.2 Customer Support

For further assistance, troubleshooting, or to access additional resources, please visit the official [Samsung Store on Amazon](#) or the Samsung support website.