

## Lamon MistZero S

# Lamon MistZero S Evaporative Humidifier Instruction Manual

Model: MistZero S

## 1. INTRODUCTION

Thank you for choosing the Lamon MistZero S Evaporative Humidifier. This advanced device is designed to provide a comfortable and healthy indoor environment by adding moisture to the air without leaving water stains. Featuring innovative Anion and UV technology, a high-polymer filter, and a convenient top-fill design, the MistZero S ensures pure, clean humidification for your home.

## 2. PRODUCT OVERVIEW & KEY FEATURES

The Lamon MistZero S combines cutting-edge technology with user-friendly features to deliver superior performance.

- **Water Stain-Free, Naturally Moist:** Utilizes advanced evaporative technology to release water vapor without leaving stains, providing natural and seamless moisture.
- **UV Technology Blessing:** Ensures pure and safe moisture by eliminating impurities from tap water, promoting a healthier environment.
- **Fresh Negative Ions:** Emits a high concentration of negative ions to attract dust and odors, maintaining fresh air quality and efficiently removing particles as small as 0.02 micrometers.
- **Intelligent Humidity Control & Three Adjustable Wind Speeds:** Features an intelligent humidity regulator to maintain comfortable humidity levels automatically and offers three fan speeds for customized airflow.
- **Rapid Moisturization, Even Dispersion:** With a 400ml/h humidification speed and 360° dispersion, it ensures uniform humidity throughout the room, keeping surfaces dry.
- **Aromatherapy & Top Fill:** Includes a top-mounted aromatherapy compartment for essential oils and a convenient top-fill design for easy water refilling.
- **High-Polymer Filter:** Comprehensively sieves impurities from water, ensuring pure humidified air. The smart air-drying function extends filter lifespan.
- **Quiet Sleep Mode:** Operates with low noise (38dB), creating an ideal, tranquil sleep environment.



## Triple Protection





Ensuring that only pure water is dispersed into the air.

-  Anion Technology
-  UV Technology
-  Ceramic Filter

**Triple Protection:** The humidifier features Anion Technology, UV Technology, and a Ceramic Filter to ensure pure water dispersion.









## Invisible Moisture

-  4.5L Longer humidification time
-  400ml/h Faster humidification rate
-  360° Wider humidification range
-  Mild and uniform humidity

**Invisible Moisture:** Experience 4.5L longer humidification, 400ml/h faster rate, and 360° wider range for mild and uniform humidity.



## Evaporative Humidifier

-  **Built-in Aromatherapy Compartment**  
Provides a pleasant aroma to the humidified air
-  **Intelligent Power Saving Screen Off**  
Saves energy
-  **Intelligent Constant Humidification**  
Automatically adjusts humidity levels to maintain comfort
-  **Three-speed settings**  
Flexible and adjustable
-  **Sleep Mode**  
Reduces noise for peaceful sleep
-  **Remote Control**  
Enables remote and quick adjustments

**Evaporative Humidifier Features:** Built-in aromatherapy, intelligent power saving, constant humidification, three-speed settings, sleep mode, and remote control.



**No Water Residue:** Natural humidification prevents dampening of household floors and furniture.



**Sleep Mode:** Creates a quieter and more comfortable sleeping environment with noise levels as low as 38dB.



**Top Fill Design:** Easy and effortless water addition by pouring directly into the inner ring. Features a 4.5L high capacity.

Your browser does not support the video tag.

**Lamon Natural Moisture Humidifier:** This video demonstrates the key features and benefits of the Lamon MistZero S, including its top-fill design, filtration system, and quiet operation.

Your browser does not support the video tag.

**Humidifiers Can Filter Too?:** A short video highlighting the filtration capabilities of the Lamon MistZero S humidifier.

### 3. SETUP INSTRUCTIONS

---

1. **Unpack the Humidifier:** Carefully remove all packaging materials and place the humidifier on a flat, stable surface.
2. **Install the Filter:** The high-polymer filter comes pre-installed. Ensure it is correctly seated in the water tank.
3. **Fill the Water Tank:** Remove the top cover. Pour clean water directly into the inner ring of the water tank up to the 'MAX' line indicated on the side. Replace the top cover securely.
4. **Connect Power:** Plug the power adapter into the humidifier's power port and then into a standard electrical outlet.
5. **Initial Power On:** The power button will flash. Press the power button on the touch panel or the remote control to turn on the humidifier.

### 4. OPERATING INSTRUCTIONS

---

The Lamon MistZero S features an intuitive touch panel and a convenient remote control for easy operation.

- **Power On/Off:** Press the **Power** button ( ) on the touch panel or remote to turn the unit on or off.
- **Adjust Humidity Level:** Press the **Humidity** button ( ) to cycle through desired humidity levels (e.g., 40% to 75%). The humidifier will automatically maintain the set level.
- **Change Fan Speed:** Press the **Fan Speed** button ( ) to select from three adjustable fan speeds (Low, Medium, High).
- **Activate Sleep Mode:** Press the **Sleep** button ( ) to enter quiet sleep mode. The display lights will dim, and the fan speed will reduce for minimal noise.
- **Set Timer:** Press the **Timer** button ( ) to set an automatic shut-off time (from 1 to 14 hours).
- **Aromatherapy Function:** Open the top-mounted aromatherapy compartment. Add a few drops of your preferred essential oil to the pad inside. Close the compartment. The fan will disperse the aroma with the humidified air.
- **UV Ionizer:** Press the **UV/Ionizer** button (☼) to activate or deactivate the UV light and negative ion function for enhanced air purification.

### 5. MAINTENANCE

---

Regular cleaning and maintenance ensure optimal performance and longevity of your humidifier.

- **Daily Cleaning:** Empty and rinse the water tank daily with fresh water. Wipe down the inside of the tank with a soft cloth.
- **Filter Cleaning:** The high-polymer filter can be washed under running tap water. Allow it to air-dry completely before reinserting. The smart air-drying function helps extend the filter's lifespan.
- **Deep Cleaning (Weekly/Bi-weekly):** For thorough cleaning, remove the top unit and the filter. Clean the water tank with a mild detergent and a soft brush. Rinse thoroughly to remove any residue.

- **Storage:** If storing the humidifier for an extended period, ensure the water tank and filter are completely dry to prevent mold growth.

## 6. TROUBLESHOOTING

If you encounter any issues with your Lamon MistZero S humidifier, please refer to the following common problems and solutions:

- **Humidifier Not Turning On:**

- Ensure the power adapter is securely plugged into both the humidifier and the electrical outlet.
- Check if the power button is pressed.

- **Fan Not Operating (but display is on):**

- This could indicate a motor issue. Try unplugging and re-plugging the unit.
- If the issue persists, contact customer service.

- **No Mist/Low Humidification:**

- Check if the water tank is empty and refill it.
- Ensure the filter is clean and properly saturated with water.
- Verify that the fan speed is set to an appropriate level.

- **Unusual Odor/Mold:**

- Clean the water tank and filter thoroughly as per maintenance instructions.
- Use filtered water to minimize mineral buildup.

- **Inaccurate Humidity Reading:**

- The onboard humidity sensor monitors the area directly at the humidifier. For whole-room accuracy, consider using external hygrometers.

For further assistance, please consult the detailed user manual or contact customer support.

## 7. SPECIFICATIONS

Feature	Detail
Brand	Lamon
Model Name	MistZero S
Capacity	4.5 Liters
Humidification Speed	400ml/h
Operation Mode	Evaporative
Floor Area Coverage	505 Square Feet

Special Features	Adjustable Humidity Control, Aroma Diffuser, Digital Display, Remote Control, Removable Tank, Timer, Water Level Window, UV Technology, Anion Technology, High-Polymer Filter, Quiet Sleep Mode
Product Dimensions	9.8"D x 9.8"W x 15"H
Item Weight	4 Pounds
Voltage	110 Volts (AC)
Wattage	9 watts

## 8. WARRANTY & SUPPORT

---

For any product inquiries, warranty information, or technical support, please contact Lamon customer service:

- **Email:** [service@lamoncare.com](mailto:service@lamoncare.com)
- **WhatsApp:** +1 (574) 350-3756