

VOYOR-HEALTH WF400

VOYOR-HEALTH WF400 Cordless Water Dental Flosser Instruction Manual

Model: WF400

1. PRODUCT OVERVIEW

The VOYOR-HEALTH WF400 Cordless Water Dental Flosser is designed to enhance your oral hygiene routine by providing powerful and effective cleaning. It utilizes a strong water pulse to remove food debris and plaque from between teeth and along the gumline, promoting gum health and fresh breath.

Key features include:

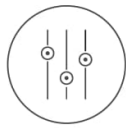
- **Powerful Water Pulse:** Delivers 1400-1800 water pulses per minute and 45-120 PSI water pressure for deep cleaning.
- **Multiple Modes & Nozzles:** Features 3 cleaning modes (Normal, Gentle, Pulse) and 4 interchangeable nozzles for various oral care needs.
- **Large Water Tank:** Equipped with a 250ml water tank for a single, complete cleaning session.
- **IPX7 Waterproof:** Allows for safe use in the shower.
- **Long-lasting Battery:** Provides up to 30 days of use on a single charge.
- **Ergonomic Design:** Comfortable grip and 360° rotatable nozzle for effective cleaning of hard-to-reach areas.

GENTLE YET POWERFUL CLEANING

Perfect addition to your daily oral routine



Powerful
Water Pulse




3 Pressure
Settings



4 Replaceable
Nozzles



250ml Large
Water Tank



Smart Memory
Mode



2 Minutes Auto
Timer



IPX7
Waterproof



Long-lasting
Battery Life



Image 1: VOYOR-HEALTH WF400 Water Flosser highlighting its key features including powerful water pulse, 3 pressure settings, 4 replaceable nozzles, 250ml water tank, smart memory mode, 2-minute auto timer, IPX7 waterproof rating, and long-lasting battery life.

2. WHAT'S IN THE BOX

Your VOYOR-HEALTH WF400 package includes:

- 1 x VOYOR-HEALTH WF400 Water Dental Flosser Unit
- 4 x Interchangeable Nozzles (2 Standard, 1 Tongue Cleaner, 1 Dental Plaque Tip)
- 1 x USB Charging Cable (Type-C)
- 1 x Instruction Manual

4 NOZZLES, 3 MULTIFUNCTIONAL USES

Meeting various oral care needs



Image 2: Close-up view of the four different nozzles included with the VOYOR-HEALTH WF400 Water Flosser: two ordinary high-pressure tips, one tongue cleaner tip, and one dental plaque tip.

3. SETUP

1. **Charge the Device:** Before first use, fully charge the water flosser using the provided USB Type-C cable. The charging indicator light will show charging status. A full charge can last up to 30 days.
2. **Attach Nozzle:** Select the desired nozzle. Insert the nozzle into the hole at the top of the flosser unit until it clicks into place. To remove, press the nozzle release button and pull the nozzle out.
3. **Fill Water Tank:** The 250ml water tank can be filled in two ways:
 - **Method 1 (Detachable Tank):** Detach the water tank from the main unit, fill it with water, and reattach.
 - **Method 2 (Top Fill):** Open the small cover on the top of the water tank and fill directly with water. Ensure the cover is securely closed after filling.



Image 3: An illustration of the VOYOR-HEALTH WF400 Water Flosser's ergonomic streamlined design, highlighting the 360° rotatable nozzle, nozzle release button, On/Off button, working mode selection button, working mode indicator light, charging indicator light, USB charging cable, Type-C charging port, 250ml water tank, and water tank cover.

4. OPERATING INSTRUCTIONS

1. **Power On/Off:** Press the On/Off button to turn the device on or off.
2. **Select Mode:** Press the mode selection button (M) to cycle through the 3 cleaning modes: Normal, Gentle, and Pulse. The indicator lights will show the selected mode.
3. **Flossing Technique:**
 - Place the nozzle in your mouth before turning on the device.
 - Direct the water jet flow at a 90-degree angle against your teeth and gums.
 - Move the nozzle slowly along the gumline and between teeth to remove debris and plaque.
 - The device has a 90-second auto-timer to prevent overflushing and extend equipment life.

3 PRESSURE MODES

More options for a variety of teeth cleaning needs



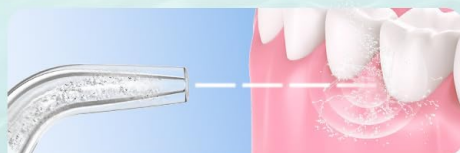
NORMAL MODE

Effective deep cleansing for daily use



SOFT MODE

Gentle cleansing for sensitive gums and beginners



PULSE MODE

Delivers short bursts of pulsating water and massages gums



Image 4: An illustration showing the three pressure modes of the VOYOR-HEALTH WF400 Water Flosser: Normal mode for effective deep cleansing, Soft mode for gentle cleaning for sensitive gums and beginners, and Pulse mode for short bursts of pulsating water and gum massage.

Official Product Video: WF400 Water Flosser Overview

Your browser does not support the video tag.

Video 1: This official product video from VOYOR-HEALTH provides a comprehensive overview of the WF400 Water Flosser, demonstrating its features, modes, and ease of use for achieving fresh breath and improved oral hygiene.

5. MODES AND NOZZLES

Cleaning Modes:

- **Normal Mode:** Provides a strong water stream for daily deep cleaning.
- **Gentle Mode:** Offers a softer water pressure, ideal for sensitive gums and first-time users.
- **Pulse Mode:** Delivers pulsating water for gum massage and improved blood circulation.

Nozzle Types:

- **Ordinary High-Pressure Tip (x2):** For general cleaning and targeting interdental spaces.

- **Tongue Cleaner Tip:** Designed to clean the coating and remove foul odor from the tongue.
- **Dental Plaque Tip:** Specialized for braces, implants, and bridges to clean stubborn plaque.

6. CHARGING AND BATTERY

The VOYOR-HEALTH WF400 is equipped with a long-lasting rechargeable battery. A full charge can power the device for up to 30 days of regular use. The device charges via a universal USB Type-C cable, allowing for convenient charging from various sources like adapters and power banks.

The charging indicator light on the unit will provide feedback on the battery status.



Image 5: The VOYOR-HEALTH WF400 Water Flosser connected to a USB-C charging cable, illustrating its strong battery life and 90-second auto timer feature.

7. MAINTENANCE

Regular cleaning and maintenance ensure optimal performance and longevity of your water flosser.

- **Cleaning the Unit:** Wipe the exterior of the unit with a soft, damp cloth. Do not immerse the main unit in water (though it is IPX7 waterproof, avoid prolonged submersion for cleaning).
- **Cleaning the Water Tank:** The detachable water tank can be easily removed and rinsed with warm water. For thorough cleaning, use a mild soap and rinse completely. Allow it to air dry.
- **Cleaning Nozzles:** Rinse nozzles under running water after each use. For deeper cleaning, soak them in a solution of 2 parts water to 1 part white vinegar for 5-10 minutes, then rinse thoroughly. Replace nozzles every 3 months or sooner if they show signs of wear.
- **Storage:** When not in use, ensure the unit is dry and store it in a cool, dry place away from direct sunlight.

8. TROUBLESHOOTING

- **No Water Flow:**

- Ensure the water tank is filled and properly attached.
- Check if the nozzle is securely inserted.
- Verify that the intake tube inside the tank is not blocked or bent.

- **Weak Water Pressure:**

- Check the selected mode; switch to Normal mode for stronger pressure.
- Ensure the battery is sufficiently charged.
- Clean the nozzle to remove any mineral deposits or blockages.

- **Device Not Turning On:**

- Ensure the device is fully charged.
- Press the On/Off button firmly.

9. SPECIFICATIONS

Feature	Specification
Model Number	WF400
Product Dimensions	4.06 x 2.95 x 9.69 inches
Item Weight	15.2 ounces
Power Source	Battery Powered (1 A battery included)
Water Tank Capacity	250ml
Water Pressure	45-120 PSI
Water Pulses	1400-1800 per minute
Waterproof Rating	IPX7
Special Feature	Portable

10. SAFETY INFORMATION

- Place the nozzle in your mouth before turning on the device.
- Direct the water jet flow at a 90-degree angle against your teeth and gums.
- Statements regarding dietary supplements have not been evaluated by the FDA and are not intended to diagnose, treat, cure, or prevent any disease or health condition.

11. WARRANTY AND SUPPORT

For any questions, concerns, or support regarding your VOYOR-HEALTH WF400 Water Dental Flosser, please refer to the contact information provided in your product packaging or visit the official VOYOR-HEALTH website. Please do not return the product to the place of purchase without first contacting customer service.

© 2026 VOYOR-HEALTH. All rights reserved.