

Timex TW4B295009J

Timex Men's Expedition Acadia 40mm Watch Instruction Manual

Model: TW4B295009J

INTRODUCTION

This manual provides essential instructions for the proper setup, operation, and maintenance of your Timex Men's Expedition Acadia 40mm Watch. Please read this guide thoroughly to ensure optimal performance and longevity of your timepiece.

SETUP

1. Setting the Time

1. Pull the crown (the small knob on the side of the watch case) out to position 2.
2. Turn the crown clockwise or counter-clockwise to move the hands to the correct time.
3. Push the crown back into position 1 to start the watch.

2. Setting the Date

1. Pull the crown out to position 1 (halfway).
2. Turn the crown clockwise or counter-clockwise until the correct date appears in the date window.
3. Push the crown back into its original position.

Note: To avoid damaging the movement, do not set the date between 9:00 PM and 3:00 AM. If the date needs adjustment during this period, first set the time outside this range, adjust the date, then reset the time.

3. Wearing the Fastwrap Strap

The Fastwrap strap is designed for easy and secure wearing. Simply wrap the strap around your wrist and secure it using the hook-and-loop closure. Ensure it is snug but comfortable.



Image: The Timex Expedition Acadia watch featuring its Fastwrap strap, shown from an angled perspective. The strap is designed for quick and easy adjustment.

OPERATING THE WATCH

INDIGLO® Night-Light

Your Timex Expedition Acadia watch features the INDIGLO® night-light for illumination in low-light conditions. To activate, press and hold the crown. The entire dial will illuminate. Release the crown to turn off the light.



Image: A direct front view of the Timex Expedition Acadia watch, showcasing its black dial, white numerals, and orange accents. The crown, used for setting and INDIGLO® activation, is visible on the right side of the case.

Water Resistance

This watch is water resistant up to 50 meters (164 feet). This means it is suitable for short periods of recreational swimming, but not for diving or snorkeling. Do not operate the crown or pushers when the watch is wet or submerged, as this can compromise the water resistance.

- **50m (5 ATM):** Suitable for recreational swimming in shallow water.
- **Avoid:** Hot water, steam, or chemical exposure, which can damage seals.

MAINTENANCE

Cleaning Your Watch

To clean your watch, wipe the case and crystal with a soft, damp cloth. For the Fastwrap strap, a mild soap solution and gentle scrubbing may be used, followed by thorough rinsing and air drying. Ensure the watch is completely dry before wearing.

Battery Replacement

The watch is powered by a Lithium Metal battery. When the battery needs replacement, it is recommended to take your watch to an authorized Timex service center or a qualified watch repair professional. This ensures proper battery installation and maintenance of water resistance.

Water Resistance Care

To maintain the water resistance of your watch, ensure the crown is always fully pushed in. Avoid exposing the watch to extreme temperature changes, as this can affect the seals. Water resistance is not a permanent feature and may need to be re-sealed periodically by a professional.

TROUBLESHOOTING

- **Watch Not Running:** Check if the crown is fully pushed in. If the watch still does not run, the battery may need replacement.
- **INDIGLO® Not Working:** Ensure the crown is pressed firmly. If it still does not illuminate, the battery may be low or depleted.
- **Condensation Inside Crystal:** This indicates a loss of water resistance. Seek professional service immediately to prevent further damage.

SPECIFICATIONS

| Feature | Detail |
|------------------|------------------------------------|
| Model Number | TW4B295009J |
| Case Diameter | 40mm |
| Strap Type | Fastwrap (8 inch black) |
| Dial Color | Black |
| Lens Material | Acrylic |
| Water Resistance | 50 meters (164 feet) |
| Special Features | INDIGLO® Night-Light |
| Battery Type | 1 Lithium Metal battery (included) |






WARRANTY AND SUPPORT


Your Timex watch is covered by a limited warranty. For detailed warranty information, service, or support, please refer to the official Timex website or contact Timex customer service. Keep your proof of purchase for warranty claims.

For further assistance, visit the [Timex Store on Amazon](#).

© 2024 Timex. All rights reserved.

Related Documents - TW4B295009J

| | |
|---|--|
|  | <p>Timex Watch User Manual and Features Guide</p> <p>Comprehensive guide for Timex watches, detailing features, operations, time/date setting, chronograph, alarm, timer, Indiglo light, water resistance, battery, warranty, and loss protection plan.</p> |
|  | <p>Timex W-225 Watch User Manual and Features Guide</p> <p>Comprehensive user guide for the Timex W-225 watch, detailing its compass, tide, thermometer functions, operation, maintenance, and safety information. Includes setup instructions and warranty details.</p> |
|  | <p>Руководство по эксплуатации часов Timex</p> <p>Подробное руководство по эксплуатации часов Timex, охватывающее настройку времени, использование хронографа, водонепроницаемость, регулировку браслета и функции подсветки INDIGLO® для различных механизмов Timex.</p> |
|  | <p>Timex Analog Watch User Manual - Features, Settings, and Care</p> <p>Comprehensive user guide for Timex Analog watches, covering setup, features like INDIGLO® Night-Light, water resistance, alarms, perpetual calendar, and maintenance. Available in multiple languages.</p> |
|  | <p>Timex Expedition North Slack Tide User Guide - Setup and Operation</p> <p>Official user guide for the Timex Expedition North Slack Tide watch, covering setup, time and date setting, tide cycle hand adjustment, water resistance, safety precautions, and warranty information.</p> |

| | |
|---|---|
|  | <p>Timex Expedition Digital Watch User Manual</p> <p>Comprehensive user manual for the Timex Expedition Digital watch, covering functions, basic operations, time and date settings, alarm, timer, chronograph, INDIGLO night-light, water resistance, and battery information.</p> |
|---|---|