

Manuals+

[Q & A](#) | [Deep Search](#) | [Upload](#)

manuals.plus /

- › [Headwolf](#) /
- › [Headwolf FPad3 Android Tablet User Manual](#)

Headwolf FPad 3

Headwolf FPad3 Android Tablet User Manual

Model: FPad 3

INTRODUCTION

Welcome to your new Headwolf FPad3 Android Tablet. This manual provides essential information for setting up, operating, maintaining, and troubleshooting your device. Please read it thoroughly to ensure proper use and to maximize your tablet's capabilities.

WHAT'S IN THE BOX

- 1 x Headwolf FPad3 Tablet
- 1 x Charger
- 1 x Type-C Cable
- 1 x Card Pin
- 1 x User Manual



Contents of the Headwolf FPad3 tablet package, including the tablet, charger, Type-C cable, card pin, and user manual, along with a diagram of the tablet's external features.

PRODUCT OVERVIEW

Familiarize yourself with the physical components and key features of your Headwolf FPad3 tablet.



An overview of the Headwolf FPad3 tablet's key features, including its T616 Octa-core CPU, 8.4-inch FHD screen, 8GB RAM + 128GB ROM, 5500mAh battery, 4G/5G WiFi, 13MP+8MP cameras, dual stereo speakers, Android 14 OS, Face Unlock, and Widevine L1 support.

External Components

- **3.5mm Headphone Jack:** For audio output.
- **TF/SIM Card Slot:** For expandable storage (TF card) and cellular connectivity (SIM card).
- **Rear Camera/Flash:** Main camera for photos and videos.
- **Volume Buttons:** Adjust audio volume.
- **Reset Button:** For system reset if needed.
- **Power Button:** To turn the device on/off or lock/unlock the screen.
- **Type-C Port:** For charging and data transfer.
- **Speakers:** For audio output.

SETUP

Initial Charging

Before first use, it is recommended to fully charge your tablet. Connect the provided Type-C cable to the tablet's Type-C port and the charger to a power outlet. The charging indicator will show the battery status.


Powering On/Off

- **To Power On:** Press and hold the **Power Button** until the Headwolf logo appears on the screen.
- **To Power Off:** Press and hold the **Power Button** until the power options menu appears, then select 'Power off'.
- **To Restart:** Press and hold the **Power Button** until the power options menu appears, then select 'Restart'.

Initial Configuration

Upon first power-on, the tablet will guide you through the initial setup process. Follow the on-screen prompts to:

- Select your preferred language.
- Connect to a Wi-Fi network.
- Sign in with your Google account (or create a new one).
- Set up security features such as a PIN, pattern, password, or Face Unlock.



An image demonstrating the Face Unlock feature, where the tablet scans the user's face for secure and convenient access.

OPERATING INSTRUCTIONS

Display and Widevine L1

The Headwolf FPad3 features an 8.4-inch FHD (1920x1200) IPS incell screen, providing clear and vibrant visuals. With Widevine L1 certification, the tablet supports high-definition video streaming from major platforms such as HBO, YouTube, Amazon Prime Video, Disney+, and Hulu. Please note that Netflix streaming is limited to 720p resolution.

Widevine L1 - Unfettered High-Definition Video Streaming

With Widevine L1 core protection support, you can freely stream and download video content from major streaming services on this tablet without restrictions. No more limits by region or quality - enjoy movies and shows on YouTube, Amazon Prime Video, and other apps at their original resolution. Experience cinema-grade visuals worthy of the screen



Visual representation of the 8.4-inch FHD IPS incell screen and its Widevine L1 support, highlighting compatibility with various streaming services like Netflix, Prime Video, Disney+, and Hulu.

Performance and Storage

The tablet is powered by the Unisoc T616 Octa-Core processor and Mali G57 GPU, ensuring smooth performance for various applications and games. It includes 8GB RAM (achieved via 4GB + 4GB expansion) and 128GB of internal storage (ROM). Storage can be expanded up to 2TB using a TF card (not included). UFS 2.2 flash memory technology facilitates fast data reading and file transfer.


Max 8GB RAM + 128GB ROM + 2TB Expandable

Featuring 4GB of RAM, this tablet intelligently allocates up to 4GB of additional virtual memory to perform 20% faster.

20%
SPEED BOOST

8GB RAM

4GB RAM



An illustration detailing the 8GB RAM (with 4GB expansion), 128GB ROM, and the option to expand storage up to 2TB using a TF card, along with a depiction of the SIM/TF card slot.

Connectivity


The Headwolf FPad3 supports Bluetooth 5.2 for connecting wireless accessories, 4G LTE for cellular data and calls, and 2.4/5GHz WiFi for high-speed internet access.

Camera Features


Capture high-quality photos and videos with the 13MP rear camera. The 8MP front camera is ideal for clear selfies and video calls.

Crystal Clear Selfies and Stunning Shots


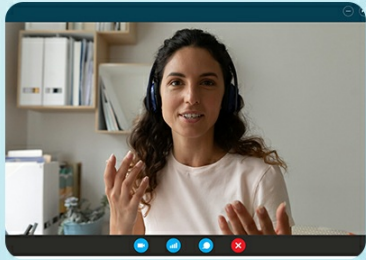


With its 8MP front camera and advanced 13MP rear shooter, this tablet puts powerful photography at your fingertips. The sharp 8MP front-facing lens ensures your selfies and video calls come through looking natural and detailed. And with its high-res 13MP rear camera with optical zoom, you can get up close and personal with distant subjects and scenes, capturing life's magic moments in magnificent clarity



8MP
Front Camera



13MP
Rear Camera



An image showcasing the 8MP front camera and 13MP rear camera capabilities of the Headwolf FPad3 tablet, including examples of photos taken and a diagram of the camera lens assembly.


Android 13 Operating System

The tablet operates on Android 13 and is GMS certified, allowing full access to the Google Play Store for downloading a wide range of applications. Android 13 offers various enhancements, including improved visual design, enhanced privacy protection, game optimization, and overall system stability.

Screenshots illustrating the Android 14 user interface (as depicted in the image, though the product is Android 13), highlighting features like system UI upgrade, game optimization, multi-tasking, stability enhancement, enhanced privacy protection, and Google Play access.

GPS and Navigation

The Headwolf FPad3 includes integrated GPS functionality, enabling accurate location services and navigation capabilities for travel and exploration.



An image depicting the tablet mounted in a car, displaying a map application, to illustrate its GPS navigation capabilities.

Screen Casting

Utilize the screen casting feature to effortlessly stream and display your tablet's content onto a larger screen, such as a TV or monitor, for an enhanced viewing experience of movies, games, and more.



A user casting the tablet's screen to a larger monitor, demonstrating the screen casting feature for an expanded viewing experience.

MAINTENANCE

Battery Care

The tablet is equipped with a 5500mAh cobalt lithium battery designed for extended usage. To prolong battery life and ensure optimal performance:


- Avoid exposing the tablet to extreme temperatures (very hot or very cold).
- Use only the provided charger and Type-C cable.
- For long-term storage, charge the battery to about 50% and store in a cool, dry place.

5500mAh Large Capacity Battery

Featuring a massive 5,500mAh battery with a 3.7V rating, you can enjoy up to 7-8 hours of continuous use on a single charge. Whether you're binge-watching shows and games or taking online classes and getting work done, this tablet is powered to keep you company



Charger Included



Type-C



3.5mm
Headphone Jack



5500
mAh

An image highlighting the 5500mAh large capacity battery of the Headwolf FPad3 tablet, along with icons for the included charger, Type-C cable, and 3.5mm headphone jack.

Cleaning

To clean the tablet's screen and body, use a soft, lint-free cloth. For stubborn smudges, slightly dampen the cloth with water. Avoid using abrasive cleaners, alcohol, or chemical solvents, as these can damage the device's finish.

TROUBLESHOOTING

Tablet Not Turning On

- Ensure the battery is sufficiently charged. Connect the charger and wait a few minutes before attempting to power on.
- Press and hold the Power button for at least 10-15 seconds to perform a forced restart.

Apps Crashing or Freezing

- Close any unnecessary background applications.
- Clear the cache of the problematic app: Go to Settings > Apps > [App Name] > Storage > Clear Cache.
- Restart the tablet.

Wi-Fi Connectivity Issues

- Verify that Wi-Fi is enabled in the tablet's Settings.
- Restart your Wi-Fi router.
- On the tablet, forget the Wi-Fi network (Settings > Network & internet > Internet > [Network Name] > Forget) and then reconnect.
- Ensure you are within range of the Wi-Fi signal.

SPECIFICATIONS


Feature	Value
Standing screen display size	8.4 Inches
Screen Resolution	1920 x 1200 pixels
Max Screen Resolution	1920*1200 Pixels
Processor	2 GHz (Unisoc T616 Octa-Core)
RAM	8 GB (4GB + 4GB expansion)
Flash Memory Size	128 GB
Expandable Storage	Up to 2TB via TF card (not included)
Card Description	Integrated
Wireless Type	802.11a/b/g/n (2.4/5GHz WiFi), Bluetooth 5.2, 4G LTE
Operating System	Android 13
Item Weight	13.1 ounces (317 grams)
Product Dimensions	10 x 3 x 6 inches (7.5 mm thickness)
Color	Black
Rear Webcam Resolution	13 MP
Front Webcam Resolution	8 MP
Battery	5500mAh Cobalt Lithium

WARRANTY AND SUPPORT

For detailed warranty information, technical support, and customer service inquiries, please refer to the official Headwolf website or contact customer service using the contact details provided in your original product packaging or purchase documentation. Keep your proof of purchase for warranty claims.



© 2024 Headwolf. All rights reserved.

	<p>Headwolf FPad User Guide</p> <p>User guide for the Headwolf FPad tablet, covering setup, features, network settings, troubleshooting, and safety information.</p>
	<p>Headwolf FPad User Guide: Setup, Features, and Troubleshooting</p> <p>Comprehensive user guide for the Headwolf FPad tablet, covering setup, battery and storage, network connectivity, software features, troubleshooting, and safety guidelines.</p>
	<p>HEADWOLF FPad 1 User Guide: Features, Specifications, and Troubleshooting</p> <p>Comprehensive user guide for the HEADWOLF FPad 1 tablet, covering battery and storage instructions, equipment overview, technical specifications, home screen customization, network setup, software installation, system settings, safety warnings, and troubleshooting tips.</p>
	<p>Binize CarPlay AI Box User Manual: Wireless CarPlay & Android Auto Guide</p> <p>Comprehensive user manual for the Binize CarPlay AI Box, detailing setup, features, specifications, and troubleshooting for wireless CarPlay and Android Auto integration in vehicles. Includes product information, connection guides, app downloads, FAQs, and warranty details.</p>
<p>User Manual</p>	<p>Clover G12 Tablet User Manual</p> <p>Comprehensive user manual for the Clover G12 tablet, covering safety warnings, technical specifications, hardware overview, initial setup, software features, camera usage, internet browsing, Google services, computer connectivity, factory settings, control panel options, product care, and troubleshooting.</p>
	<p>MS-ND91 User Guide - Tablet PC</p> <p>User guide for the MS-ND91 Tablet PC, covering safety instructions, product overview, and getting started information.</p>



[pdf] Warranty

FPad 3 5 JP Headwolf URL headwolf net A1c3mwmb06L
ref dp product quick view m media amazon images I |||
FPad 1. 2. GB=1000MB=1000*1000KB=1000*1000*1000B
GB=1024MB=1024*1024KB=1024*1024*1024B 1. 2. 3. Google 1: 2 2 10 WLAN VPN
WLAN 1. WLANWLANWLAN 1 SIMSIM VPN VPN VPN 1VPN 1. VPN 2.VPN
3.VPNConnectVPN 4.VPNV...
lang:en score:24 filesize: 1.61 M page_count: 10 document date: 2023-10-07



[SonarPen: Guida alla Compatibilità con Dispositivi Apple, Android, Windows, Chromebook e Nintendo Switch](#)

Scopri quali dispositivi Apple, Android, Windows, Chromebook e Nintendo Switch sono compatibili con SonarPen. Trova le informazioni necessarie per utilizzare la tua penna stylus su diverse piattaforme.

lang:it score:16 filesize: 938.5 K page_count: 24 document date: 2024-01-10



[SonarPen Device Compatibility Guide - Apple, Android, Windows, Chromebook, Nintendo Switch](#)

Comprehensive guide to SonarPen compatibility across Apple iOS/iPadOS, Android OS, Windows 10/11, Chromebook, and Nintendo Switch devices. Learn about required adapters and calibration for optimal performance.

lang:en score:16 filesize: 936.89 K page_count: 24 document date: 2024-01-10



[SonarPen Compatible Devices List](#)

A comprehensive list of devices compatible with SonarPen, including Apple, Android, and Nintendo Switch devices. Find the right SonarPen model for your device.
lang:de score:16 filesize: 941.43 K page_count: 24 document date: 2024-01-10



[SonarPen Compatible Devices: A Comprehensive Guide](#)

Discover which Apple, Android, Windows, and Chromebook devices are compatible with the SonarPen stylus. This guide lists supported models across numerous brands, ensuring you find the perfect match for your digital drawing and note-taking needs.
lang:es score:16 filesize: 939.47 K page_count: 24 document date: 2024-01-10



[SonarPen Compatible Devices Guide](#)

Discover the full range of devices compatible with SonarPen, including Apple, Android, and Windows devices. Learn how to connect and use your SonarPen for an enhanced digital art experience.
lang:fr score:16 filesize: 941.02 K page_count: 24 document date: 2024-01-10



FPad

User Guide
ユーザーガイド
Benutzerhandbuch
Руководство пользователя
Guide de l'utilisateur
사용자 가이드
Guía del usuario
Guida utente

[Headwolf FPad User Guide: Setup, Features, and Troubleshooting](#)

Comprehensive user guide for the Headwolf FPad tablet, covering setup, battery and storage, network connectivity, software features, troubleshooting, and safety guidelines.

lang:fr score:11 filesize: 8.01 M page_count: 18 document date: 2024-09-05