

Acer Acer Aspire 3

Acer Aspire 3 15.6" FHD Laptop User Manual

1. INTRODUCTION

This manual provides essential information for setting up, operating, and maintaining your Acer Aspire 3 15.6" FHD Laptop. Designed for practical multitasking and productivity, this laptop is equipped with an AMD Ryzen 3 7320U processor and AMD Radeon Graphics, running on Windows 11 Home in S Mode. Please read this guide thoroughly to ensure optimal performance and longevity of your device.

2. SETUP

2.1. Initial Power-On

To begin, connect the laptop to a power source using the provided AC adapter. Open the laptop lid and press the power button, typically located on the top-right of the keyboard or on the side. The laptop will initiate the boot process.

2.2. Windows 11 Home in S Mode Configuration

Follow the on-screen prompts to complete the initial setup of Windows 11 Home in S Mode. This includes selecting your region, connecting to a Wi-Fi network, and creating a user account. Windows 11 in S Mode is designed for security and performance, exclusively running apps from the Microsoft Store.

3. KEY FEATURES

3.1. Display

The Acer Aspire 3 features a 15.6-inch Full HD (1920 x 1080) display with a 60 Hz refresh rate and narrow bezels, providing clear and crisp visuals for various tasks.



Image: The laptop's 15.6-inch Full HD IPS display, highlighting its 1920x1080 resolution.

3.2. Processor & Graphics

Powered by a Quad-core AMD Ryzen 3 7320U processor with integrated AMD Radeon Graphics, the laptop is capable of handling everyday computing needs and multitasking efficiently.



Image: Close-up of the laptop's palm rest, showing the AMD Ryzen 3 7000 Series and AMD Radeon Graphics branding.

3.3. Memory & Storage

The laptop comes with 8GB of LPDDR5 RAM and a 256GB PCIe SSD, offering fast boot times and responsive performance. Note: The original seal may be opened for SSD upgrades, which come with a 1-year standard warranty.

3.4. Connectivity

Maintain a strong and consistent wireless signal with Wi-Fi 6 (802.11ax) and 2x2 MU-MIMO technology. The laptop also features a comprehensive selection of ports:

- 1 x USB Type-C Port (USB 3.2 Gen 2, up to 10 Gbps, DisplayPort over USB Type-C & USB Charging)
- 2 x USB 3.2 Gen 1 Ports
- 1 x HDMI 2.1 Port with HDCP support
- 1 x Headphone/Speaker/Line-Out Jack
- DC-in for AC adapter



Image: Side profile of the laptop, illustrating the available ports for external connections.




Maintain a strong, consistent wireless signal with Wi-Fi 6 (aka 802.11ax) and 2x2 MIMO technology.

Image: The Wi-Fi 6 Certified logo, emphasizing the laptop's advanced wireless capabilities.

3.5. Battery Life & Thermal Performance

The laptop is designed for extended use with good battery life. It also features improved thermals with an increased fan surface area, contributing to efficient operation and potentially longer battery duration.

Improved Thermals



With a 78% increase in fan surface area, enjoy an improved thermal system and an additional thermal capacity. Allowing for longer, more efficient work sessions while not plugged in.

Image: An internal view of the laptop's cooling system, illustrating the improved thermal design.

3.6. Physical Design

Weighing approximately 4 pounds and with dimensions of 14.29 x 9.35 x 0.74 inches, the Acer Aspire 3 is a lightweight and portable device.



Image: A full front view of the Acer Aspire 3 laptop, showcasing its overall design.

4. OPERATING INSTRUCTIONS

4.1. Keyboard and Touchpad

The laptop features a full-size keyboard with a numeric keypad for efficient data entry. The large touchpad provides smooth and responsive navigation. Utilize multi-touch gestures for enhanced control.

4.2. Camera and Microphone

The integrated camera supports 720p resolution for video calls and conferences. The microphone is suitable for general use, though for critical audio clarity in meetings, an external headset may be preferred.

5. MAINTENANCE

To ensure the longevity and optimal performance of your Acer Aspire 3 laptop, follow these general maintenance guidelines:

- Keep the laptop clean by regularly wiping the screen and keyboard with a soft, lint-free cloth.
- Ensure proper airflow by keeping the vents clear of obstructions.
- Regularly update your operating system and drivers to benefit from the latest security patches and performance improvements.
- Avoid exposing the laptop to extreme temperatures or direct sunlight.

6. TROUBLESHOOTING

If you encounter issues with your laptop, consider the following basic troubleshooting steps:

- **No Power:** Ensure the AC adapter is securely connected to both the laptop and a working power outlet.
- **Display Issues:** If the screen is blank, try adjusting the brightness settings or connecting an external monitor to check if the display is the issue.
- **Slow Performance:** Close unnecessary applications, check for background updates, or restart the laptop.
- **Audio Problems:** Verify volume settings, check headphone connections, and ensure drivers are up to date.
- **Connectivity Issues:** Restart your Wi-Fi router and the laptop. Ensure Wi-Fi is enabled on the device.

For more complex issues, refer to the official Acer support resources.

7. SPECIFICATIONS

Feature	Specification
Brand	Acer
Series	Acer Aspire 3
Screen Size	15.6 Inches



Feature	Specification
Max Screen Resolution	1920x1080 Pixels (FHD)
Processor	AMD Ryzen 3 7320U (Quad-core, 2.4GHz)
Graphics Coprocessor	AMD Radeon Graphics
RAM	8GB LPDDR5
Hard Drive	256 GB PCIe SSD
Operating System	Windows 11 Home in S Mode
Wireless Type	802.11ax (Wi-Fi 6)
USB Ports	1x USB Type-C (3.2 Gen 2), 2x USB 3.2 Gen 1
HDMI Port	1x HDMI 2.1
Item Weight	4 pounds
Product Dimensions	14.29 x 9.35 x 0.74 inches

8. WARRANTY AND SUPPORT

The upgraded SSD component of this laptop comes with a 1-year standard warranty. For detailed warranty information, technical support, driver downloads, and service inquiries, please visit the official Acer support website or contact their customer service.

For additional assistance, you may refer to the [Acer Store on Amazon](#).

Related Documents - Acer Aspire 3

	<p>Acer Aspire Lite Laptop - Specifications and Features</p> <p>Discover the Acer Aspire Lite laptop, a modern notebook designed for performance and portability. This document details its sleek metal-alloy design, narrow bezel display, AMD Ryzen processors, and comprehensive specifications.</p>
	<p>Acer Aspire 5742/5742G/5742Z/5742ZG Series Service Guide</p> <p>This service guide provides detailed technical information, system specifications, disassembly procedures, and troubleshooting steps for the Acer Aspire 5742, 5742G, 5742Z, and 5742ZG series laptops. It is intended for service professionals and covers hardware components, utilities, and repair guidance.</p>

<div><div>Aspire 6530 Series</div><div>Service Guide</div><div><div></div><div></div></div><div>PHOTO BY: [illegible]</div></div>	<p>Acer Aspire 6530 Series Service Guide</p> <p>Detailed service guide for the Acer Aspire 6530 Series laptop, covering system specifications, disassembly, troubleshooting, and FRU parts.</p>
<div><div>Acer</div><div>Aspire 5110/5100/3100 TravelMate 5510/5210 Extensa 5410/ 5010</div><div>Service Guide</div><div><div></div><div></div></div><div>PHOTO BY: [illegible]</div></div>	<p>Acer Aspire, TravelMate, and Extensa Series Service Guide</p> <p>Detailed service guide for Acer Aspire 5110/5100/3100, TravelMate 5510/5210, and Extensa 5410/5010 laptops, covering specifications, disassembly, troubleshooting, and parts.</p>
<div><div>Aspire 7736/7736Z/7336 Aspire 7540 Series</div><div>Service Guide</div><div><div></div><div></div></div><div>PHOTO BY: [illegible]</div></div>	<p>Acer Aspire 7736/7736Z/7336 and 7540 Series Service Guide</p> <p>Comprehensive service manual for Acer Aspire 7736, 7736Z, 7336, and 7540 series laptops. Covers system specifications, BIOS utilities, disassembly procedures, troubleshooting, connector locations, and FRU lists for maintenance and repair.</p>
<div><div>Hardware Specifications and Configurations</div><div><div>Features</div><div><div></div><div></div></div></div><div><div>Operating System</div><div><div></div><div></div></div></div><div><div>Platform</div><div><div></div><div></div></div></div><div><div>System Memory</div><div><div></div><div></div></div></div><div><div>Display</div><div><div></div><div></div></div></div><div><div>Graphics</div><div><div></div><div></div></div></div><div><div>Storage</div><div><div></div><div></div></div></div><div><div>Connectivity</div><div><div></div><div></div></div></div><div><div>Peripherals</div><div><div></div><div></div></div></div><div><div>Power</div><div><div></div><div></div></div></div><div><div>Security</div><div><div></div><div></div></div></div><div><div>Other</div><div><div></div><div></div></div></div></div> <div>PHOTO BY: [illegible]</div>	<p>Acer Laptop Hardware Specifications and Configurations</p> <p>Detailed hardware specifications and configuration information for Acer laptops, covering processors, memory, display, storage, connectivity, and more. Essential technical data for Acer Aspire models.</p>