

manuals.plus /

- › [Walker Edison](#) /
- › [Walker Edison Modern 1-Drawer Nightstand \(Model SPNB4CCA\) Instruction Manual](#)

Walker Edison SPNB4CCA

Walker Edison Modern 1-Drawer Nightstand (Model SPNB4CCA) Instruction Manual

Caramel Finish, 20 Inch

INTRODUCTION

Thank you for purchasing the Walker Edison Modern 1-Drawer Nightstand. This manual provides essential information for the proper assembly, operation, and maintenance of your new furniture. Please read all instructions carefully before beginning assembly and retain this manual for future reference.



Image: The Walker Edison Modern 1-Drawer Nightstand, showcasing its caramel finish, single drawer, and open cubby.

SAFETY INFORMATION

This product is designed for indoor use only. Ensure all parts are securely fastened before use. Do not exceed the maximum weight recommendation of 20 pounds for the top surface. Keep small parts and hardware away from children during assembly. Always lift the nightstand when moving it; do not drag to prevent damage to the legs or floor.

PACKAGE CONTENTS

Before assembly, verify that all components listed below are present and undamaged. If any parts are missing or damaged, please contact customer support.

- Nightstand components (wood panels, legs, drawer parts)
- Hardware packet (screws, dowels, cam locks, drawer pull)
- Assembly Instructions

ASSEMBLY INSTRUCTIONS

Assembly is required for this nightstand. It is recommended that one person performs the assembly. Please follow the included detailed assembly instructions and use the provided hardware packet. A cordless drill may expedite the process, but exercise caution to avoid overtightening screws.

The nightstand features a single drawer on smooth wood glides with dowel stops to prevent the drawer from pulling out completely. The open cubby provides additional storage or display space.



Image: The nightstand styled with a vase and books in the open cubby, and a lamp on the top surface.

Assembly Overview Video

Your browser does not support the video tag.

Video: An official overview of the Walker Edison Solid Wood Spindle 1-Drawer Nightstand, demonstrating its features like the smooth-gliding drawer and overall dimensions.

OPERATION

The nightstand features a single drawer and an open cubby. To open the drawer, gently pull the minimalist handle. The drawer is designed with internal stops to prevent it from being pulled out completely, enhancing safety and preventing accidental spills. The open cubby provides convenient access for items such as books,

electronics, or decorative pieces.

CARE AND MAINTENANCE

To maintain the appearance and longevity of your nightstand, follow these care instructions:

- **Cleaning:** Wipe with a dry cloth. Avoid abrasive cleaners or harsh chemicals that may damage the finish.
- **Spills:** Promptly blot any spills with a clean, dry cloth.
- **Sunlight:** Avoid prolonged exposure to direct sunlight to prevent fading or discoloration.
- **Heat:** Use coasters under hot items to protect the surface.
- **Inspection:** Periodically check all hardware and tighten if necessary to ensure stability.

TROUBLESHOOTING

If you encounter any issues with your nightstand, consider the following common solutions:

- **Wobbly or Unstable:** Ensure all screws and fasteners are securely tightened. Check that the nightstand is on a level surface.
- **Drawer Not Sliding Smoothly:** Inspect the drawer glides for any obstructions or debris. Ensure the drawer is properly aligned within its tracks.
- **Minor Scratches or Dents:** For minor imperfections, wood repair markers or furniture polish designed for the specific finish may be used.

For persistent issues, please refer to the customer support section.

SPECIFICATIONS

Feature	Detail
Brand	Walker Edison
Model Name	Modern
Model Number	SPNB4CCA
Color	Caramel
Product Dimensions (D x W x H)	15.88"D x 20"W x 20"H
Item Weight	18 Pounds
Maximum Weight Recommendation	20 Pounds
Material Type	Wood (Solid Pine Wood)
Number of Drawers	1
Product Care Instructions	Wipe with Dry Cloth
Assembly Required	Yes

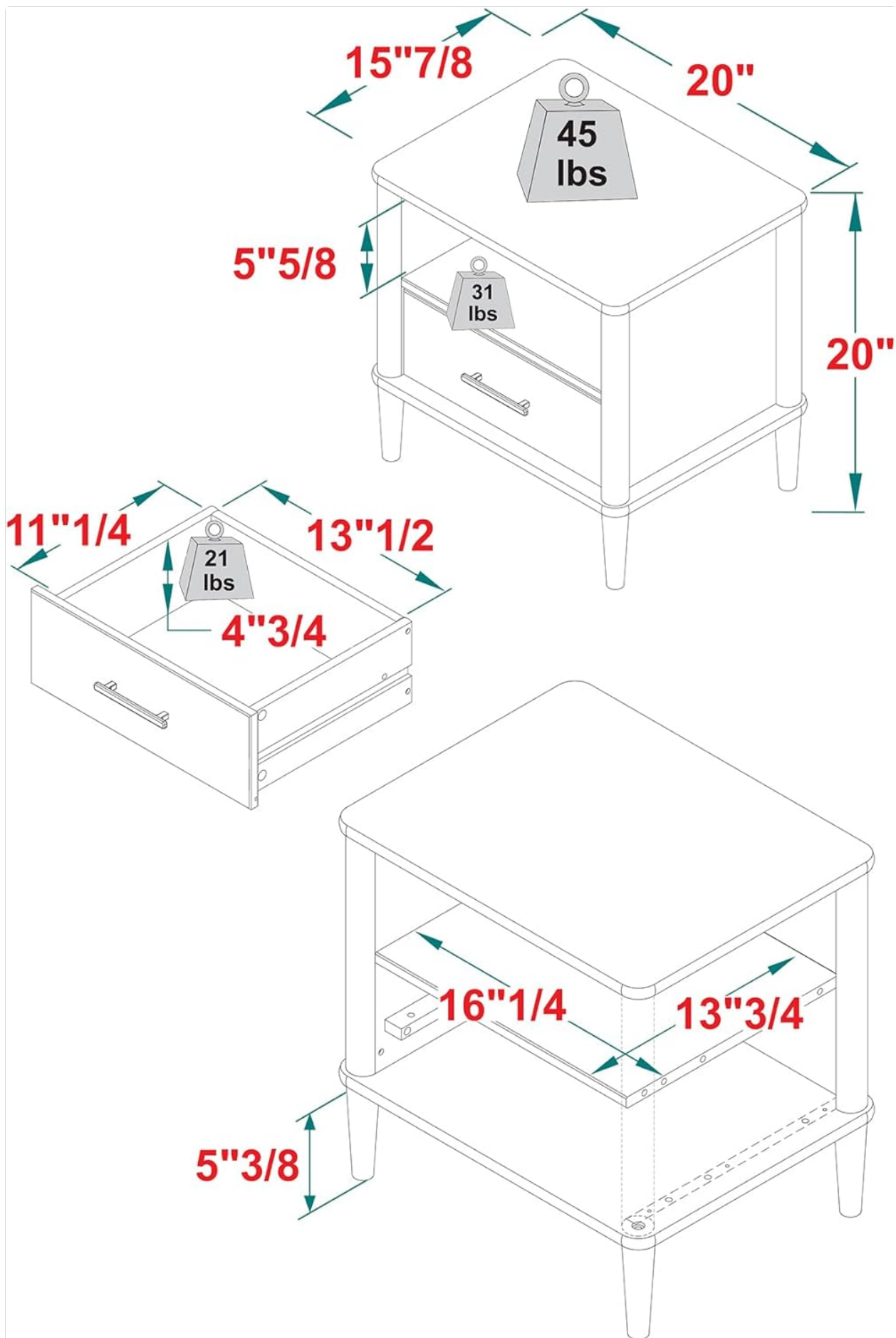


Image: Detailed dimensional diagram of the nightstand, illustrating its various measurements and weight capacities.




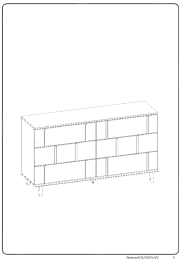
WARRANTY INFORMATION



For detailed warranty information regarding your Walker Edison Modern 1-Drawer Nightstand, please refer to the product description or the official Walker Edison store page. Warranty terms and conditions may vary.

CUSTOMER SUPPORT

If you require further assistance, have questions about assembly, or need to report missing/damaged parts, please visit the official Walker Edison store or contact their customer service directly.
Official Walker Edison Store: [Walker Edison on Amazon](#)

Related Documents - SPNB4CCA

	<p>Walker Edison FRAB4C Nightstand Assembly Instructions</p> <p>Detailed assembly instructions for the Walker Edison Mid-Century Modern 1-Drawer Nightstand (Model FRAB4C), including parts list, hardware list, and step-by-step guidance.</p>
	<p>20" Solid Wood 1 Drawer Nightstand Assembly Instructions</p> <p>Step-by-step assembly guide for the 20" Solid Wood 1 Drawer Nightstand, including parts list, hardware list, and important safety information. Learn how to assemble your new nightstand efficiently.</p>
	<p>Walker Edison BR3DBENNS 3-Drawer Nightstand Assembly Instructions</p> <p>Step-by-step assembly instructions for the Walker Edison BR3DBENNS 3-Drawer Elementary Nightstand, including parts list, hardware list, and maintenance guide.</p>
	<p>Walker Edison Bronx 6-Drawer Dresser Assembly Guide</p> <p>Comprehensive assembly guide for the Walker Edison Bronx 6-Drawer Dresser, featuring estimated assembly time, required tools, safety warnings, detailed step-by-step instructions, and parts lists for a successful setup.</p>

<div data-bbox="124 98 303 358"><p>Item: KOAD1D Assembly Instructions</p><p><small>WE</small> Please refer to the included parts list for the correct hardware and assembly order. To report a missing part, please contact us at info@walker-edison.com. Copyright © 2019, by Walker Edison Furniture Co., LLC. All rights reserved. P.1</p></div>	<p>Walker Edison KOAD1D Round Dining Table Assembly Instructions</p> <p>Step-by-step assembly instructions for the Walker Edison KOAD1D round dining table. Includes parts list, hardware list, and assembly guidelines.</p>
<div data-bbox="124 414 303 672"><p>6-Drawer Solid Wood Dresser</p><p><small>For Residential Use Only</small> Please refer to the included parts list for the correct hardware and assembly order. Copyright © 2019, by Walker Edison Furniture Co., LLC. All rights reserved. P.1</p></div>	<p>6-Drawer Solid Wood Dresser Assembly Instructions</p> <p>Detailed assembly guide for the Walker Edison 6-Drawer Solid Wood Dresser, including parts list, hardware, and step-by-step instructions for easy setup.</p>