

## Walker Edison LEEB4CBL

# Walker Edison Mid-Century Modern Solid Wood 2-Drawer Nightstand (Model LEEB4CBL) Instruction Manual

Brand: Walker Edison | Model: LEEB4CBL

## 1. PRODUCT OVERVIEW

This manual provides instructions for the assembly, use, and maintenance of your Walker Edison Mid-Century Modern Solid Wood 2-Drawer Nightstand. This nightstand features a minimalistic design with two drawers for storage, constructed from solid pine wood and powder-coated steel.



Image 1.1: Front view of the Walker Edison Mid-Century Modern Solid Wood 2-Drawer Nightstand in black.

## 2. SAFETY INFORMATION

---

Please read all safety information before assembly and use. This product is designed for indoor use only. Ensure all components are securely fastened before placing items on or in the nightstand. Do not exceed the maximum weight recommendation of 75 pounds for the top surface and 20 pounds per drawer.

## 3. ASSEMBLY INSTRUCTIONS

---

Your Walker Edison nightstand ships ready to assemble and includes a hardware packet and step-by-step instructions. It is recommended to assemble the unit on a soft, clean surface to prevent scratches. Ensure all parts are present before beginning assembly.

### 3.1. Included Components

- All necessary hardware

- Assembly instructions
- Solid pine wood panels
- Powder-coated steel components

### 3.2. Assembly Steps

Refer to the detailed step-by-step instructions provided in the hardware packet for specific assembly procedures. Ensure all screws and fasteners are tightened securely but do not overtighten.



Image 3.1: Dimensional diagram of the nightstand, indicating overall dimensions and weight capacities for the top surface (75 lbs) and each drawer (20 lbs).

The nightstand measures approximately 15 inches deep, 20.25 inches wide, and 22.75 inches high. The top surface can support up to 75 pounds, and each drawer can hold up to 20 pounds.



Image 3.2: Back view of the nightstand, illustrating the rear panel and structural elements for assembly reference.

## 4. OPERATING AND USAGE

---

This nightstand is designed for convenient storage next to a bed or as an accent piece. The two drawers operate on smooth glides, providing easy access to stored items. The gallery top design helps prevent items from rolling off the surface.



Image 4.1: The nightstand positioned in a bedroom, showcasing its functional design and how it complements a living space.



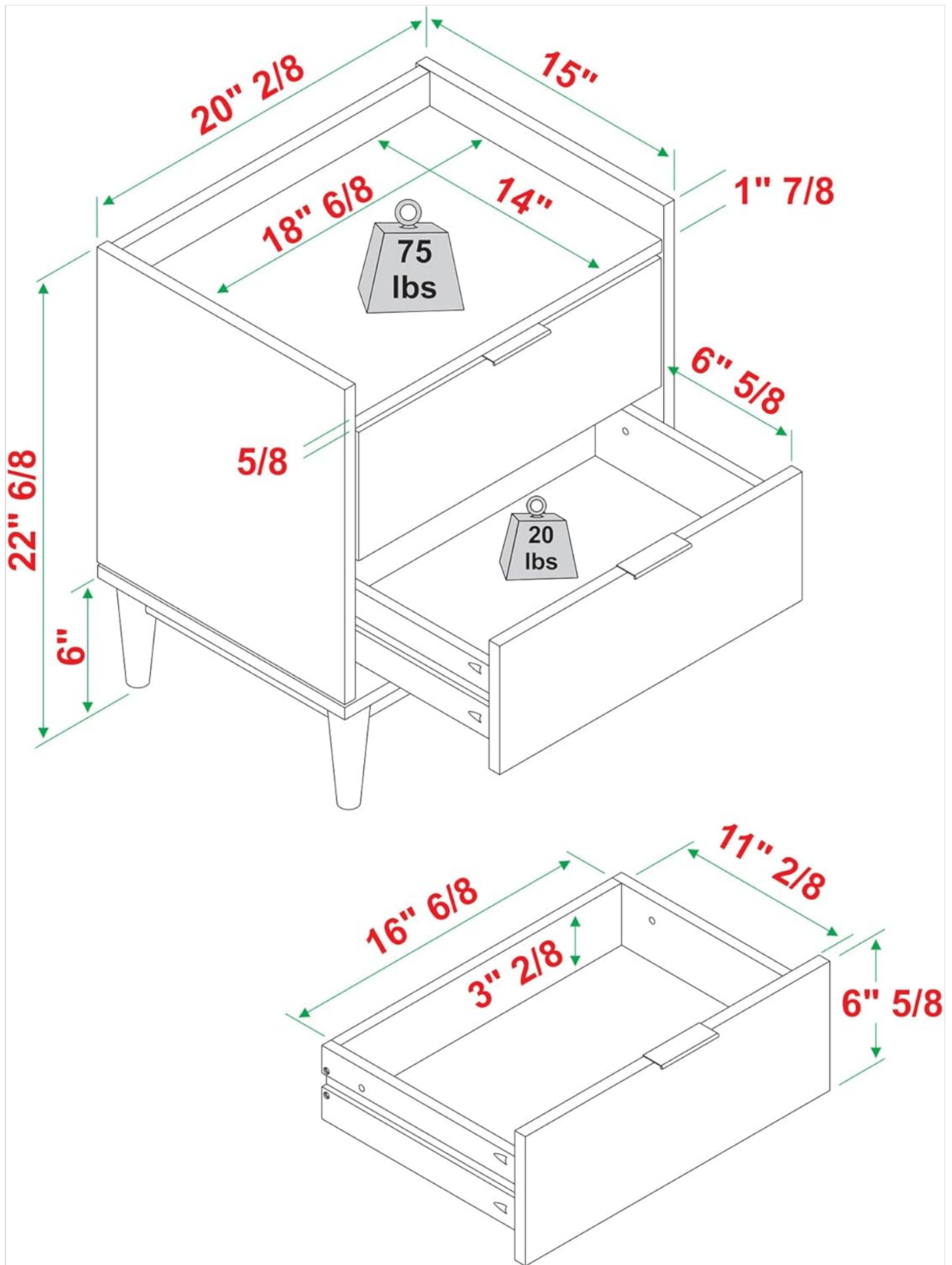


Image 4.2: A detailed view of the nightstand's tapered legs and the sturdy base construction.

## 5. MAINTENANCE AND CARE

To maintain the appearance and longevity of your nightstand, wipe it with a dry cloth regularly. Avoid using harsh chemicals or

abrasive cleaners, which can damage the finish. Protect the surface from excessive moisture and direct heat.



Image 5.1: A close-up showing the black wood grain texture of the nightstand's surface.

## 6. TROUBLESHOOTING

---

If you encounter issues with your nightstand, consider the following:

- **Missing or Damaged Parts:** If any parts are missing or damaged upon arrival, contact Walker Edison customer support for assistance.
- **Assembly Difficulties:** Double-check the step-by-step instructions provided. Ensure all components are oriented correctly and fasteners are aligned before tightening. Do not force parts together.
- **Wobbling or Instability:** Verify that all screws and connections are fully tightened. Ensure the nightstand is placed on a level surface.
- **Odor:** New furniture may have a slight odor. Allow the item to air out in a well-ventilated area for a few days if an odor is present.

## 7. SPECIFICATIONS



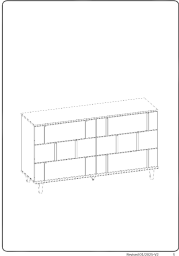


Feature	Detail
Brand	Walker Edison
Model Name	Mid-Century Modern
Model Number	LEEB4CBL
Product Dimensions (D x W x H)	15"D x 20.25"W x 22.75"H
Item Weight	21 Pounds
Maximum Weight Recommendation (Top)	75 Pounds
Maximum Weight Recommendation (Each Drawer)	20 Pounds
Color	Black
Material Type	Pine Wood, Powder-Coated Steel
Number of Drawers	2
Product Care Instructions	Wipe with Dry Cloth
Indoor/Outdoor Usage	Indoor
UPC	840357708996

## 8. WARRANTY AND SUPPORT

For warranty information and customer support, please refer to the product description or the official Walker Edison store page. You can visit the [Walker Edison Store](#) for additional resources and contact information.

### Related Documents - LEEB4CBL



<div data-bbox="124 98 303 353"><p>Item # : FRAB4C Assembly Instructions</p><p>Item # : FRAB4C Maintenance &amp; Repair</p></div> <div data-bbox="167 174 260 280"></div> <div data-bbox="156 302 300 353"><p>For Residential Use Only</p><p>Copyright © 2018, by Walker Edison Furniture Co., LLC. All rights reserved.</p></div>	<p><a href="#">Walker Edison FRAB4C Nightstand Assembly Instructions</a></p> <p>Detailed assembly instructions for the Walker Edison Mid-Century Modern 1-Drawer Nightstand (Model FRAB4C), including parts list, hardware list, and step-by-step guidance.</p>
<div data-bbox="124 629 303 884"><p>20" Solid Wood 1 Drawer Nightstand</p></div> <div data-bbox="167 723 260 840"></div> <div data-bbox="124 862 303 884"><p>For Residential Use Only</p><p>Walker Edison Co.</p></div>	<p><a href="#">20" Solid Wood 1 Drawer Nightstand Assembly Instructions</a></p> <p>Step-by-step assembly guide for the 20" Solid Wood 1 Drawer Nightstand, including parts list, hardware list, and important safety information. Learn how to assemble your new nightstand efficiently.</p>
<div data-bbox="124 945 303 1200"></div> <div data-bbox="247 1191 284 1200"><p>Walker Edison Co.</p></div>	<p><a href="#">Walker Edison Bronx 6-Drawer Dresser Assembly Guide</a></p> <p>Comprehensive assembly guide for the Walker Edison Bronx 6-Drawer Dresser, featuring estimated assembly time, required tools, safety warnings, detailed step-by-step instructions, and parts lists for a successful setup.</p>
<div data-bbox="124 1261 303 1516"><p>6-Drawer Solid Wood Dresser</p></div> <div data-bbox="140 1341 284 1447"></div> <div data-bbox="124 1494 303 1516"><p>For Residential Use Only</p><p>Walker Edison Co.</p></div>	<p><a href="#">6-Drawer Solid Wood Dresser Assembly Instructions</a></p> <p>Detailed assembly guide for the Walker Edison 6-Drawer Solid Wood Dresser, including parts list, hardware, and step-by-step instructions for easy setup.</p>
<div data-bbox="124 1576 303 1832"><p>Item # : BR3DBENNS Assembly Instructions</p></div> <div data-bbox="164 1632 263 1767"></div> <div data-bbox="124 1798 303 1832"><p>Walker Edison Copyright © 2018, by Walker Edison Furniture Co., LLC. All rights reserved.</p></div>	<p><a href="#">Walker Edison BR3DBENNS 3-Drawer Nightstand Assembly Instructions</a></p> <p>Step-by-step assembly instructions for the Walker Edison BR3DBENNS 3-Drawer Elementary Nightstand, including parts list, hardware list, and maintenance guide.</p>



[Walker Edison Isla 6 Drawer Solid Wood Dresser Assembly Guide](#)

Detailed assembly instructions and parts list for the Walker Edison Isla 6 Drawer Solid Wood Dresser. This guide helps users efficiently assemble their furniture with clear steps and safety tips.