

Blackview Blackview Active 8 Pro

Blackview Active 8 Pro Rugged Tablet User Manual

Model: Blackview Active 8 Pro

1. INTRODUCTION

Thank you for choosing the Blackview Active 8 Pro Rugged Tablet. This device is engineered for durability and high performance, featuring a robust design, a powerful processor, and an extended battery life. This manual provides essential information for setting up, operating, maintaining, and troubleshooting your tablet to ensure optimal performance and longevity.



Figure 1.1: Blackview Active 8 Pro Rugged Tablet, showcasing its front display and the ruggedized back panel with camera module.

2. PACKAGE CONTENTS

Please check the package contents upon unboxing. If any items are missing or damaged, contact your retailer or Blackview support.

- Blackview Active 8 Pro Rugged Tablet
- Power Adapter
- USB-C Cable
- SIM Eject Tool
- Quick Start Guide
- 1* 4G LTE SIM Card (as specified in product details)

3. PRODUCT FEATURES & COMPONENTS

The Blackview Active 8 Pro is designed with advanced features for demanding environments and high-performance computing.

3.1. Rugged Durability

The tablet is built to withstand harsh conditions, meeting MIL-STD-810H standards for drops, shocks, and extreme temperatures. It also features IP68 and IP69K ratings for water and dust resistance, and is protected by Tough CORNING® GORILLA® GLASS 5.

Built to Withstand Anything Nature Throws Your Way

MIL-SPEC Upgrading from 810G to 810H

With the latest revision of MIL-STD-810H, Active 8 Pro has been upgraded by Blackview to offer unparalleled protection against harsh environments such as water, dust, and drops. With the peace of mind and confidence to tackle any challenge, this device can be relied on in any condition.



Figure 3.1: The Blackview Active 8 Pro is engineered to endure challenging environments, including impacts and exposure to elements.

3.2. Extended Battery Life

Equipped with a massive 22000mAh solid-state battery, the Active 8 Pro offers exceptional endurance, providing up to 1440 hours of standby time. This ensures prolonged usage without frequent recharging, ideal for outdoor or extended

work sessions.

Keep Going Stronger With Endless Power

Up to 1440-hour Standby

Say goodbye to battery anxiety with Blackview Active 8 Pro's gigantic 22000mAh four-cell solid-state battery. With up to 1080 hours of standby time, you can explore the outdoors for months without worrying about running out of juice. Keep your journey and work going strong with uninterrupted productivity and entertainment.



Figure 3.2: The tablet's internal structure highlighting its high-capacity 22000mAh battery, designed for extended use.

3.3. Immersive Display

Experience stunning visuals on the 10.36-inch 2.4K Ultra-large Display with a resolution of 1920x1080. This high-resolution screen provides clarity and vibrant colors for all your viewing needs, from work to entertainment.

See Every Detail Come to Life

10.36-inch 2.4K Ultra-large Display

See everything in stunning clarity with Active 8 Pro's 10.36-inch FHD+ display and 2.4K resolution. Whether you're working, streaming, or gaming, you'll appreciate the clarity and color accuracy of this top-of-the-line screen.



Figure 3.3: The tablet's 10.36-inch display showcasing its 2.4K resolution with vivid imagery.

3.4. Powerful Performance

The Active 8 Pro is powered by a 6nm Octa-core MediaTek Helio G99 processor, coupled with 16GB of RAM and 256GB of internal storage (expandable up to 1TB). This configuration ensures smooth multitasking, fast app loading, and efficient performance for demanding applications and games.

Always Ready For Action

6nm Octa-core MediaTek Helio G99

Enjoy lightning-fast performance and smooth multitasking with octa-core 6nm MediaTek Helio G99 chipset of Active 8 Pro. Bolstered by the capable Arm Mali-G57-class GPU and up to 16GB RAM, Active 8 Pro makes everything you do twice as convenient, whether you're working, studying, or gaming.



Figure 3.4: Visual representation of the MediaTek Helio G99 processor, highlighting its role in the tablet's performance.

3.5. Superior Audio

Enjoy rich, immersive sound with Harman AudioEFX, featuring Quad smart-PA BOX Harman Kardon speakers. This audio system delivers exquisite and crisp high-end sound quality, enhancing your multimedia experience.

Surround Yourself with Stereo Bliss Sound By Harman AudioEFX

Delight in true immersive audio with Harman Kardon's sound. Blackview collaborated with experts to enhance the acoustic effects of Quad smart-PA BOX Harman Kardon speakers, providing exquisite and crisp high-end sound quality. The surround stereo sound of Active 8 Pro will immerse you further when watching movies and allow you to forget your surroundings while listening to your favorite playlist.




Figure 3.5: Internal view illustrating the placement of the Harman Kardon speakers for enhanced audio output.

3.6. Camera System

Capture moments with the 48 MP rear camera, designed to deliver clear and detailed photos.

3.7. Connectivity

The tablet supports 4G LTE for cellular data and 802.11n Wi-Fi for wireless internet access, ensuring you stay connected wherever you are.



Figure 3.6: A comprehensive overview of the Blackview Active 8 Pro's key features, including its display, battery, processor, and rugged design elements.

4. SETUP

4.1. Charging the Tablet

Before first use, fully charge the tablet. Connect the USB-C cable to the tablet's charging port and the other end to the power adapter. Plug the adapter into a wall outlet. The charging indicator will show the charging status.

4.2. Inserting SIM and SD Cards

Locate the SIM/SD card tray on the side of the tablet. Use the provided SIM eject tool to open the tray. Carefully place your 4G LTE SIM card and/or a microSD card (up to 1TB, not included) into the designated slots. Ensure the cards are correctly oriented as indicated on the tray. Gently push the tray back into the tablet until it clicks into place.

4.3. Initial Power On and Setup

Press and hold the Power button until the Blackview logo appears. Follow the on-screen instructions to complete the initial setup, which includes selecting your language, connecting to a Wi-Fi network, setting up your Google account, and configuring security options.

5. OPERATING THE TABLET

5.1. Power On/Off and Restart

- **Power On:** Press and hold the Power button until the screen lights up.
- **Power Off:** Press and hold the Power button until a menu appears, then select "Power off".
- **Restart:** Press and hold the Power button until a menu appears, then select "Restart".

5.2. Screen Navigation

The tablet uses a touch-sensitive display. Use gestures such as tapping, swiping, pinching, and spreading to navigate the interface, open apps, scroll through content, and zoom in/out.

5.3. Volume Control

Use the Volume Up and Volume Down buttons located on the side of the tablet to adjust the audio output level for media, calls, and notifications.

5.4. Camera Usage

Open the Camera application from the home screen or app drawer. Tap the shutter button to take photos or switch to video mode to record videos. Use the on-screen controls to adjust settings like flash, zoom, and camera mode.

5.5. Connecting to Wi-Fi and Bluetooth

Access the Settings menu, then navigate to 'Network & internet' for Wi-Fi or 'Connected devices' for Bluetooth. Turn on the respective feature and select the desired network or device to connect.

6. MAINTENANCE & CARE

To ensure the longevity and optimal performance of your Blackview Active 8 Pro, follow these maintenance guidelines:

- **Cleaning:** Use a soft, lint-free cloth to clean the screen and body. For stubborn marks, slightly dampen the cloth with water or a screen cleaner. Avoid harsh chemicals or abrasive materials.
- **Water and Dust Resistance:** While the tablet is IP68/IP69K rated, ensure all port covers are securely closed before exposing it to water or dust. Do not intentionally submerge the device in water beyond specified depths or durations.
- **Battery Care:** Avoid extreme temperatures when charging or using the tablet. Do not let the battery completely drain frequently. For long-term storage, charge the battery to around 50-60%.
- **Temperature:** Operate the tablet within its specified temperature range (typically -40°C to +60°C). Avoid prolonged exposure to direct sunlight or extremely cold environments.
- **Storage:** Store the tablet in a cool, dry place away from direct sunlight and corrosive materials.

7. TROUBLESHOOTING

If you encounter issues with your tablet, refer to the following common problems and solutions:

- **Tablet will not turn on:**
 - Ensure the battery is charged. Connect the charger and wait a few minutes before attempting to power on.
 - Press and hold the Power button for at least 10-15 seconds to force a restart.
- **Screen is unresponsive:**
 - Restart the tablet.
 - If the issue persists, perform a factory reset (data will be lost, back up important files first).
- **Wi-Fi connection issues:**
 - Ensure Wi-Fi is enabled in settings.
 - Restart your Wi-Fi router.
 - Forget the network in tablet settings and reconnect.
 - Check if other devices can connect to the same Wi-Fi network.
- **Battery drains quickly:**
 - Reduce screen brightness.
 - Close unused applications running in the background.
 - Disable Wi-Fi, Bluetooth, or GPS when not in use.
 - Check for power-intensive apps in battery usage settings.
- **Apps crashing or freezing:**
 - Clear the cache and data of the problematic app in Settings > Apps.
 - Update the app to its latest version.
 - If the issue continues, uninstall and reinstall the app.
- **Tablet is slow:**
 - Close unnecessary background apps.
 - Clear cached data regularly.
 - Ensure sufficient storage space is available.
 - Consider a factory reset if performance significantly degrades over time.

For persistent issues not covered here, please contact Blackview customer support.

8. TECHNICAL SPECIFICATIONS

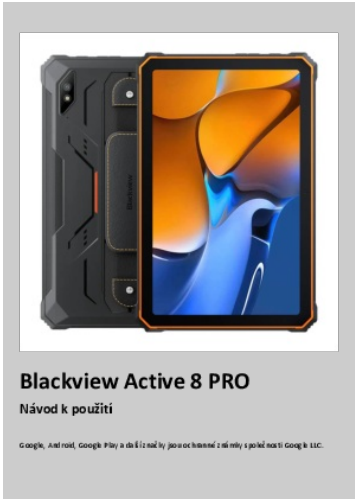
Feature	Specification
Model Name	Blackview Active 8 Pro
Operating System	Android 14
Display Size	10.36 inches
Screen Resolution	1920 x 1080 (2.4K)
Processor	MediaTek Helio G99 (Octa-core)
RAM	16 GB
Internal Storage	256 GB
Expandable Storage	Up to 1 TB (microSD)

Feature	Specification
Rear Camera	48 MP
Battery Capacity	22000 mAh (Lithium Ion)
Wireless Connectivity	802.11n Wi-Fi, 4G LTE
Dimensions (LxWxH)	10 x 6 x 5 inches
Item Weight	3.39 pounds
Ruggedness	MIL-STD-810H, IP68 & IP69K Waterproofness, CORNING® GORILLA® GLASS 5
Audio	Harman AudioEFX, Quad smart-PA BOX Harman Kardon speakers

9. WARRANTY & SUPPORT

Blackview products come with a standard manufacturer's warranty. Please refer to the warranty card included in your package or visit the official Blackview website for detailed warranty terms and conditions. For technical support, product inquiries, or service requests, please contact Blackview customer support through their official channels.

Official Blackview Website: www.blackview.com




[Blackview Active 8 PRO User Manual](#)

User manual for the Blackview Active 8 PRO tablet, covering setup, important safety instructions, device controls, SIM card insertion, powering on/off, making calls, sending messages, battery disposal, charging, and declaration of conformity.
lang:hr score:38 filesize: 250.03 K page_count: 4 document date: 2025-06-20

BLACKVIEW Active 8 Pro 4G Tablet

256 GB 10.3", Μαύρο/Πορτοκαλί



SKU: IT70214

€379,90

Specifications

- 0
 - Οθόνι
 - 1
 - Μέγεθος: 10,36" Τόπος: IPS LCD Ανάλυση: FHD + 2000 x 1200 px, 225 rpi
 - Ρυθμός Αναστροφής: 90 Hz Πίνακας Αφής: Πολυαφής, 10 σημείων, Incell (FT8203-AA IC) Φωτεινότητα: ≥ 400 cd/m² Γυαλί Οθόνης: Corning Gorilla Glass 5
- 1
 - Πλατφόρμα
 - 1
 - Λειτουργικό Σύστημα: DoreOS_P 3.0 βασισμένο σε Android 14 Επεξεργαστής: MediaTek Helio G99 (MT6789) Ταχύτητα CPU: 2 x Cortex-A76 @ 2.2 GHz + 6 x

ACTIVE 8 PRO

Écran 10.36" FHD+
Charge rapide 33W
Batterie 22 000 mAh
256 Go de ROM + 8 Go de RAM
Processeur MediaTek Helio G99
Appareil photo arrière 48 MP



[\[pdf\]](#) Specifications

[\[pdf\]](#)

[\[pdf\]](#) Dimension Guide




[pdf]

Tab8 0505 Tab 10 Series Trovaprezzi Scopri tutte le offerte per Blackview Active 8 Pro 256GB · 5G o cerca il tuo prodotto tra migliori di Tablet Page 2 Safety In order to ensure blackview active pro 256gb 5g trovaprezzi.it manuali |||

Questo manuale d istruzione fornito da trovaprezzi.it. Scopri tutte le offerte per **Blackview Active 8 Pro** 256GB 5G o cerca il tuo prodotto tra le migliori offerte di Tablet Questo manuale d istruzione fornito da trovaprezzi.it. Scopri tutte le offerte per Blackview Tab 10 64GB 4G o cerca il tuo pr...

lang:en score:26 filesize: 5.74 M page_count: 10 document date: 2021-06-03



[pdf] Test Report

Measurement Report Kent S23081004401010 GPS 2.4GHz Index of BLACKVIEW BG Tablets Active 8 Pro files asbis |||

RADIO TEST REPORT ETSI EN 303 413 V1.2.1 2021-04 Product Tablet PC Trade Mark Blackview Model Name ... port No.: S23081004401010 Equipment Trade Mark Model Name Family Model Model Difference Tablet PC **Blackview Active 8 Pro** N/A N/A Product Description Operation Frequency: 1.57542GHz Modulation Typ...

lang:en score:21 filesize: 1.19 M page_count: 19 document date: 2023-09-15




[pdf] Declaration of Conformity

Tom Zhang EUDECLARATIONOFCONFORMITY ReferencedStandards Article3 2Radio ETSIEN301511V12 5 1 2017 03 ETSIEN301908 1V13 2019 11 2V13 2020 06 13V13 Blackview Active 8 Pro Tablets DoC 20240116011752102 d2kbvjszk9d5In cloudfront net yshop upload txt |||

Shenzhen DOKE Electronic Co.,Ltd. EU DECLARATION OF CONFORMITY in accordance with Annex VI of Directive 2014/53/EU of the European Parliament and of the Council 1. For the following Radio equipment: Tablet PC Product name / Number s : Tablet PC / Active 8 Pro Tradename or Brand: Blackview Software:...

lang:en score:21 filesize: 222.76 K page_count: 2 document date: 2024-01-15




[\[pdf\]](#) Test Report

Measurement Report Kent S23081004401007 3G â-2ç¾4ç« Index of BLACKVIEW BG Tablets Active 8 Pro files asbis |||

RADIO TEST REPORT ETSI EN 301 908-1 V13.1.1 2019-11 ETSI EN 301 908-2 V13.1.1 2020-06 Product Ta ... Card: Power Class: Antenna Description: Adapter Battery Rating Hard Ware Version Soft Ware Version **Blackview Active 8 Pro** N/A N/A WCDMA Band 2100MHz WCDMA Band 1900MHz WCDMA Band 850MHz WCDMA B...

lang:en **score:19** filesize: 1.43 M page_count: 22 document date: 2023-09-15




[\[pdf\]](#) Test Report

Measurement Report Kent S23081004401011 NFC â-2ç¾4ç« Index of BLACKVIEW BG Tablets Active 8 Pro files asbis |||

RADIO TEST REPORT ETSI EN 300 330 V2.1.1 2017-02 Product Tablet PC Trade Mark Blackview Model Name Active 8 Pro Family Model N/A Report No. S23081004401011 Prepared for DOKE COMMUNICATION HK LIMITED RM 1902 EASEY COMM BLDG 253-261 HENNESSY ROAD WANCHAI HK CHINA Prepared by Shenzhen NTEK Testing ...

lang:en **score:19** filesize: 1.61 M page_count: 29 document date: 2023-09-15




[\[pdf\]](#) Test Report

Measurement Report Kent radio test report etsi en 301 511 v12 5 1 2017 03 il y a 2 jours — Input 100 240V~50 60Hz 0 8A Output PD 0V 3 0A 15 0W or 9 27 12 5A 30 20 PPS 3V 11 S23081004401006 2G files asbis BLACKVIEW BG Tablets Active 8 Pro |||

RADIO TEST REPORT ETSI EN 301 511 V12.5.1 2017-03 Product Tablet PC Trade Mark Blackview Model Nam ... DESCRIPTION OF EUT Equipment : Tablet PC Trade Mark: Model Name: Family Model Model Difference **Blackview Active 8 Pro** N/A N/A Support Band: Release Version: GPRS Class: Frequency Bands: Modulati...


lang:en **score:18** filesize: 1.46 M page_count: 18 document date: 2023-09-15



[\[pdf\]](#) Test Report

Measurement Report Kent S23081004401005 WIFI 5 8G 蓝牙 Index of BLACKVIEW BG Tablets Active 8 Pro files asbis |||


RADIO TEST REPORT ETSI EN 300 440 V2.2.1 2018-07 Product Tablet PC Trade Mark Blackview Model Name ... port No.: S23081004401005 Equipment Trade Mark Model Name Family Model Model Difference Tablet PC **Blackview Active 8 Pro** N/A N/A Product Description Receiver category Channel List Adapter Battery R...
lang:en score:15 filesize: 6.43 M page_count: 82 document date: 2023-09-15



[\[pdf\]](#) Test Report

Measurement Report Kent Test DOKE COMMUNICATION HK LIMITED ACTIVE8PRO Tablet 2A7DX 2A7DXACTIVE8PRO active8pro

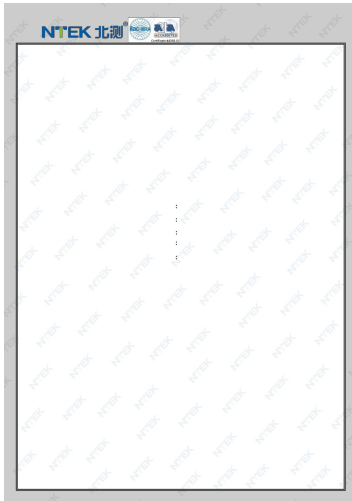
Report No.: S24050904103007 FCC Test Report FCC ID: 2A7DX-ACTIVE8PRO
Product: Tablet PC Trade Mark: ... port No.: S24050904103007 Equipment Trade Mark Model Name Family Model Model Difference Tablet PC **Blackview Active 8 Pro** N/A N/A Connecting I/O port: Type-C USB, Earphone Product Description Adapt...
lang:en score:15 filesize: 1.01 M page_count: 19 document date: 2024-08-02



[\[pdf\]](#) Test Report

Measurement Report Kent S23081004401002 BLE 蓝牙 Index of BLACKVIEW BG Tablets Active 8 Pro files asbis |||

RADIO TEST REPORT ETSI EN 300 328 V2.2.2 2019-07 Product Tablet PC Trade Mark Blackview Model Name ... NERAL DESCRIPTION OF EUT Equipment Trade Mark Model Name. Family Model Model Difference Tablet PC **Blackview Active 8 Pro** N/A N/A The EUT is Tablet PC Operation Frequency: 2402-2480 MHz Modulation T...
lang:en score:15 filesize: 3.4 M page_count: 78 document date: 2023-09-15



[\[pdf\]](#) SAR Rating

Measurement Report Kent S23081004402001 SAR W/kg Index of BLACKVIEW BG Tablets Active 8 Pro files asbis |||

Page 1 of 177 Report No.: S23081004402001 CE SAR EVALUATION REPORT In accordance with the requirem ... ase Exposure Category Antenna Type Battery Information Hardware Version Software Version Tablet PC **Blackview Active 8 Pro** N/A N/A Identical Prototype General population / Uncontrolled environment PIF... lang:en **score:12** filesize: 12.42 M page_count: 177 document date: 2023-09-15



[\[pdf\]](#) Test Report

Measurement Report Kent S23081004401008 4G W/kg Index of BLACKVIEW BG Tablets Active 8 Pro files asbis |||

RADIO TEST REPORT ETSI EN 301 908-1 V13.1.1 2019-11 ETSI EN 301 908-13 V13.1.1 2019-11 Product T ... r Class: Modulation Mode: SIM Card: Adapter Battery Rating Antenna: Antenna Gain: Hardware Version **Blackview Active 8 Pro** N/A N/A E-UTRA FDD I, III, VII, VIII, XX, XXVIII E-UTRA TDD XXXIV, XXXVIII, X... lang:en **score:10** filesize: 5.68 M page_count: 175 document date: 2023-09-15