

Protmex S42

Protmex S42 Wireless Earbuds User Manual

Model: S42

INTRODUCTION

Welcome to the user manual for your Protmex S42 Wireless Earbuds. These earbuds are designed to provide a superior audio experience with advanced features such as Bluetooth 5.3 connectivity, Environmental Noise Cancellation (ENC) for clear calls, IPX7 water resistance, and an extended battery life of up to 56 hours with the charging case. Please read this manual carefully to ensure proper use and maintenance of your device.

PACKAGE CONTENTS

Please check the package contents to ensure all items are present:

- 2 x Protmex S42 Wireless Earbuds (Left and Right)
- 1 x Charging Case
- 3 x Pairs of Eartips (Small, Medium, Large)
- 1 x USB-C Charging Cable
- 1 x User Manual

PRODUCT OVERVIEW

Familiarize yourself with the components and key features of your Protmex S42 Wireless Earbuds.



Protmex S42 Wireless Earbuds in their charging case, displaying the LED battery indicator for both earbuds and the case.

Digital Power Display

300mAH battery capacity of the charging case enables earbuds to keep up with your rhythm all day long



Der Rest
Macht der
Ladekoffer.



Digitale Macht
Anzeige von Ohrstöpseln



6-8 Stunden Musik
Zeit pro Ladung



Bis zu 30 Stunden
Spielzeit aufladen
durch Ladekoffer

Digital LED display on the charging case showing battery levels for the case and individual earbuds, indicating the 300mAh battery capacity.

High-quality Sound
10mm loud speaker
Vibrating bass and clear vocals



Diagram illustrating the 10mm speaker driver for high-quality sound and deep bass, highlighting the advanced audio technology.



Overview of earbud features including digital power display, smart-touch control, charging case, and stable connection.




Image of a woman wearing the earbuds, highlighting their secure and comfortable fit, sound quality, and lightweight design.

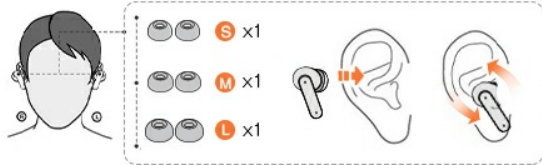
SETUP

Initial Charging

Before first use, fully charge the earbuds and the charging case. Connect the USB-C charging cable to the charging port on the case and a 5V power adapter. The LED display on the case will show the charging progress. Earbuds fully charge in approximately 1 hour, providing 8 hours of playtime, and the case provides multiple charges for a total of 56 hours.

Any questions, please ask us through Amazon.

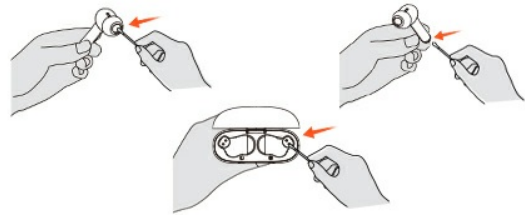
*** How to wear it correctly?**



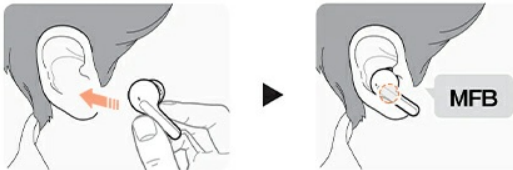
1. Replace the ear caps with the right size
2. Insert the earbuds into your ears
3. Twist the earbuds to adjust the ear wings so that they fit firmly in the ear slot.

*** How to solve the problem of volume and charging?**

1. Clean the charging contacts, and mesh of ear tips with an alcohol pad to remove dust or earwax that might be affecting charging or sound volume.



* When in use, please grasp both sides of the earbud with your fingers to adjust the position, so as to avoid accidentally touching the MFB button



Please use a 5V adapter to charge the charging case to avoid battery damage.

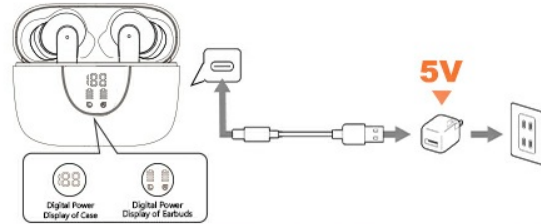


Diagram illustrating how to charge the earbuds and charging case using a USB-C cable and a 5V adapter. Ensure a 5V adapter is used to prevent damage.

Bluetooth Pairing

1. Open the charging case. The earbuds will automatically power on and enter pairing mode.
2. Enable Bluetooth on your device (smartphone, tablet, laptop).
3. Search for "S42" in the list of available Bluetooth devices and select it to connect.
4. Once connected, you will hear a confirmation tone, and the earbuds will be ready for use.

The advanced Bluetooth 5.3 chip ensures a stable connection up to 15 meters.

Leading edge V5.3 version technology


Offer more stable and faster connections



Image showing the earbuds connecting via Bluetooth 5.3 to a smartphone, indicating stable and fast connection.

Wearing the Earbuds

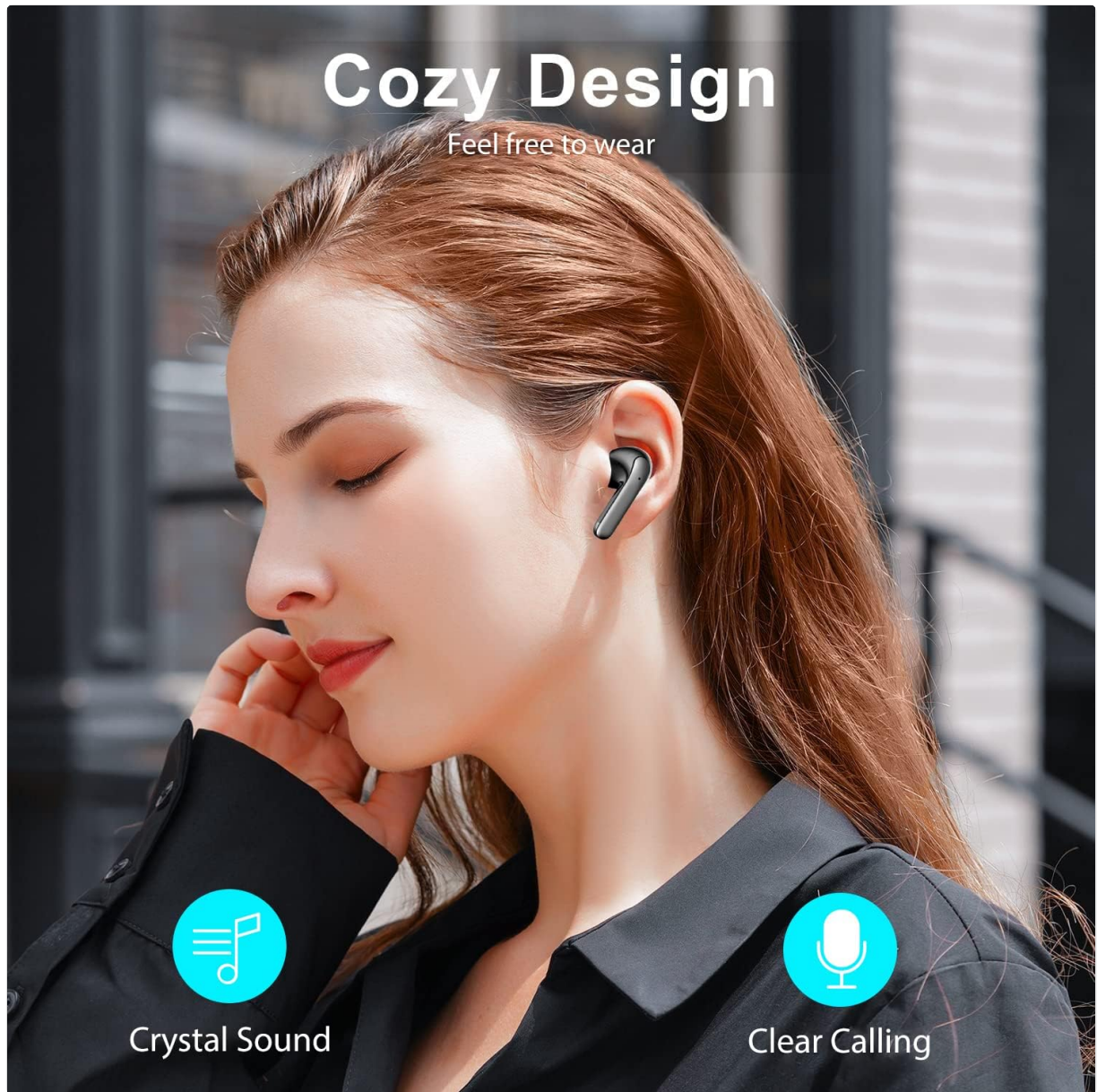
For optimal sound quality and comfort, choose the ear tips that best fit your ears. Gently insert the earbuds into your ear canal and twist slightly to secure them.



Illustrations demonstrating the correct way to wear the earbuds and select the appropriate ear tip size for a secure fit.

Cozy Design

Feel free to wear



Crystal Sound

Clear Calling

Image of a person wearing the Protmex S42 earbuds, highlighting their comfortable and secure fit and crystal clear sound.

OPERATING INSTRUCTIONS

The Protmex S42 earbuds feature intuitive smart touch controls. The following table outlines the various functions:

Get rid of the bulky

Fit into your pocket



Individual earbuds are approximately 0.14 ounces

Diagram illustrating the various smart touch controls on the earbuds for music playback, calls, and voice assistant activation.



Visual guide to touch control gestures for power, calls, music playback, and volume adjustment.

Action	Function
Long press 3s (L/R)	Power On/Off
Long press 2s (L/R)	Reject Call
Single tap (L/R)	Answer/End Call
Double tap (L/R)	Play/Pause Music
Double tap (R)	Next Track
Double tap (L)	Previous Track
Triple tap (L/R)	Activate Voice Assistant (Siri, Google Assistant)
Hold R	Volume Up
Hold L	Volume Down

MAINTENANCE AND CARE

- **Cleaning:** Regularly clean the charging contacts on both the earbuds and the case, as well as the ear tips, using a dry, soft cloth or cotton swab. Avoid using liquids directly on the earbuds.
- **Water Resistance:** The earbuds are IPX7 waterproof, meaning they can withstand splashes, sweat, and rain. Do not submerge them in water for extended periods or use them while swimming. The charging case is not waterproof.
- **Storage:** When not in use, store the earbuds in their charging case to protect them and keep them charged. Store in a cool, dry place away from extreme temperatures.
- **Battery Care:** To prolong battery life, avoid fully discharging the earbuds and case frequently. Charge them regularly, even if not in constant use.

TROUBLESHOOTING

If you encounter any issues with your Protmex S42 earbuds, please refer to the following common solutions:

Problem	Solution
Earbuds not pairing/connecting	<ul style="list-style-type: none">◦ Ensure earbuds are charged.◦ Turn off and on Bluetooth on your device.◦ Forget "S42" from your device's Bluetooth list and re-pair.◦ Place earbuds back in the case, close, then reopen to reset.
No sound or low volume	<ul style="list-style-type: none">◦ Adjust volume on both earbuds and your connected device.◦ Clean earbud mesh and ear tips to remove debris.◦ Ensure earbuds are properly seated in your ears.
Charging issues	<ul style="list-style-type: none">◦ Ensure the USB-C cable is securely connected.◦ Use a 5V power adapter.◦ Clean the charging contacts on both earbuds and case.◦ Check if the charging case itself has power.
Touch controls unresponsive	<ul style="list-style-type: none">◦ Ensure your fingers are clean and dry.◦ Try resetting the earbuds by placing them in the case and closing it.

Diagrams providing solutions for common issues such as low volume or charging problems, including cleaning contacts and using a 5V adapter.

SPECIFICATIONS

Feature	Detail
Model Number	S42
Brand	Protmex
Bluetooth Version	5.3
Earbud Battery Life	Up to 8 hours
Total Playtime (with case)	Up to 56 hours
Charging Time (Earbuds)	Approx. 1 hour (10 min charge for 1 hour playtime)
Water Resistance Rating	IPX7
Microphones	4 (with ENC Noise Cancellation)

Feature	Detail
Speaker Driver Size	10mm
Earbud Weight	Approx. 3.97 grams
Connectivity	Wireless Bluetooth
Compatibility	iOS, Android, Tablets, Laptops (Bluetooth-enabled devices)
Material	Plastic

Smart-Touch-Steuerung

Aktivieren Sie alle Ihre Lieblings Funktionen





Wiedergabe/Pause



Sprachassistent



Antworten



Auflegen



Vorheriges Lied



Nächste Spur



Antworten



Lautstärke -

Image showing the compact size of the charging case, easily fitting into a pocket, with dimensions for reference.

WARRANTY AND SUPPORT

For any questions, technical support, or warranty inquiries, please contact Protmex customer service through the platform where you purchased the product. Please have your model number (S42) and purchase details ready when contacting support.

