

manuals.plus /

› [Callez](#) /

› [Callez C01 Bluetooth Headset User Manual](#)

## Callez C01

# Callez C01 Bluetooth Headset User Manual

Model: C01

For iPhone, Android Cell Phones, Trucker, Business, Office Use

## INTRODUCTION

---

Thank you for choosing the Callez C01 Bluetooth Headset. This manual provides detailed instructions for setting up, operating, and maintaining your headset to ensure optimal performance and longevity. The Callez C01 is designed for clear communication and comfortable wear, featuring Bluetooth 5.0 connectivity, CVC8.0 dual-mic noise cancellation, and long-lasting battery life, making it ideal for various professional and personal uses.



Image: The Callez C01 Bluetooth Headset, black in color, shown alongside its compact black carrying case. The headset features an ear hook design with a long microphone boom.


## WHAT'S IN THE BOX

---

Please check the package contents to ensure all items are present:

- Bluetooth Headset (Callez C01)
- Headset Case
- S/M/L Earbuds (Small, Medium, Large)
- Type-C Charging Cable
- User Manual

# What's in the box?



- Ear Tips (Small, Medium, Large)
- Type-C Charging Cable
- Headset Storage Case



Image: A visual representation of all items included in the Callez C01 package: the headset, its box, user guide, carrying case, three pairs of ear tips (S, M, L), and a Type-C charging cable.

## PRODUCT OVERVIEW

Familiarize yourself with the various components and controls of your Callez C01 Bluetooth Headset:

# How to operate the headset

## ★Note★:

Mute function only supports on cell phones.



Before the headset is connected, double-click the **Multi-Function Button** to switch other language modes.

Image: A diagram illustrating the Callez C01 headset with labels pointing to its key components: Volume+, Volume-, Mute Button, Light Indicator, Multi-Function Button/Power Button, Type-C Charging Port, Microphone 1, and Microphone 2.

**Volume +:** Increases audio volume.

**Volume -:** Decreases audio volume.

**Mute Button:** Mutes/unmutes the microphone during calls.

**Light Indicator:** Displays status (e.g., charging, pairing, connected).

**Multi-Function Button (MFB) / Power Button:** Controls power, calls, and music playback.

**Type-C Charging Port:** For connecting the charging cable.

**Microphone 1 (Main Mic):** Primary microphone for voice input.

**Microphone 2 (Secondary Mic):** Assists in noise cancellation.

## SETUP

### 1. Charging the Headset



Before first use, fully charge the headset. Use the provided Type-C charging cable.

1. Connect the Type-C end of the charging cable to the headset's charging port.
2. Connect the USB-A end to a USB power adapter (not included) or a computer's USB port.
3. The light indicator will show charging status (e.g., red for charging, blue for fully charged).
4. A full charge takes approximately 1.5 hours.

# C01 WIRELESS BLUETOOTH HEADSET

Great ideas for hands-free calling in driving, business, office and home



Image: A visual guide demonstrating the Type-C fast charging port and estimated battery life: 8 hours talking time, 16 hours music playing, 192 hours standby time, and 1.5 hours charging time.

## 2. Pairing with a Device

The Callez C01 uses Bluetooth 5.0 for a fast and stable connection.

1. **Power On:** Press and hold the Multi-Function Button (MFB) for 3-5 seconds until the light indicator flashes blue and red, indicating pairing mode.
2. **Activate Bluetooth:** On your smartphone, tablet, or laptop, enable Bluetooth.
3. **Search for Devices:** In your device's Bluetooth settings, search for available devices.
4. **Select "C01":** From the list, select "C01" to connect.
5. **Connection Confirmation:** Once connected, the light indicator on the headset will flash blue slowly, and you may hear a voice prompt.

*Note:* Before the headset is connected, double-click the Multi-Function Button to switch between language modes if needed.

# Compatible with iPhone, Android and other leading Smartphones



The image shows a black Callez C01 headset with a flexible boom microphone and a large ear hook. It is positioned between an Android smartphone and an iPhone. The Android phone displays the time 01:40 and the date 2022-05-28 Thursday. The iPhone also displays the time 01:40 and the date 2022-05-28 Thursday. A blue wireless signal icon is shown between the headset and the phones, with the text 'Wireless Range 33ft / 10m' below it. The Callez logo is visible on the side of the headset. The background is a solid blue color.

**Multipoint technology**  
Can Connect 2 devices at the same time

 **Bluetooth 5.0**

Image: The Callez C01 headset positioned between an Android smartphone and an iPhone, illustrating its compatibility and multipoint technology, allowing connection to two devices simultaneously within a 33ft/10m wireless range.

### 3. Wearing the Headset

The headset is designed for comfortable wear on either ear.

1. The ear hook is 180 degrees rotatable, allowing you to switch between left and right ear wear.
2. The microphone boom is 270 degrees rotatable for optimal positioning.
3. Choose the appropriate ear tip size (S, M, L) for a secure and comfortable fit.

# Comfortable to Wear

The ear hook is 180 degrees rotated, you can wear it on either ear



270° rotatable



Right Ear



Left Ear




Image: A diagram showing the Callez C01 headset's 180-degree rotatable ear hook and 270-degree rotatable microphone, along with illustrations of how it can be comfortably worn on both the right and left ears.

## OPERATING INSTRUCTIONS

The Callez C01 headset features intuitive controls for managing calls, music, and voice assistants.



# C01 WIRELESS BLUETOOTH HEADSET

Great ideas for hands-free calling in driving, business, office and home



Image: A comprehensive diagram detailing the functions of each button on the Callez C01 headset, including Power On/Off, Answer/End Call, Play/Pause, Next/Previous Track, Mute/Unmute, and Siri/Google Assistant activation.

## Headset Control Functions

Function	Action
Power On/Off	Press the Multi-Function Button (MFB) for 3-5 seconds.
Answer a Call	Press the MFB button once.
End a Call	Press the MFB button once.
Reject a Call	Press and hold the MFB button for 2 seconds.
Play/Pause Music	Press the MFB button once.
Next Track	Long press the "Volume +" button.
Previous Track	Long press the "Volume -" button.
Volume Up	Short press the "Volume +" button.
Volume Down	Short press the "Volume -" button.
Mute/Unmute Microphone	Press the Mute button once. (Note: Mute function only supports on cell phones.)
Activate Voice Assistant (Siri/Google)	Long press the Mute button for 2 seconds.
Redial Last Number	Double-click the MFB button.

## MAINTENANCE

Proper care and maintenance will extend the life of your Callez C01 headset.



- **Cleaning:** Use a soft, dry cloth to clean the headset. Do not use abrasive cleaners or solvents.
- **Storage:** When not in use, store the headset in its provided carrying case to protect it from dust and damage.
- **Temperature:** Avoid exposing the headset to extreme temperatures (hot or cold) or high humidity.
- **Water Resistance:** The headset has a waterproof rating, but it is not designed for submersion. Avoid direct contact with excessive water.
- **Charging:** Only use the provided Type-C charging cable. Do not attempt to charge with damaged cables or chargers.

## TROUBLESHOOTING

If you encounter issues with your Callez C01 headset, try the following solutions:

### Common Issues and Solutions

Problem	Possible Solution
Headset won't turn on.	Ensure the headset is fully charged. Press and hold the MFB button for 3-5 seconds.
Headset won't pair with device.	<ul style="list-style-type: none"><li>◦ Ensure the headset is in pairing mode (flashing blue and red).</li><li>◦ Make sure Bluetooth is enabled on your device.</li><li>◦ Move the headset closer to your device.</li><li>◦ Forget "C01" from your device's Bluetooth list and try pairing again.</li><li>◦ Restart both the headset and your device.</li></ul>
No sound or low volume.	<ul style="list-style-type: none"><li>◦ Increase the volume on both the headset and your connected device.</li><li>◦ Ensure the headset is properly connected to your device.</li><li>◦ Check if the headset is muted.</li></ul>
Microphone not working or poor call quality.	<ul style="list-style-type: none"><li>◦ Ensure the microphone is not muted.</li><li>◦ Adjust the microphone boom closer to your mouth.</li><li>◦ Check for obstructions on the microphone.</li><li>◦ Ensure the headset is within range of your device.</li><li>◦ Background noise cancellation (CVC8.0) is active, but extreme noise environments may still affect clarity.</li></ul>
Headset disconnects frequently.	<ul style="list-style-type: none"><li>◦ Ensure the headset is within the 33ft (10m) Bluetooth range.</li><li>◦ Avoid physical obstructions between the headset and your device.</li><li>◦ Check for interference from other wireless devices.</li><li>◦ Ensure the headset is sufficiently charged.</li></ul>

## SPECIFICATIONS

Key technical specifications for the Callez C01 Bluetooth Headset:

Feature	Detail
Model Name	C01

Feature	Detail
Connectivity Technology	Wireless (Bluetooth)
Bluetooth Version	5.0
Bluetooth Range	Up to 33 feet (10 meters)
Noise Control	Active Noise Cancellation (ENC Dual Mic, CVC8.0)
Battery Life (Talking Time)	Up to 8 hours
Battery Life (Music Time)	Up to 16 hours
Standby Time	Up to 192 hours
Charging Time	Approximately 1.5 hours
Charging Port	Type-C
Item Weight	0.59 ounces (approx. 16.7 grams)
Material	Plastic
Water Resistance Level	Waterproof (Note: Not for submersion)
Compatible Devices	iPhone, Android Cellphones, Tablets, Laptops, and any Bluetooth-supported device.

## WARRANTY AND SUPPORT


Callez offers comprehensive support for your product.






- **Warranty:** The Callez C01 Bluetooth Headset comes with a 2-year warranty.
- **Money-Back Guarantee:** A 45-day money-back guarantee is offered.
- **Contact Support:** For any questions, technical assistance, or warranty claims, please refer to the contact information provided in the physical user manual included with your product or visit the official Callez website.
- **Online Resources:** Additional support and FAQs may be available on the [Callez Store on Amazon](#).

© 2024 Callez. All rights reserved.


This manual is for informational purposes only. Specifications are subject to change without notice.

## Related Documents - C01

	<p><a href="#">Callez C01 Wireless Headset User Guide</a></p> <p>Comprehensive user guide for the Callez C01 Wireless Headset, covering setup, features, pairing, troubleshooting, and safety information. Learn how to use your Bluetooth headset for calls and music.</p>
---	---

	<p><a href="#">Callez C01 Wireless Headset User Guide: Setup, Pairing, and Troubleshooting</a></p> <p>Comprehensive user guide for the Callez C01 Wireless Headset. Learn how to set up, pair with devices, charge, fit, and troubleshoot your headset for clear calls and music.</p>
	<p><a href="#">C01 Bluetooth Speaker - Quick Start Guide &amp; Specifications</a></p> <p>Get started with your C01 Bluetooth Speaker. This quick guide covers setup, connectivity, controls, and charging for the C01 model. Features V5.4 Bluetooth, 3W output, and 12-hour playback.</p>
	<p><a href="#">Callez C01 Wireless Headset User Guide</a></p> <p>Comprehensive user guide for the Callez C01 Wireless Headset, covering setup, features, pairing, troubleshooting, and safety information. Learn how to use your Bluetooth headset for calls and music.</p>
	<p><a href="#">Callez C01 Wireless Headset User Guide: Setup, Pairing, and Troubleshooting</a></p> <p>Comprehensive user guide for the Callez C01 Wireless Headset. Learn how to set up, pair with devices, charge, fit, and troubleshoot your headset for clear calls and music.</p>
	<p><a href="#">AT1 3-in-1 Wireless Charging Headset Stand Combination CJ-C01 User Manual</a></p> <p>This manual provides instructions for the AT1 3-in-1 Wireless Charging Headset Stand Combination CJ-C01. It details the appearance, functions, operation methods, specifications, and safety precautions for using the device, which supports wireless charging for mobile phones, earphones, and watches, along with a headset stand and lighting features.</p>

Documents - Callez – C01



[\[pdf\]](#) Guide

Callez 20231024 20240612 Administrator C01 1 make calls easier Get support sales@callez.net C01 Wireless Headset Benutzerhandbuch 13 hours ago — C1dqzBOcNHL ref dp product quick view m media amazon images I ||| make calls easier English Get support sales callez.net Bluetooth Headset \*1 S/M/L Eartip \*1 Headset Case \*1 make calls easier **C01** Wireless Headset User Guide USB Charging Cable \*1 English 1 User Guide \*1 1 2 Volume Volume Mute Button Dual-Mic Earplug 3 **C01** 6 7 make calls easier D...

lang:de score:20 filesize: 7.93 M page\_count: 1 document date: 2024-06-12



