

Joysico YC-1 BLUE

Joysico USB C Wired Type C Earbuds Instruction Manual

Model: YC-1 BLUE

Thank you for choosing Joysico USB C Wired Type C Earbuds. This manual provides essential information for setup, operation, maintenance, and troubleshooting to ensure optimal performance and longevity of your product.

1. PRODUCT OVERVIEW

The Joysico USB C Wired Type C Earbuds are designed for comfort, durability, and clear audio, featuring an over-ear hook design for secure fit during activities and an in-line remote for easy control.



Image: Joysico USB C Wired Type C Earbuds, showing the earbuds, in-line remote, USB-C connector, and included carrying case.

Key Features:

- **USB-C Connectivity:** Direct plug-and-play with USB-C devices.
- **Over-Ear Hook Design:** Provides a secure and comfortable fit, ideal for sports and active use.
- **In-line Microphone:** For clear hands-free calls and voice commands.
- **Multi-function Remote:** Control volume, playback, and calls.
- **Durable Cable:** Thick and sturdy cable with reinforced plug.

2. PACKAGE CONTENTS

Please verify that all items are present in the package:

- Joysico USB C Wired Type C Earbuds
- User Manual (this document)
- Eartips (various sizes: Small, Medium, Large silicone, and Memory Foam)
- Protective Carrying Case

- Shirt Clip

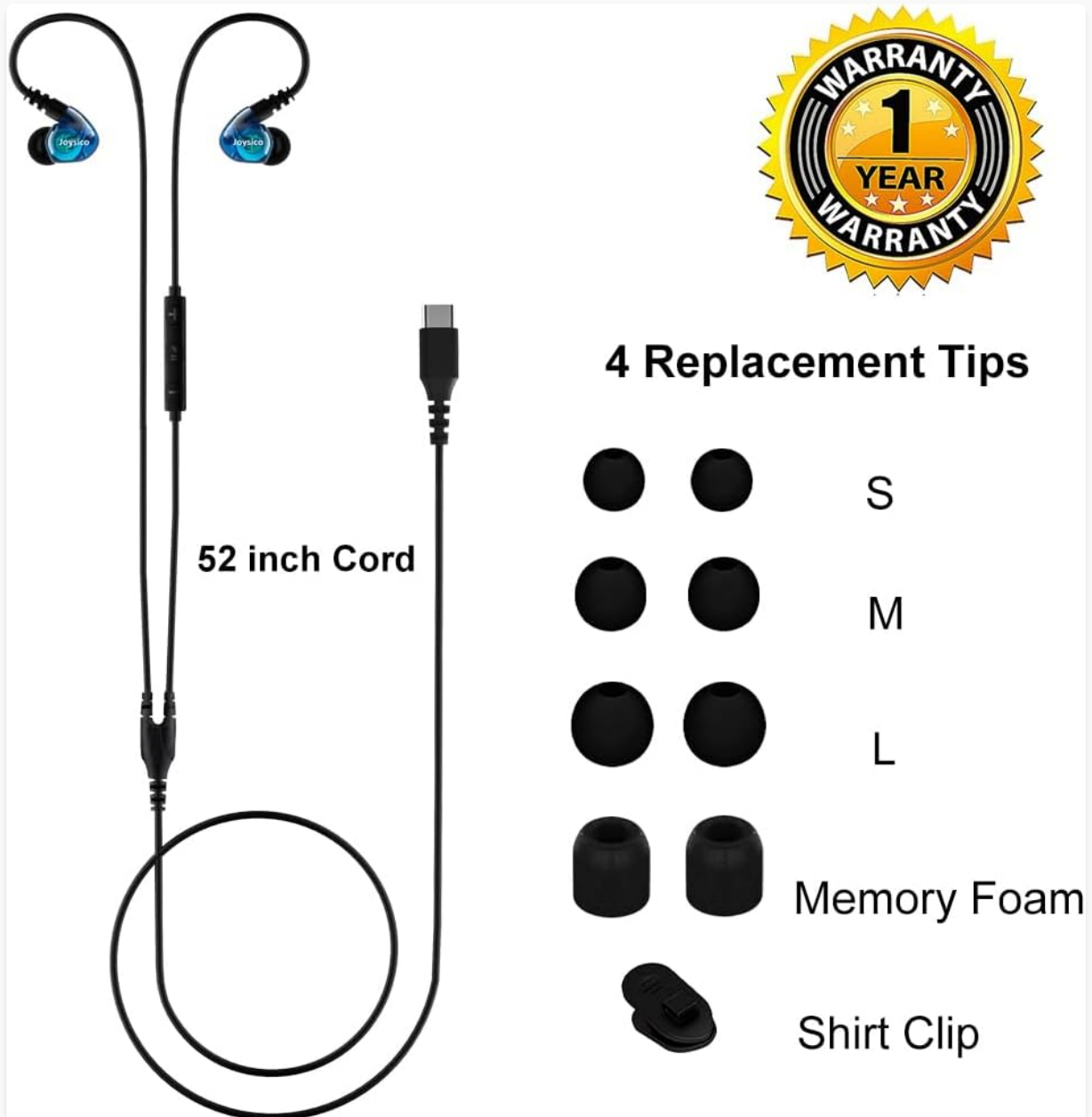


Image: An illustration of the package contents, including the earbuds, a 52-inch cord, a carrying case, a shirt clip, and four pairs of replacement ear tips (S, M, L silicone, and memory foam).

3. SETUP AND CONNECTION

These earbuds are designed for simple plug-and-play operation with USB-C compatible devices.

Connecting to Your Device:

1. Locate the USB-C port on your device (e.g., smartphone, tablet, laptop).
2. Insert the USB-C connector of the earbuds firmly into the device's USB-C port.
3. Your device should automatically recognize the earbuds as an audio output device.

Note: For some devices, especially certain Macbook models, you may need to manually select the earbuds as the audio output device in your system's sound settings.

Durable Connector

Easy to plug in and remove
Provides a stable connection



Sturdy Cable

Thicken and strong filaments inside
No bending break, no signal loss




Image: A detailed view of the USB-C connector and its robust design, highlighting its ease of insertion and removal, and the sturdy construction of the earbud cable.

4. WEARING THE EARBUDS

Proper fit is crucial for comfort, sound quality, and secure wear, especially during physical activity.

Achieving a Comfortable and Secure Fit:

1. **Choose the Right Eartips:** Experiment with the included silicone (S, M, L) and memory foam eartips to find the size that creates a comfortable seal in your ear canal. A good seal enhances bass response and noise isolation.
2. **Position the Earbuds:** Gently insert the earbud into your ear canal.
3. **Adjust the Over-Ear Hook:** Guide the flexible ear hook over the top of your ear. The hook should rest comfortably behind your ear, securing the earbud in place.
4. **Use the Shirt Clip:** Attach the included shirt clip to your clothing to minimize cable movement and reduce microphonics (noise from cable rubbing).



Comfortable Fit Even in Small Ears

Lightweight, no pain and no bulky feeling

Image: A person wearing the earbuds, illustrating how the over-ear hook and ergonomic design provide a comfortable and secure fit, even for users with smaller ear canals.



**Enhanced Comfort & Bass
With Memory Foam Tips
BONUS**

Stay in Ears While Working Out
No earbud falling out, no adjustment needed

Image: A person engaged in a workout, demonstrating the earbuds' ability to stay securely in place without falling out or requiring adjustments during physical activity.

5. OPERATING THE CONTROLS

The in-line remote provides convenient control over your audio and calls.

Hands-free call & Remote

Free your hands and talk with clear sound

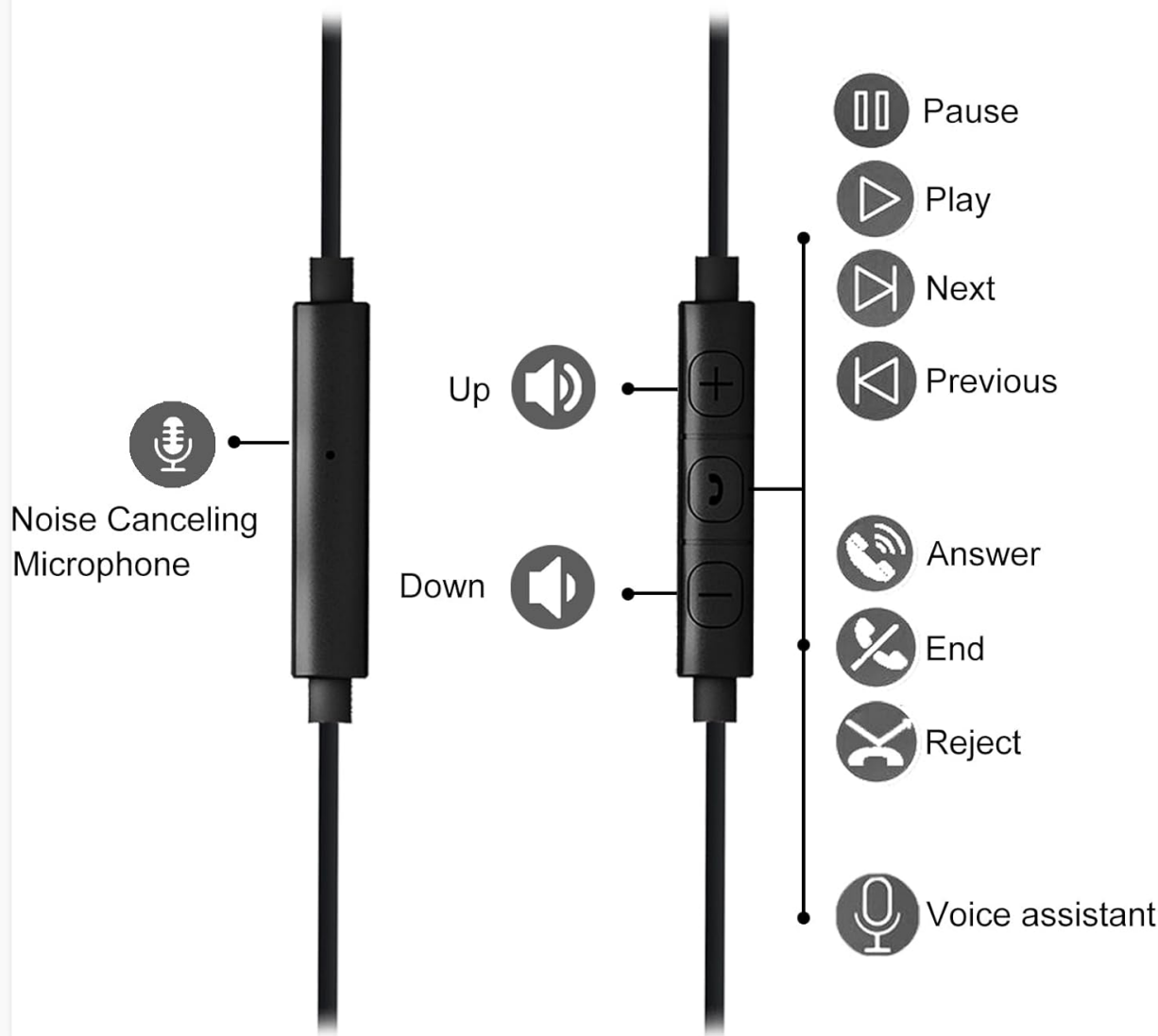


Image: A diagram detailing the functions of the in-line remote, including volume up/down, play/pause, next/previous track, answer/end/reject calls, and voice assistant activation. The microphone's position is also indicated.

Remote Functions:

Button/Action	Function
+ Button	Volume Up
- Button	Volume Down
Center Button (Single Press)	Play/Pause Music; Answer/End Call
Center Button (Double Press)	Next Track
Center Button (Triple Press)	Previous Track
Center Button (Long Press)	Reject Call; Activate Voice Assistant

Note: Remote functions may vary or be limited on certain devices or applications. Refer to your device's manual for specific compatibility details regarding external audio controls.

6. COMPATIBILITY

These USB C headphones are designed for broad compatibility with devices featuring a USB-C audio output.

Compatible Devices Include:

- **Apple Devices:** iPhone 15 series (15, 15 Plus, 15 Pro, 15 Pro Max), iPad Pro, iPad Air, iPad Mini, MacBook Pro, MacBook Air.
- **Samsung Galaxy:** S24, S23, S22, S21 Ultra, S20 FE, Note 10, Note 20, and other USB-C enabled Galaxy phones and tablets.
- **Google Pixel:** All Pixel phones with USB-C.
- **OnePlus:** Various models with USB-C.
- **Other Android Phones:** Most Android smartphones and tablets with a USB-C port.
- **Laptops/Chromebooks:** Devices with USB-C audio output.

No adapter is needed, and the earbuds are designed to work even with phone cases on.

Universal Compatibility

Compatible with most USB type C devices





Google



Samsung



Oneplus



Android Phones



iPhone15/15 Plus/15 Pro Max



iPad/Tablet



Macbook/Laptop

And More ...

Note: 1. Please find more specific model details in the product description.
2. Some USB C devices or models only support listening, but no mic or remote control. Need to change audio settings when use on Macbook.

Image: An illustration demonstrating the wide compatibility of the USB-C earbuds with various devices, including popular

7. CARE AND MAINTENANCE

Proper care will extend the life and maintain the performance of your earbuds.

- **Cleaning:** Regularly clean the eartips with a soft, dry cloth. For the earbuds themselves, use a slightly damp cloth and ensure they are completely dry before storage. Do not use harsh chemicals or abrasive materials.
- **Storage:** When not in use, store the earbuds in the provided protective carrying case to prevent tangling and damage.
- **Avoid Extreme Conditions:** Do not expose the earbuds to extreme temperatures, high humidity, or direct sunlight for prolonged periods. While sweatproof, avoid submerging them in water.
- **Handle with Care:** Avoid pulling the cable forcefully when disconnecting from your device. Always grasp the USB-C plug.

8. TROUBLESHOOTING

If you encounter issues, try the following solutions:

Common Issues and Solutions:

- **No Sound:**
 - Ensure the USB-C connector is fully inserted into your device.
 - Check your device's volume settings and ensure it's not muted.
 - Verify that the earbuds are selected as the audio output device in your device's sound settings.
 - Test the earbuds with another compatible device to rule out a device-specific issue.
- **Microphone Not Working:**
 - Ensure the microphone is not covered.
 - Check your device's microphone input settings.
 - Some apps or devices may not fully support the in-line microphone. Test with a standard call app.
- **Remote Control Not Responding:**
 - Ensure the earbuds are properly connected.
 - Some remote functions may not be supported by all devices or applications.
- **Poor Sound Quality / Distortion:**
 - Ensure eartips provide a good seal in your ear canal. Try different eartip sizes.
 - Check the audio source for quality issues.
 - Clean any debris from the earbud nozzles.

9. SPECIFICATIONS

Feature	Detail
Model Name	YC-1 BLUE
Connectivity Technology	Wired (USB-C)
Headphones Jack	USB C
Ear Placement	In Ear with Over-Ear Hook
Noise Control	Sound Isolation
Microphone	Integrated, Noise Canceling
Control Type	Volume Control, Remote (Button)
Cable Length	52 inches / 131 cm
Item Weight	20 Grams / 0.705 ounces
Water Resistance Level	Water Resistant (Sweatproof)
Frequency Range	20 Hz - 20,000 Hz
Impedance	32 Ohm
Material	Plastic

10. WARRANTY INFORMATION

Joysico provides a **1-Year Warranty** for these USB C Wired Type C Earbuds from the date of purchase. This warranty covers manufacturing defects and issues arising from normal use.

The warranty does not cover damage caused by misuse, accidents, unauthorized modifications, or normal wear and tear.

To Claim Warranty Support:

Please retain your proof of purchase. For warranty claims or technical support, contact Joysico customer service through the retailer where the product was purchased or visit the official Joysico support website (if available).



4 Replacement Tips



S



M



L



Memory Foam



Shirt Clip

Image: An illustration highlighting the 1-year warranty provided with the product, alongside the earbuds and the various ear tip sizes and shirt clip.