



[Manuals.plus](#) /

> [GAN](#) /

> GAN 356 ME Speed Cube Instruction Manual

GAN GAN-356ME-JP

GAN 356 ME Speed Cube Instruction Manual

Model: GAN-356ME-JP

1. INTRODUCTION

Welcome to the world of high-performance speedcubing with the GAN 356 ME. This 3x3 magnetic puzzle toy is an upgraded version of the GAN 356 M, designed for optimal speed, stability, and customization. Featuring 48 magnets, GES Pro+ for precise tension settings, and an innovative internal structure, the GAN 356 ME offers an unparalleled cubing experience for enthusiasts of all ages.




Figure 1: The GAN 356 ME Speed Cube, showcasing its vibrant colors and frosted finish.

2. WHAT'S IN THE BOX

- **GAN 356 M E Speed Cube:** The main 3x3 magnetic puzzle.
- **GAN Bag:** A protective bag for carrying and storing your cube.

3. SETUP

The GAN 356 ME comes pre-assembled and ready for use right out of the box. No complex assembly is required. Simply remove the cube from its packaging and the protective GAN Bag. It is recommended to perform a few initial turns to familiarize yourself with the cube's feel and movement.

THE BEST CHOICE OF SPEEDCUBING



Figure 2: The GAN 356 ME is ready for immediate use upon unboxing.

4. OPERATING INSTRUCTIONS

The GAN 356 ME operates like a standard 3x3 Rubik's Cube, but with enhanced performance features. The magnetic system provides precise alignment and a satisfying tactile feedback, aiding in faster and more accurate turns. The cube's internal design, including the Wing-shape Core 2.0 and Honeycomb & Slide Contact Face, ensures smooth rotation and reduces friction.

Basic Operation:

- **Turning Faces:** Hold the cube firmly and rotate any face (top, bottom, front, back, left, right) 90, 180, or 270 degrees.
- **Corner Cutting:** The cube is designed for excellent corner cutting, allowing for turns even if the layers are not perfectly aligned. This feature helps prevent lock-ups during fast solving.
- **Magnetic Positioning:** The 48 transparent turbo magnetic capsules provide a subtle snap into place for each turn, enhancing stability and control.

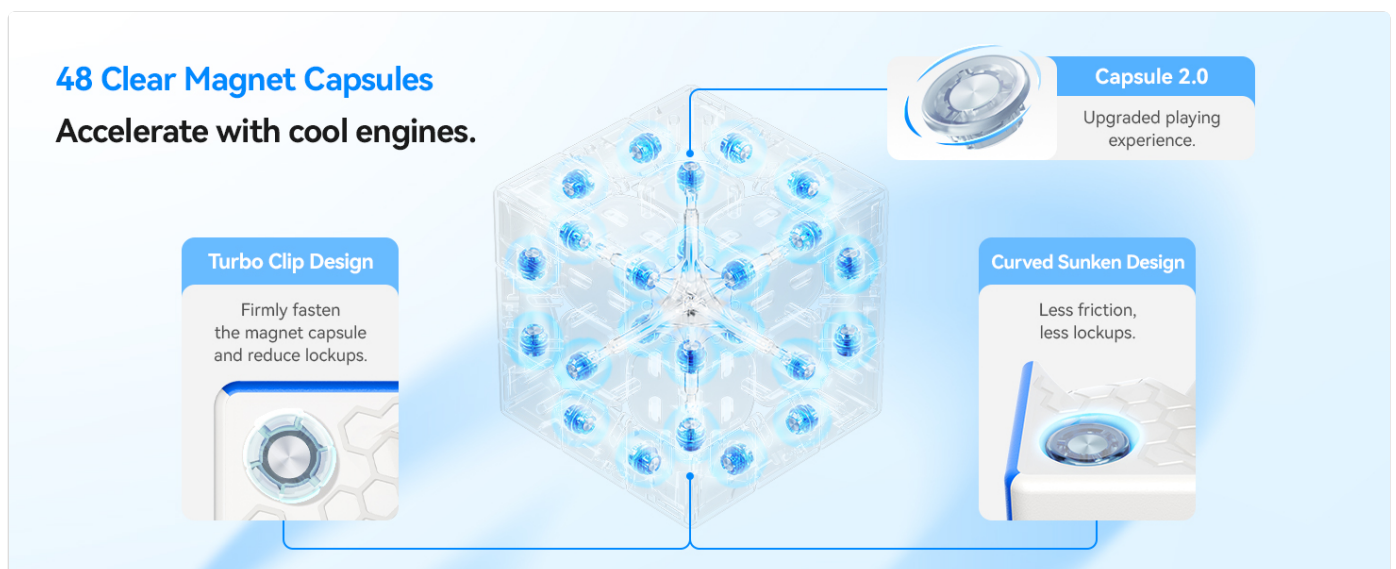


Figure 3: The Turbo Magnet Capsule system ensures precise positioning and smooth turns.

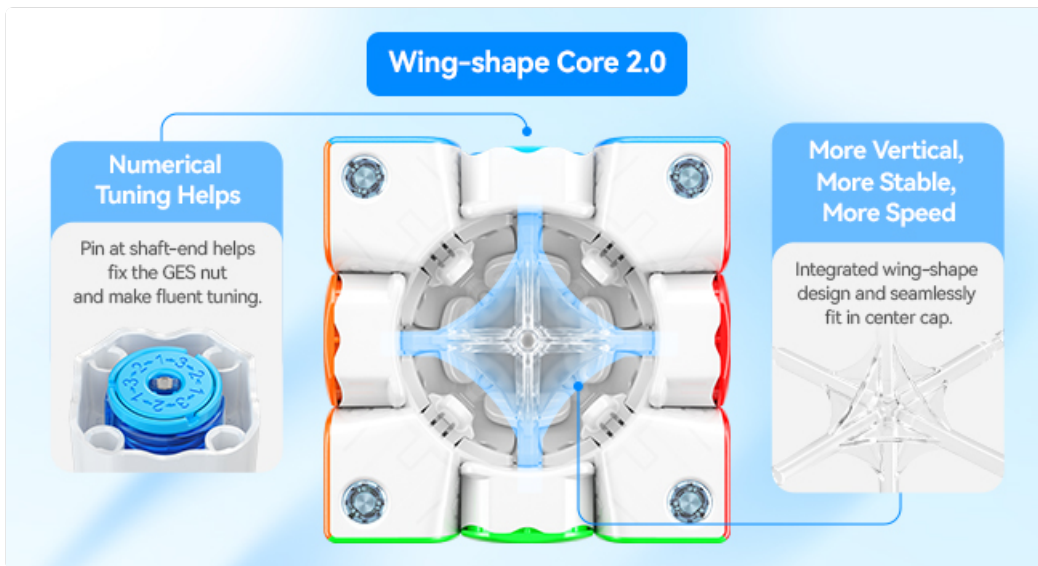


Figure 4: The Wing-shape Core 2.0 provides ultra-straight and vertical alignment for enhanced stability.

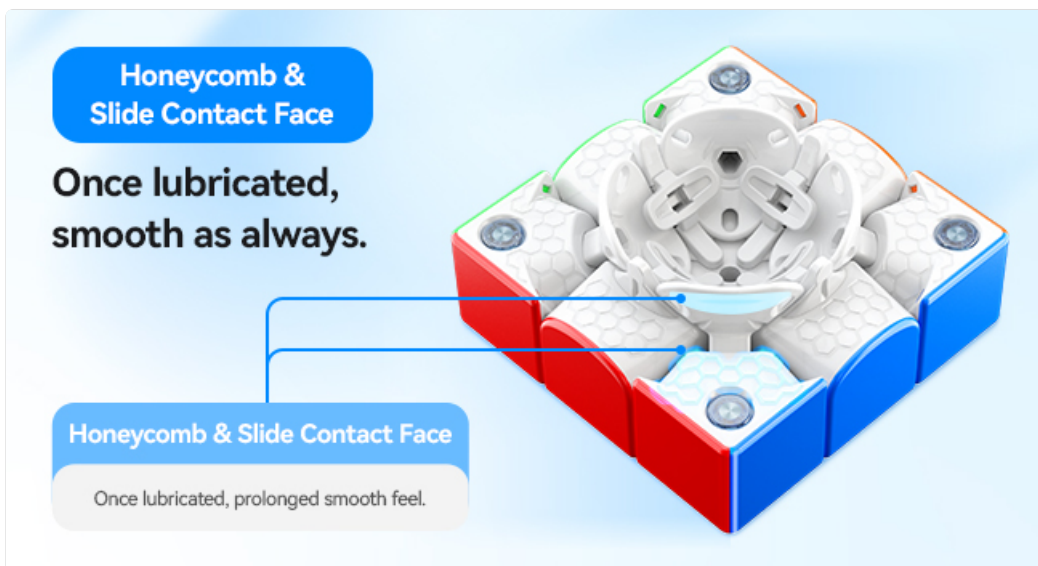


Figure 5: The Honeycomb & Slide Contact Face reduces friction and ensures long-lasting lubrication for a consistently smooth feel.

Product Overview Video:

Your browser does not support the video tag.

Video 1: An official overview of the GAN 356 ME 3x3 Magnetic Speed Cube, highlighting its key features and design.

5. CUSTOMIZATION AND TUNING (GES Pro+)

The GAN 356 ME features the advanced GES Pro+ (GAN Elastic System) design, offering extensive customization options for tension and elasticity. This system allows you to fine-tune the cube's feel to your personal preference, with 12 customizable tension settings, 4 elasticity levels, and 3 gears for axel distance. The numerical tuning system provides visible numbers for effortless adjustments.

customization.

8. SPECIFICATIONS

Feature	Detail
Product Dimensions	2.2 x 2.2 x 0.04 inches
Item Weight	3.2 ounces
Country of Origin	China
ASIN	B0CBPQ2XWM
Item Model Number	GAN-356ME-JP
Manufacturer Recommended Age	6 years and up
Manufacturer	GAN

9. SAFETY INFORMATION

Warning: Not suitable for children under 36 months.

This product contains small parts that may pose a choking hazard. Adult supervision is recommended for young children.

10. WARRANTY AND SUPPORT

GAN is committed to providing high-quality products and excellent customer satisfaction. If you encounter any issues with your GAN 356 ME Speed Cube, including missing accessories or an unpleasant experience, please contact the GAN Customer Service Team. They are dedicated to ensuring your satisfaction.

For further assistance, please visit the official GAN Cube Store or contact their support channels as listed on their website or product packaging.