

## Foscam FN9108H

# Foscam FN9108H 8-Channel 5MP NVR Instruction Manual

Your comprehensive guide to setting up, operating, and maintaining your Foscam FN9108H Network Video Recorder.



Image: Foscam FN9108H 8-Channel 5MP Network Video Recorder.

## 1. PRODUCT OVERVIEW

The Foscam FN9108H is an advanced 8-channel Network Video Recorder (NVR) designed for robust surveillance systems. It supports up to 8 IP cameras simultaneously, offering comprehensive monitoring capabilities for various environments. This NVR is equipped with features such as remote access, motion detection, and flexible storage options, making it an ideal solution for securing your property.



Image: Angled view of the Foscam FN9108H NVR unit.

Key features include:

- **8-Channel Management:** Capable of managing up to 8 IP cameras concurrently.
- **Remote Access:** View live and recorded video remotely via the Foscam mobile application.
- **Motion Detection:** Receive instant notifications via email or mobile app upon detection of suspicious activity.
- **Flexible Storage:** Supports SATA hard drives up to 8TB (not included) and external USB backups.
- **Intuitive Interface:** User-friendly interface for easy setup and management of surveillance parameters.

## 2. SETUP GUIDE

---

### 2.1. Package Contents

Before you begin, ensure all components are present:

- Foscam FN9108H NVR Unit
- Power Adapter
- USB Mouse
- Ethernet Cable
- Quick Start Guide
- Screws for HDD Installation (if applicable)

### 2.2. Physical Connections

Connect the NVR to your network and display using the following steps:

1. **Install Hard Drive (Optional):** If you plan to record video, install a SATA hard drive (up to 8TB) into the NVR. Refer to the internal diagram for proper placement and connection.
2. **Connect Display:** Connect a monitor to the NVR's HD-OUT (HDMI) or VGA port.
3. **Connect Mouse:** Plug the USB mouse into one of the NVR's USB ports.
4. **Connect Network:** Connect an Ethernet cable from the NVR's LAN port to your router or network switch.
5. **Connect Power:** Plug the power adapter into the NVR's power interface and then into a power outlet. Turn on the NVR using the ON/OFF button.

## Appearance Parameters

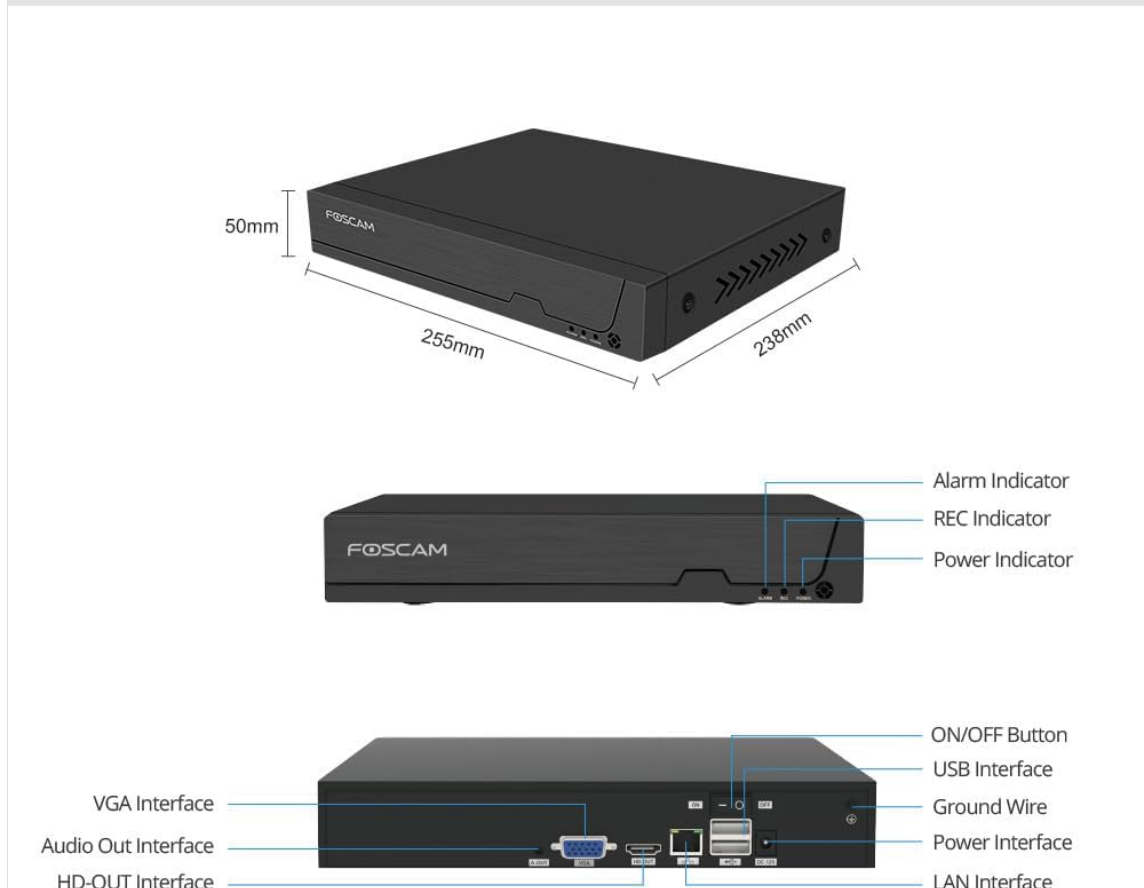


Image: Detailed view of the Foscam FN9108H NVR's front and rear panels, showing indicators, dimensions, and port labels including Alarm Indicator, REC Indicator, Power Indicator, ON/OFF Button, USB Interface, Ground Wire, Power Interface, LAN Interface, HD-OUT Interface, VGA Interface, and Audio Out Interface.

## 2.3. Initial Configuration

Upon first boot, the NVR will guide you through the initial setup wizard. Follow the on-screen prompts to:

- Set up administrator password.
- Configure network settings (DHCP is recommended for most users).
- Search and add IP cameras. The NVR supports auto-adding compatible Foscam cameras.
- Initialize the hard drive for recording.

## 3. OPERATING INSTRUCTIONS

### 3.1. Live View and Playback

Access the live view of your cameras and review recorded footage:

- **Live View:** On the NVR's main interface, select the desired camera channels to view live feeds.
- **Playback:** Navigate to the 'Playback' menu to select a date and time to review recorded video.

### 3.2. Remote Access via Foscam App

The Foscam app allows you to monitor your security system from anywhere:

1. Download the Foscam app from your mobile device's app store.
2. Create an account or log in.
3. Add your NVR by scanning the QR code on the NVR unit or manually entering its details.
4. Once added, you can view live feeds, access recorded video, and receive push notifications.



Image: Screenshot of the Foscam VMS (Video Management Software) interface on a laptop, showing multiple camera feeds.

### 3.3. Motion Detection and Alarms

Configure motion detection settings to enhance your security:

- Access the 'Alarm' or 'Event' settings in the NVR's menu.
- Enable motion detection for desired camera channels.
- Adjust sensitivity and define detection zones to minimize false alarms.
- Set up notification methods, such as email alerts or push notifications to your mobile app.



Image: A visual representation of security monitoring, highlighting the 5MP Full HD capability for clear detection.

## 4. MAINTENANCE

### 4.1. Storage Management

The FN9108H supports a SATA hard drive up to 8TB for continuous recording. For extended storage, it can support up to 16TB. Ensure your hard drive is properly formatted by the NVR. You can also back up recorded video to external USB drives.



Image: Illustration of the NVR's storage capacity, indicating support for up to 16TB hard drives for continuous 24-hour recording.

### 4.2. Video Compression

The NVR utilizes advanced video compression technologies, including H.264 and H.265, to optimize storage space and bandwidth usage. H.265 offers significantly better compression efficiency compared to H.264, allowing for longer recording times with the same storage capacity.



Image: A graphical comparison illustrating the storage and bandwidth efficiency of H.264 versus H.265 video compression, with H.265 offering approximately 50% reduction.

### 4.3. Firmware Updates

Periodically check the Foscam official website for firmware updates. Keeping your NVR's firmware up-to-date ensures optimal performance, security, and access to new features.

## 5. TROUBLESHOOTING

This section addresses common issues you might encounter with your Foscam FN9108H NVR.

- **No Video Output:**

- Ensure the monitor is properly connected to the HD-OUT or VGA port.
- Verify the monitor is powered on and set to the correct input source.
- Check if the NVR's power indicator is on.

- **Cameras Not Displaying:**

- Confirm that IP cameras are powered on and connected to the network.
- Verify network connectivity between the NVR and cameras.
- Ensure cameras are properly added and configured in the NVR's settings.
- Check camera IP addresses and ensure they are not conflicting.

- **Remote Access Not Working:**

- Ensure the NVR has a stable internet connection.
- Verify that the Foscam app is updated to the latest version.
- Check network settings on the NVR (e.g., port forwarding if not using P2P).
- Restart both the NVR and your mobile device.

- **No Recording:**

- Check if a hard drive is installed and properly connected.
- Ensure the hard drive has been initialized by the NVR.
- Verify recording schedules are set up correctly for each camera.
- Check the hard drive status for errors or full capacity.

If issues persist, please refer to the Foscam support website or contact customer service.

## 6. TECHNICAL SPECIFICATIONS

Feature	Specification
Brand	Foscam

Feature	Specification
Model Number	FN9108H
Connectivity Technology	Wired
Total USB Ports	1
Compatible Devices	Camera
Memory Storage Capacity	8 TB (supports up to 16 TB)
Hard Drive Size	8 TB
Number of Channels	8
Item Weight	1 Kilogram
Digital Media Format	Hard Drive
Video Input	IP
Amazon Best Sellers Rank	#118351 in High-tech, #246 in Cylindrical Surveillance Cameras
Date First Available	July 11, 2023

## 7. WARRANTY AND SUPPORT

### 7.1. Product Warranty

The Foscam FN9108H NVR comes with a **3-year quality assured warranty** from Foscam. Please retain your proof of purchase for warranty claims.









Image: Foscam 3-Year Quality Assured Warranty Badge.

### 7.2. Customer Support

For technical assistance, troubleshooting, or warranty inquiries, please contact Foscam customer support through their official website or the contact information provided in your product packaging. You can also visit the Foscam support page for FAQs and additional resources.

**Foscam Official Website:** [www.foscam.com](http://www.foscam.com)

© 2023 Foscam. All rights reserved. This manual is for informational purposes only.

	<p><a href="#">Foscam NVR User Manual - FN9108E, FN9108H, FNA108E, FNA108H Series</a></p> <p>Comprehensive user manual for Foscam FN9108E, FN9108H, FNA108E, and FNA108H series Network Video Recorders (NVRs). Covers installation, setup, GUI operation, Foscam app integration, and VMS software.</p>
	<p><a href="#">Foscam FN9108H Network Video Recorder User Manual</a></p> <p>User manual for the Foscam FN9108H Network Video Recorder, providing comprehensive guidance on installation, setup, operation, remote access, and firmware updates for enhanced home security.</p>
	<p><a href="#">FOSCAM NVR User Manual: FN7108W-B4-1T Kit, FN8108H, FN8108HE Setup and Operation</a></p> <p>Comprehensive user manual for FOSCAM Network Video Recorder (NVR) models FN7108W-B4-1T Kit, FN8108H, and FN8108HE. Covers installation, setup, GUI, Foscam App, VMS software, specifications, and troubleshooting.</p>
	<p><a href="#">FOSCAM FN3004H &amp; FN3104H Network Video Recorder User Manual</a></p> <p>Comprehensive user manual for FOSCAM FN3004H and FN3104H Network Video Recorders, covering installation, configuration, operation, and troubleshooting for home and business surveillance.</p>
	<p><a href="#">Foscam FN7104W-B4 NVR Kit User Manual</a></p> <p>Comprehensive user manual for the Foscam FN7104W-B4 Network Video Recorder (NVR) Kit, covering installation, configuration, features, GUI operations, safety instructions, and technical support for home and business surveillance.</p>
	<p><a href="#">Foscam NVR User Manual: FN9108E, FN9108H, FNA108H Series</a></p> <p>Comprehensive user manual for Foscam Network Video Recorders (NVRs), covering installation, configuration, features, and troubleshooting for models like FN9108E, FN9108H, and FNA108H series.</p>



[Foscam FN9108H Network Video Recorder User Manual](#)

User manual for the Foscam FN9108H Network Video Recorder, providing comprehensive guidance on installation, setup, operation, remote access, and firmware updates for enhanced home security.

lang:en **score:44** filesize: 1.76 M page\_count: 97 document date: 2023-08-23



[\[pdf\] User Manual Instructions](#)

Administrator UserManual us foscam NVRUserManual II 2 5 1Configuration 21 User Manual for FN9108HE FN9108H FN9108E B4 T4 file html cate manual id 140 |||

User Manual Model: FN9108E-T4 Model: FN9108E-B4 Model: **FN9108H/ FN9108HE** Version: 1.0 NVR User Manual Table of Contents Table of

Contents.....  
I Security Wa...

lang:af **score:43** filesize: 3.51 M page\_count: 96 document date: 2023-06-12




[\[pdf\] User Manual Instructions](#)

Administrator Manual de Usuario Grabadores FN9108HE FN9108H FNA108HE FA9108H FN9108E B4 T4 FNA108E V1 3 ingles foscam es descarga |||

User Manual Model: FN9108E-T4/FNA108E-T4 Model: FN9108E-B4/FNA108E-B4 Model: **FN9108H/ FN9108HE/FNA108H/FNA108HE** Version: 1.3 NVR User Manual Table of Contents Table of Contents.....

lang:af **score:42** filesize: 2.03 M page\_count: 108 document date: 2024-06-28



[Foscam NVR User Manual: FN9108E, FN9108H, FNA108H Series](#)

Comprehensive user manual for Foscam Network Video Recorders (NVRs), covering installation, configuration, features, and troubleshooting for models like FN9108E, FN9108H, and FNA108H series.

lang:af **score:42** filesize: 3.66 M page\_count: 108 document date: 2024-03-20





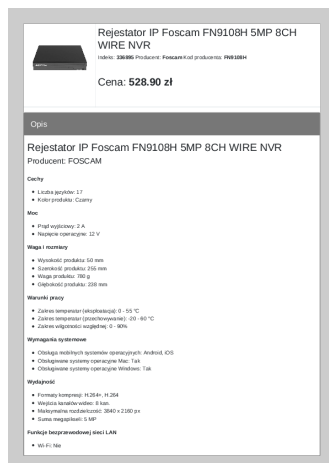
[\[pdf\]](#) User Manual

Manual de Usuario Grabadores FN9108HE FN9108H FNA108HE FA9108H FN9108E B4 T4 FNA108E V1 3 español  
foscarn es descarga |||

Machine Translated by Google Manual de usuário Modelo: FN9108ET4/FNA108ET4 Modelo: FN9108EB4/FNA108EB4 Modelo: **FN9108H/ FN9108HE**/FNA108H/FNA108HE Versin: 1.3

Machine Translated by Google Manual de usuario del NVR Tabla de contenido Tabla de contenido.....

lang:es score:41 filesize: 2.34 M page count: 108 document date: 2024-06-28

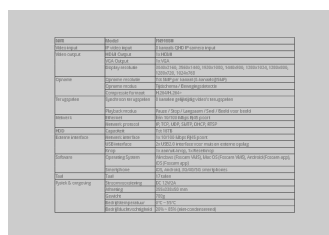


[\[pdf\]](#)

Rejestrator IP Foscam FN9108H 5MP 8CH WIRE NVR Sklep internetowy stylem.pl rejestrator ip foscam fn9108h 5mp 8ch wire nvr 336895 upload files product ||

Rejestator IP Foscam **FN9108H** 5MP 8CH WIRE NVR Indeks: 336895 Producent: Foscam Kod producenta: **FN9108H** Cena: 528.90 zł Opis Rejestator IP Foscam **FN9108H** 5MP 8CH WIRE NVR Producent: FOSCAM Cechy Liczba językw: 17 Kolor produktu: Czarny Moc Prd wyjciowy: 2 A Napięcie operacyjne: 12 V Waga i rozmiary Wys...

lang:pl score:40 filesize: 93.32 K page\_count: 3 document date: 2023-12-18



[\[pdf\]](#) Specifications

Bethina van Emmen 82554 Foscam FN9108H specsheet data kommago nl files |||

NVR Video input Video output Opname Terugspelen Netwerk HDD Externe interface Software  
Taal Fysiek omgeving Model IP video input HDMI Output VGA Output Display resolutie Opname  
resolutie Opname modus Compressie formaat Synchroon terugspelen **FN9108H** 8 kanaals QHD  
IP camera input 1x HDMI 1x VGA 38...

lang:nl score:36 filesize: 60.71 K page count: 2 document date: 2023-07-24



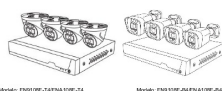
[Foscam NVR User Manual - FN9108E, FN9108H, FNA108E, FNA108H Series](#)

Comprehensive user manual for Foscam FN9108E, FN9108H, FNA108E, and FNA108H series Network Video Recorders (NVRs). Covers installation, setup, GUI operation, Foscam app integration, and VMS software.

lang:af score:35 filesize: 3.66 M page count: 108 document date: 2023-12-22

FOSCAM  
home security

## Manual de usuario



Versión: 1.2

## [pdf] User Manual

Kit FOSCAM FN9108E T4 2T POE 8CH incluye 4 cámaras T5EP 5 0Mpx Manual de Usuario Grabadores y Kits NVR

Foscam B4 en es foscam descarga Descargar |||

Machine Translated by Google Manual de usuario Modelo: FN9108ET4/FNA108ET4 Modelo: FN9108EB4/FNA108EB4 Modelo: **FN9108H/ FN9108HE**/FNA108H/FNA108HE Versin: 1.2

Machine Translated by Google Manual de usuario del NVR Tabla de contenido Tabla de contenido.....

lang:es score:34 filesize: 7.98 M page\_count: 108 document date: 2024-01-12

## [pdf] User Manual Quick Start Guide Guide

305503001108 FN9108W B4 142 5x95 V1 0 User Manual ShenZhen Foscam Intelligent Technology Co Ltd

FI9925W IP66 Waterproof Wireless IP Camera ZDEFI9925W fi9925w

Quick Setup Guide For detailed manuals, tools, etc., please visit foscam.com/downloads. V1.0

305503 ... preview interface, select a channel to view it s picture, click to enter, as follow shows:

FN9108W **FN9108H** 22 4. Record and Playback Scheduled Record: Right-click Main Menu

Record choose recording...

lang:en score:29 filesize: 1.58 M page\_count: 2 document date: 2025-03-10

## [pdf] Quick Start Guide Guide

305503000893 FN9108H 148 5x105 V1 1 20230531 Guia Rapida de Instalacion NVR IP Foscam FN9108H

FNA108H ingles foscam es descarga |||

Quick Setup Guide Network Video Recorder 1 Before You Start Package Contents NVR DC Power Adapter Quick Setup Guide Warning Card Ethernet Cable USB Mouse Screw Pack Data Wire and Power Wire of the Hard Drives 2 Hard Disk Installation WARNING Before installing a hard disk drive HDD , please make...

lang:en score:26 filesize: 1.35 M page\_count: 2 document date: 2024-06-28



## [pdf]


305503000937 FN9108H FNA108H 148 5x105 V1 1 Guia Rapida de Instalacion NVR IP Foscam español

foscam es descarga |||

Gua de configuracin rpida Grabador de vdeo en red 1 Antes de Comenzar Contenido del Paquete NVR Adaptador de corriente CC Gua de instalacin rpida Cables y cable de alimentacin del discos duro Cable Ethernet Ratn USB Paquete de tornillos Advertencia de seguridad Las cmaras y NVR de Foscam requiere...


lang:es score:23 filesize: 1.33 M page\_count: 2 document date: 2024-06-28





[pdf] Declaration of Conformity  
Germany EC Declaration FN7104W B4 FN7108W FN8108H FN8108HE FN9108H FN9108HE FN9116H FN9116HE  
FN9108E Foscam of Conformity System Signed foscam Images ce |||

...  
lang:es score:15 filesize: 409.68 K page\_count: 2 document date: 2023-03-13



[pdf] Declaration of Conformity  
Germany EC Declaration FN8108H FN8108HE FN9108H FN9108HE FN9108E B4 T4 FNA108H FNA108HE FNA108E  
Foscam of Conformity System foscam Images ce FNA108 |||

...  
lang:es score:15 filesize: 475.38 K page\_count: 2 document date: 2023-09-27



[pdf] Declaration of Conformity  
Germany EC Declaration FN8108H FN8108HE FN9108H FN9108HE FN9108E B4 T4 FNA108H FNA108HE FNA108E  
FNA216HE Foscam of Conformity System FNA1 foscam Images ce |||

...  
lang:es score:14 filesize: 465.33 K page\_count: 2 document date: 2024-07-02

We / Wir / Shi: Shenzhen FOBCAM Intelligent Technology Co., Ltd, Room 502, Dui Ming 1B, Shenzhen

Wu / Wiri ShouZhen FORCAM Intelligent Technology Co., Ltd. Room 902, Building 1B, Shenzhen International Innovation Valley, Xingke 1st Street, Nanshan District, Shenzhen, Guangdong, China, 518055  
and our authorized reseller / and non-exclusive distributor:  
INKVIDITO GmbH & Co. KG Hans-Sachs-Str. 10, 40721 Hilden, Germany

declare under our sole responsibility that following products:  
erklären in unserer alleinigen Verantwortung, das folgende Produkt:

NVR, NVR KH  
 Nützerverkriebsrekorder, NVR (Eisenbahnkategorie)  
 Model / ModelID: FN810SH, FN810HHE, FN910H, FN910SH, FN910SE, FN910SE-B4,  
 FN910ST-T4, FNA10SH, FNA10HHE, FNA10SE, FNA10SE-B6, FNA10SE-T4, FNA216HE,  
 FNA216H

are in conformity with the essential requirements and other relevant requirements of the following Directives:

den grundlegenden Anforderungen und anderen Vorschriften folgender Richtlinien entsprechen:

EMD Directive 2014/55/EU  
 EMC Directive 2014/53/EU

References to the relevant harmonised standards used or references to the other technical specifications in relation to which conformity is declared:  
Verweise auf die relevanten verwendeten harmonisierten Normen oder Verweise auf die anderen technischen Spezifikationen, die für die Beurteilung verwendet wurden:

EN62168-1:2014+A11:2017  
EN 5802:2015+A1:2020  
EN 5803:2017+A11:2020  
EN IEC61000-3-2:2019+A1:2021  
EN 61090-3-3:2013 A2:2021

IEC 62321-3-1:2013 / IEC 62321-5:2013

IEC 62321-3:2017 / IEC 62321

Issued place and date: / *Got no*  
Shenzhen, September 24, 2024

Signature of authorized person \_\_\_\_\_

Germany EC Declaration FN8108H FN8108HE FN9108H FN9108HE FN9108E B4 T4 FNA108H FNA108HE FNA108E

FNA216HE FNA216H Foscam of Conformity System FNA foscam Images ce |||

...

lang:es score:14 filesize: 475.8 K page\_count: 2 document date: 2024-09-24