

**Coby CETW526**

# Coby True Wireless Earbuds User Manual

Model: CETW526

## INTRODUCTION

---

These Coby True Wireless Earbuds provide a high-quality audio experience with advanced features designed for convenience and performance. They feature adaptive noise isolation, an LCD battery display charging case, voice assistant support, and immersive high-fidelity audio. With up to 10 hours of total playtime and Bluetooth 5.3 connectivity, these earbuds are ideal for daily use, commutes, and active lifestyles.

## PACKAGE CONTENTS

---



Image: The retail box, the charging case with earbuds inside, two loose earbuds, and a USB-C charging cable are displayed on a white surface.

Upon opening the package, ensure all components are present:

- Coby True Wireless Earbuds (Left and Right)
- Charging Case with LCD Battery Display
- USB-C Charging Cable
- Ear Cushions (various sizes)

## SETUP

---

### 1. Initial Charging



USB Type-C



# Ultra-Fast Charging Capabilities

Image: Two black charging cases are shown, one with a USB-C cable plugged in, illustrating the fast charging capability. The LCD display on the cases shows "100".

Before first use, fully charge the earbuds and the charging case. Place the earbuds into the charging case. Connect the provided USB-C cable to the charging port on the case and the other end to a USB power source (e.g., wall adapter, computer USB port).

The LCD display on the charging case will show the current battery percentage, indicating charging progress. A full charge is indicated by "100" on the display.

## 2. Bluetooth Pairing

# Fast Wireless Pairing



Image: A smartphone screen displays the Bluetooth settings, showing "CETW526" as a connected device. The charging case with earbuds is next to the phone.

1. Ensure the earbuds are charged and inside the charging case.
2. Open the charging case lid. The earbuds will automatically enter pairing mode.
3. On your device (smartphone, tablet, etc.), enable Bluetooth.
4. Search for new devices. Select "CETW526" from the list of available devices.
5. Once connected, a voice prompt will confirm successful pairing.

The earbuds utilize Bluetooth 5.3 for stable and fast wireless connectivity.

## OPERATING INSTRUCTIONS

---

### Wearing the Earbuds






Image: A close-up of a man wearing a black Coby True Wireless Earbud, demonstrating a snug and secure fit in the ear.

Gently insert each earbud into your ear canal. Adjust the earbud until it feels snug and comfortable. The correct fit is crucial for optimal sound quality and noise isolation.

## Audio Playback and Calls

The earbuds feature intuitive controls for managing your audio and calls. Specific touch controls may vary slightly, but general functions include:

- **Play/Pause:** Single tap on either earbud.
- **Next Track:** Double tap on the right earbud.
- **Previous Track:** Double tap on the left earbud.
- **Answer/End Call:** Single tap on either earbud during an incoming call.
- **Reject Call:** Press and hold either earbud for 2 seconds during an incoming call.
- **Activate Voice Assistant:** Triple tap on either earbud to activate your device's voice assistant (e.g., Siri, Google Assistant).

These earbuds offer adaptive noise isolation to reduce ambient noise, allowing for a more immersive listening experience.



Image: An exploded diagram illustrates the internal components of a Coby earbud, highlighting its high-fidelity audio drivers and circuitry.

## MAINTENANCE

---

To ensure the longevity and optimal performance of your Coby True Wireless Earbuds, follow these maintenance guidelines:

- **Cleaning:** Regularly clean the earbuds and charging case with a soft, dry, lint-free cloth. Do not use abrasive cleaners or solvents. For earwax buildup, gently clean the ear tips with a small, soft brush or cotton swab.
- **Storage:** When not in use, always store the earbuds in their charging case to protect them from dust, dirt, and physical damage.
- **Battery Care:** Avoid fully depleting the battery frequently. Charge the case and earbuds regularly, even if not in constant use, to maintain battery health.
- **Water Resistance:** The earbuds are water-resistant, but not waterproof. Avoid submerging them in water or exposing them to heavy rain. Dry them thoroughly if they get wet from sweat or light splashes.



## TROUBLESHOOTING

If you encounter issues with your earbuds, try the following solutions:

Problem	Solution
Earbuds not pairing/connecting.	Ensure earbuds are charged. Turn off and on Bluetooth on your device. Forget "CETW526" in your device's Bluetooth settings and re-pair. Place earbuds back in the case, close the lid, wait a few seconds, then open again.
Only one earbud working.	Ensure both earbuds are charged. Place both earbuds back in the charging case, close the lid, and then take them out again. Clean the charging contacts on both earbuds and inside the case. Try resetting the earbuds (refer to specific reset instructions if available in a full manual, otherwise, re-pairing is the common first step).
Low volume or poor sound quality.	Adjust the volume on your connected device. Ensure earbuds are properly seated in your ears for a secure seal. Clean any debris from the earbud speakers. Check if the audio source is of good quality.
Charging case not charging.	Ensure the USB-C cable is securely connected to both the case and the power source. Try a different USB-C cable or power adapter. Clean the charging port on the case.

## SPECIFICATIONS

Feature	Detail
Model Name	Wireless Earbuds
Item Model Number	CETW526
Connectivity Technology	Wireless (Bluetooth)
Bluetooth Version	5.3
Battery Life (Total Playtime)	Up to 10 Hours
Control Type	Voice Control
Noise Control	Sound Isolation
Water Resistance Level	Water Resistant
Frequency Range	20 Hz - 20,000 Hz
Compatible Devices	iPhone, iPad, Android, Smartphone, Bluetooth Enabled Devices
Product Dimensions	1.62 x 5.52 x 7.49 inches
Item Weight	3.2 ounces




Feature	Detail
UPC	810071493423

## WARRANTY AND SUPPORT

For warranty information or technical support, please refer to the warranty card included with your product or visit the official Coby website. You may also contact Coby customer service directly for assistance with product issues or inquiries. *Note: Keep your purchase receipt as proof of purchase for warranty claims.*

© 2024 Coby. All rights reserved.

## Related Documents

	<p><a href="#">Coby CETW571 True Wireless Stereo Earbuds User Manual</a></p> <p>User manual for the Coby CETW571 True Wireless Stereo Earbuds, covering overview, charging, powering on/off, pairing, controls, troubleshooting, specifications, safety precautions, and FCC statements.</p>
	<p><a href="#">Coby CETW516 True Wireless Stereo Earbuds User Manual</a></p> <p>User manual for Coby CETW516 true wireless stereo earbuds, detailing features, operation, charging, pairing, controls, troubleshooting, specifications, and safety guidelines.</p>
	<p><a href="#">CETW645 Active Noise Cancelling TWS Earbuds User Manual</a></p> <p>User manual for the CETW645 Active Noise Cancelling TWS Earbuds with Hi-Res LCD Touchscreen Case. Learn about powering on/off, pairing, controls, troubleshooting, and specifications.</p>



**COBY®**

True Wireless  
Rugged Speaker



Instruction Manual  
CSTW-43FD



[Coby CSTW-43FD True Wireless Rugged Speaker Instruction Manual](#)

Instruction manual for the Coby CSTW-43FD True Wireless Rugged Speaker, covering setup, operation, features, and specifications.