

Wireless Express WE-BB

Wireless Express Retro Boombox Speaker with LED Lights

Model: WE-BB

INTRODUCTION

Welcome to the instruction manual for your new Wireless Express Retro Boombox Speaker. This device combines nostalgic design with modern audio technology, offering a versatile sound experience for both indoor and outdoor environments. Enjoy powerful sound, vibrant LED lights, and multiple playback options including Bluetooth, FM radio, USB, and SD card.

Key features include:

- **Retro Style with LED Party Lights:** Classic boombox design with dynamic LED lights that synchronize with your music.
- **Wireless Bluetooth Connectivity:** Seamless streaming from Bluetooth-enabled devices up to 33 feet away.
- **Enhanced FM Radio:** Clear reception for your favorite radio stations.
- **Portable and Rechargeable:** Built-in battery for extended playtime, lightweight and easy to carry.
- **Versatile Playback Options:** Supports USB drive and SD card playback for diverse music sources.

SETUP

What's in the Box

Upon unboxing your Retro Boombox Speaker, please ensure all components are present:

- Wireless Express Retro Boombox Speaker
- Charging Cable

Charging the Speaker

Before first use, fully charge the speaker.

1. Locate the DC 5V IN port on the speaker's control panel.
2. Connect the provided Charging Cable to the speaker and a compatible USB power source (e.g., USB wall adapter, computer USB port).
3. The charging indicator light will illuminate. Once fully charged, the light may change color or turn off, depending on the model.

Note: A full charge provides several hours of continuous playtime.

Powering On/Off

To power on the speaker, locate the ON/OFF switch on the control panel and slide it to the "ON" position. To power off, slide the switch to the "OFF" position.



Image: Top view of the boombox speaker, highlighting the handle and the control panel with its various buttons and ports, including the ON/OFF switch.

OPERATING INSTRUCTIONS

Bluetooth Pairing

Connect your device wirelessly to the speaker via Bluetooth.

1. Ensure the speaker is powered on and in Bluetooth mode (indicated by a voice prompt or display icon). If not, press the "MODE" button to switch to Bluetooth.
2. On your smartphone, tablet, or other Bluetooth-enabled device, go to the Bluetooth settings.
3. Search for available devices and select "WE-BB" (or similar name) from the list.
4. Once paired, the speaker will confirm with an audible prompt, and you can begin streaming audio.

For on-the-go sound to
entertain friends and family



Image: A user demonstrating the portability of the speaker, with visual cues highlighting its rechargeable nature, USB compatibility, and Bluetooth functionality.

FM Radio Operation

Enjoy your favorite radio stations with the built-in FM tuner.

1. Press the "MODE" button to switch to FM Radio mode.
2. Extend the telescoping antenna for optimal reception.
3. Press and hold the "Play/Pause" button to auto-scan and save available FM stations.
4. Use the "Previous" and "Next" buttons to navigate through saved stations.

USB and SD Card Playback

Play music directly from a USB drive or SD card.

1. Insert a USB drive into the USB port or an SD card into the TF (SD card) slot.
2. The speaker will automatically switch to the corresponding mode and begin playing audio files.
3. Use the "Play/Pause", "Previous", and "Next" buttons to control playback.

LED Light Control

The speaker features dynamic LED lights that enhance the listening experience. The lights typically pulse

with the music. There is no specific button for light control mentioned, implying they are automatic.

Volume Adjustment

Adjust the volume using the large rotary knob located on the front panel of the speaker. Turn clockwise to increase volume and counter-clockwise to decrease.



Image: Front view of the speaker, showcasing its vibrant design, LED-lit speakers, and the central volume knob.

MAINTENANCE

Cleaning

To maintain the appearance and functionality of your speaker:

- Wipe the exterior with a soft, dry cloth.
- Do not use abrasive cleaners, waxes, or solvents.
- Avoid exposing the speaker to excessive moisture.

Storage

When not in use for extended periods, store the speaker in a cool, dry place away from direct sunlight and extreme temperatures.

TROUBLESHOOTING

Problem	Possible Cause	Solution
No power	Battery is depleted.	Charge the speaker using the provided charging cable.
No sound	Volume is too low or muted. Device not paired correctly.	Increase volume. Re-pair Bluetooth device or check connection for USB/SD.
Bluetooth pairing failed	Speaker not in pairing mode. Device too far. Interference.	Ensure speaker is in Bluetooth mode. Move device closer. Turn off other Bluetooth devices.
Poor FM radio reception	Antenna not extended. Weak signal.	Fully extend the telescoping antenna. Try moving the speaker to a different location.



SPECIFICATIONS


- **Brand:** Wireless Express
- **Model Number:** WE-BB
- **Product Dimensions:** 13 x 5 x 8 inches
- **Item Weight:** 4.25 pounds
- **Connectivity Technology:** Bluetooth
- **Speaker Type:** Stereo
- **Color:** Swirl Bling
- **Date First Available:** July 10, 2023

WARRANTY AND SUPPORT

This product is manufactured by Wireless Express. For specific warranty information or technical support, please refer to the documentation included with your purchase or contact the manufacturer directly. Standard return policies typically allow for returns within 30 days of purchase. Protection plans may also be available for extended coverage.

Related Documents


	<p>Wireless Express Fun Light Speaker Manual - Bluetooth 5.1</p> <p>User manual for the Wireless Express Fun Light Speaker (WE-FLSPK) with Bluetooth 5.1. Includes setup, pairing, music playback, technical specifications, and safety guidelines in multiple languages.</p>
	<p>Sing-along PRO SA2 Wireless Karaoke Microphone User Manual</p> <p>User manual for the Wireless Express Sing-along PRO SA2 wireless karaoke microphone. Features include Bluetooth connectivity, volume and echo controls, charging instructions, troubleshooting guide, technical specifications, safety rules, and warranty information.</p>



[pdf] Declaration of Conformity

Declaration Letter of Model Difference Wireless Express Inc WE BB Boomboxes 2A4HD 2A4HDWEBB we bb

Wireless Express Inc Add: 53-57 North Mall, Plainview, New York 11803, USA Date: 2022-3-6 FCC ID: 2A4HD-**WE-BB** Dear Sir/Madam, We, Wireless Express Inc Hereby declares the following statement for Federal Communications Commission, PCB board, circuit, structure and internal of these model s are the ...
lang:en score:23 filesize: 73.89 K page_count: 1 document date: 2022-03-08

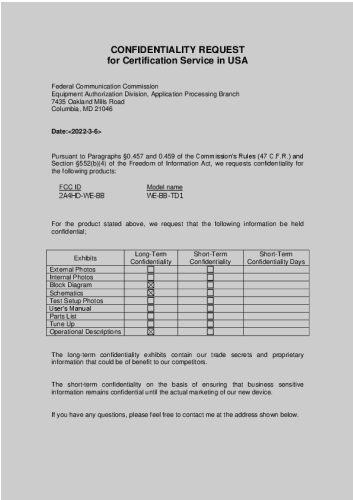


[pdf] User Manual

CE21072201 style WE BB TD1 user manual Administrator User Manual Wireless Express Inc Boomboxes 2A4HD 2A4HDWEBB we bb


...

lang:en score:23 filesize: 1.64 M page_count: 1 document date: 2022-03-08




[pdf] Confidentiality Request Letter

FCC Confidentiality request letter Wireless Express Inc WE BB Boomboxes 2A4HD 2A4HDWEBB we bb
CONFIDENTIALITY REQUEST for Certification Service in USA Federal Communication Commission Equipment ... e Freedom of Information Act, we requests confidentiality for the following products: FCC ID 2A4HD-**WE-BB** Model name **WE-BB**-TD1 For the product stated above, we request that the following information...
lang:en score:22 filesize: 107.73 K page_count: 2 document date: 2022-03-08



[pdf] Test Report

Test report DSS Wireless Express Inc WE BB Boomboxes 2A4HD 2A4HDWEBB we bb
Page 1 of 38 Report No.: AIT22022408W1 TEST REPORT Client Information:
Applicant: Wireless Expre ... Xixiang Road, Baoan District, Shenzhen Product
Information: Product Name: Boomboxes Model No.: **WE-BB**-TD1, EBT-793B,**WE-BB**-
Pink Bling, **WE-BB**-RETRO, **WE-BB**-Blue Camo, **WE-BB**-IRBling, **WE-BB**-Glitter
Rai...
lang:en score:20 filesize: 682.12 K page_count: 38 document date: 2022-03-08



[pdf]

Appendix A RF Test Data for BT Wireless Express Inc WE BB Boomboxes 2A4HD 2A4HDWEBB we bb
Dongguan Yaxu AiT Technology Limited Appendix A Report No.: AIT22022408W1
FCC ID: 2A4HD-**WE-BB** RF Test Data for BT BDR/EDR Conducted Measurement
Product Name: Boomboxes Trade Mark: N/A Test Model: **WE-BB**-TD1 Temperature:
Relative Humidity: ATM Pressure: Test Engineer: Supervised by: Environmen...
lang:de score:18 filesize: 4.05 M page_count: 42 document date: 2022-03-08



[pdf] Decleration of Conformity Product Photos Teardown

Microsoft Word Internal Photos doc Administrator Wireless Express Inc WE BB Boomboxes 2A4HD
2A4HDWEBB we bb
Page 1 of 5 Internal Photos Photo 1 FCC ID: 2A4HD-**WE-BB** Photo 2 Dongguan Yaxu
AiT Technology Limited No.22, Jinqianling 3rd Street, Jitigang, Huangjiang,
Dongguan, Guangdong, China. Page 2 of 5 Photo 3 FCC ID: 2A4HD-**WE-BB** Photo 4
Dongguan Yaxu AiT Technology Limited No.22, Jinqianling 3r...
lang:tl score:18 filesize: 752.01 K page_count: 5 document date: 2022-03-08




[\[pdf\]](#) Declaration of Conformity Product Photos

Microsoft Word External Photos doc Administrator Wireless Express Inc WE BB Boomboxes 2A4HD 2A4HDWEBB we bb

Page 1 of 4 External Photos Photo 1 FCC ID: 2A4HD-**WE-BB** Photo 2 Dongguan Yaxu AiT Technology Limited No.22, Jinqianling 3rd Street, Jitigang, Huangjiang, Dongguan, Guangdong, China. Page 2 of 4 Photo 3 FCC ID: 2A4HD-**WE-BB** Photo 4 Dongguan Yaxu AiT Technology Limited No.22, Jinqianling 3r...

lang:tl **score:18** filesize: 302.88 K page_count: 4 document date: 2022-03-08




[\[pdf\]](#)

FCC POA Wireless Express Inc WE BB Boomboxes 2A4HD 2A4HDWEBB we bb

Wireless Express Inc 53-57 North Mall, Plainview, New York 11803, USA Federal Communications Commis ... act on our behalf in all matters relating to applications for equipment authorization FCC ID: 2A4HD**WE-BB** including the signing of all documents related to these matters. Any and all acts carried out ...

lang:en **score:18** filesize: 67.45 K page_count: 1 document date: 2022-03-08



[\[pdf\]](#) Declaration of Conformity Product Photos

Microsoft Word Test Setup Photos doc Administrator Wireless Express Inc WE BB Boomboxes 2A4HD 2A4HDWEBB we bb

Test Setup Photo Radiated Emission Page 1 of 2 FCC ID: 2A4HD-**WE-BB** Dongguan Yaxu AiT Technology Limited No.22, Jinqianling 3rd Street, Jitigang, Huangjiang, Dongguan, Guangdong, China. Conducted Emission Page 2 of 2 FCC ID: 2A4HD-**WE-BB** -----End----- Dongguan Yaxu AiT Technology Limite...

lang:en **score:17** filesize: 171.21 K page_count: 2 document date: 2022-03-08

