

## CAPOXO N7-2377-BU

# CAPOXO Wireless Earbuds V5.3 Instruction Manual

Model: N7-2377-BU | Brand: CAPOXO

## INTRODUCTION

This manual provides comprehensive instructions for the setup, operation, and maintenance of your CAPOXO Wireless Earbuds V5.3. Please read this manual thoroughly before using the product to ensure optimal performance and longevity.





Image: CAPOXO Wireless Earbuds and their charging case, showcasing the sleek design and LED power display.

## WHAT'S INCLUDED

Your CAPOXO Wireless Earbuds package includes the following items:

- Wireless Earbud (Left & Right)
- Wireless Charging Case
- USB-C Charging Cable
- User Manual

## PRODUCT OVERVIEW

The CAPOXO N7 Wireless Earbuds are designed for an immersive audio experience with advanced features for convenience and clarity.

### Key Features:

- **Hi-Fi Clear Sound:** Engineered with 13mm speaker drivers for crisp sound and deep bass.
- **Bluetooth 5.3:** Ensures fast and stable connection, with automatic quick pairing.
- **Dual LED Power Display:** Allows real-time monitoring of the charging case and individual earbud battery levels.
- **IPX7 Waterproof:** Provides protection against sweat and water splashes, suitable for various activities.
- **Lightweight & Snug Fit:** Ergonomic semi-in-ear design for comfortable and stable wearing.
- **Physical Button Control:** Easy management of calls, music, and voice assistant.
- **Two Built-in Microphones:** Enhanced call performance with clear voice pickup.



Image: Diagram illustrating the 13mm speaker driver for Hi-Fi stereo sound.

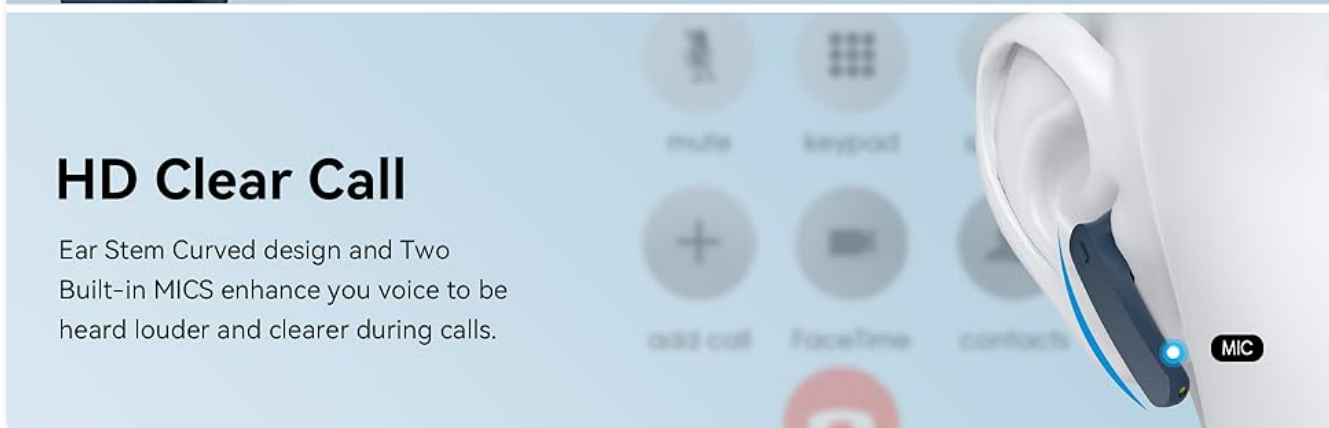


Image: Close-up of the earbud design, highlighting the curved stem and built-in microphone for HD clear calls.

## SETUP AND PAIRING

### Initial Pairing:

1. Ensure the earbuds are charged (refer to the Charging section).
2. Open the charging case lid. The earbuds will automatically power on and enter pairing mode.
3. On your device (smartphone, tablet, laptop), enable Bluetooth.
4. Search for "N7" in the list of available Bluetooth devices.
5. Select "N7" to connect. Once connected, a voice prompt will confirm successful pairing.

After the first successful connection, the earbuds will automatically power on and connect with your phone simply by opening the charging case lid.



## One-step Quick Pairing & Wide Compatibility

Bluetooth 5.3 ensures fast & stable connections, widely compatible with iOS/Android/Windows system.



Phone



Pad



TV



Notebook



Watch



Desktop

Image: Visual representation of the one-step quick pairing process and wide compatibility with various devices via Bluetooth 5.3.

### Single Earbud Use:

The twin TWS earbuds can work independently. You can use one earbud while the other is in the charging case or turned off. Simply take one earbud out of the case, and it will connect to your device.

Your browser does not support the video tag.

Video: Comprehensive demonstration of earbud features including pairing, controls, and usage scenarios.

## CHARGING

The CAPOXO N7 earbuds offer versatile charging options and extended battery life.

### Battery Life:

- Up to 8 hours of playback on a single charge.
- Total playback time of up to 50 hours with multiple recharges from the charging case.

### Charging the Case and Earbuds:

- **Wireless Charging:** Place the charging case on a compatible wireless charging pad (not included).
- **USB-C Charging:** Connect the provided USB-C charging cable to the charging port on the case and a power source.
- The earbuds charge automatically when placed inside the charging case.



# Wireless or USB-C Charging

Make charging easy and full of magic



Image: Illustration showing both wireless charging and USB-C cable charging methods for the earbud case.

# Super Long Battery Life

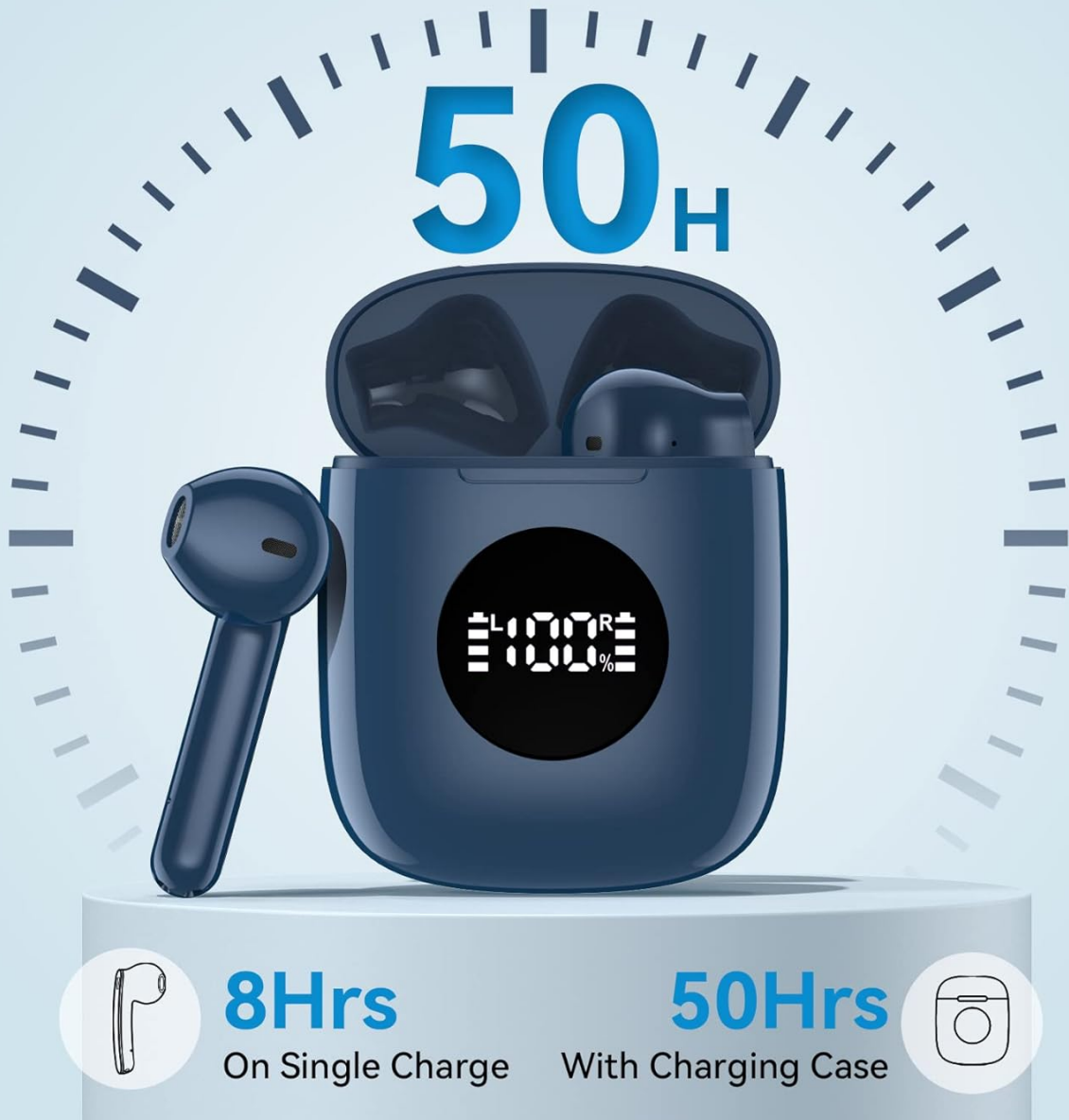


Image: Graphic indicating 8 hours of playback on a single charge and 50 hours total with the charging case.

## LED Power Display:

The built-in dual LED power display on the charging case shows the remaining power of the case and the charging status of each earbud (L/R) in real-time.

# Dual Digital Display

Show the charging case and earbuds' battery power separately



Power Display of  
Charging Case



Power Display of  
earbuds



Image: Close-up of the charging case's LED display, showing separate battery indicators for the case and each earbud.

Your browser does not support the video tag.

Video: Demonstrates the 50-hour playback and LED power display features of the earbuds and charging case.

## OPERATING INSTRUCTIONS

The earbuds feature intuitive physical button controls for various functions.

### Button Functions:

Action	Function
Single Press (L/R)	Play/Pause Music



Action	Function
Double Press (L)	Previous Track
Double Press (R)	Next Track
Long Press (L)	Volume Down
Long Press (R)	Volume Up
Single Press (L/R) during call	Answer/Hang Up Call
Double Press (L/R) during call	Reject Call
Triple Press (L/R)	Activate Voice Assistant (Siri)

# Physical Button Control

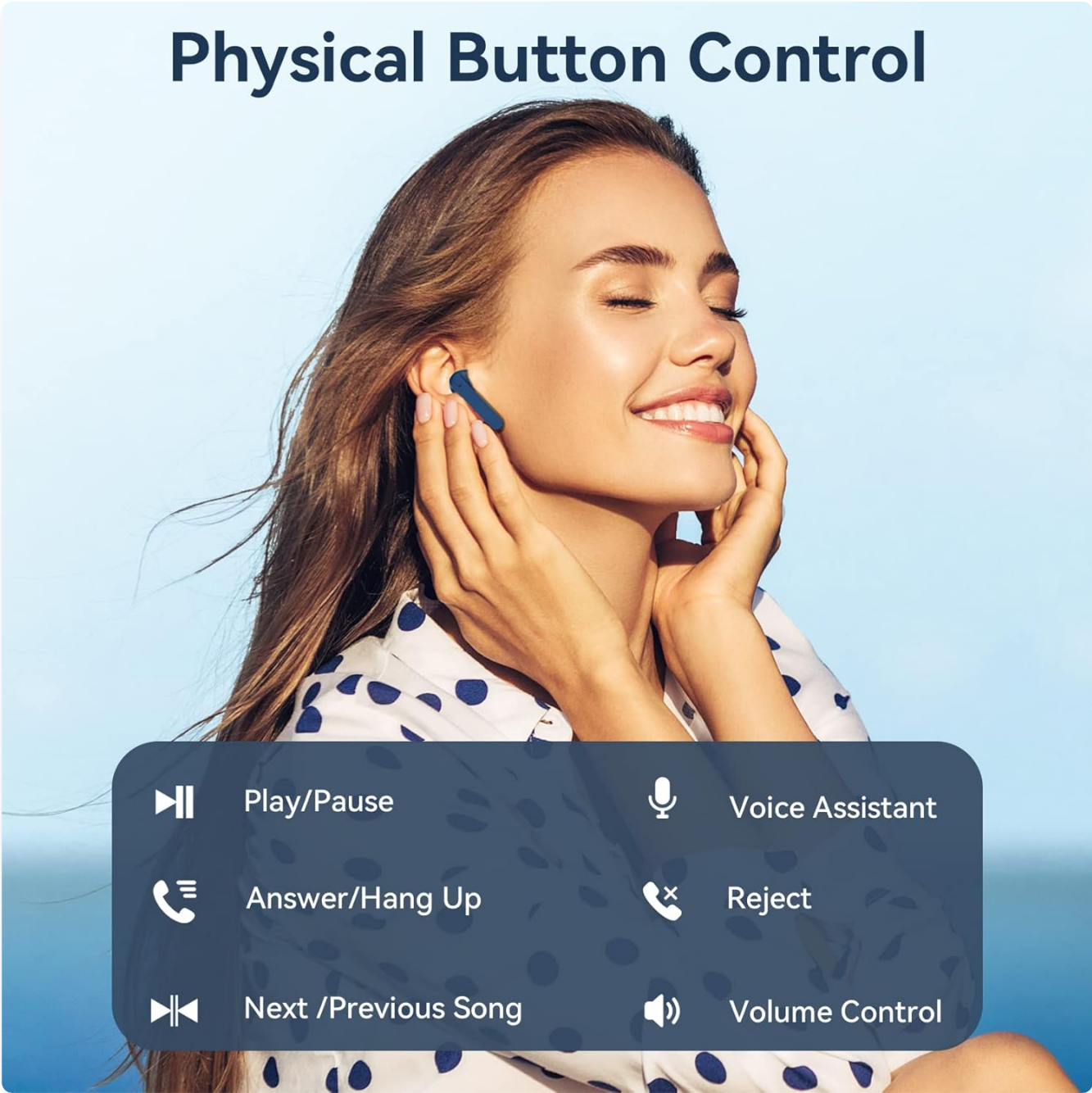


Image: Diagram illustrating the various functions controlled by the physical buttons on the earbuds.

Your browser does not support the video tag.

Video: Demonstrates various usage scenarios for the earbuds, including auto-pairing, physical button controls, and clear call

functionality.

### Usage Scenarios:

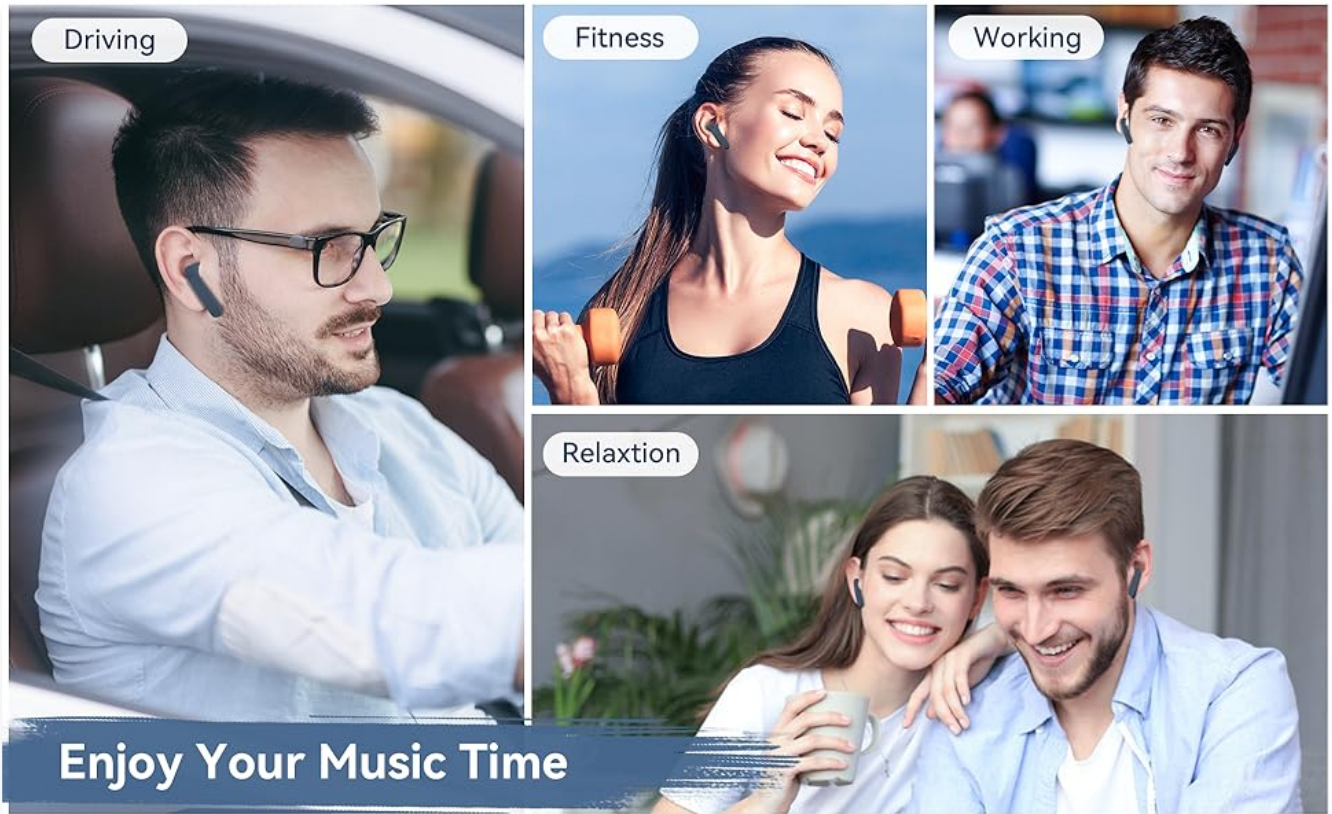



Image: Examples of using the earbuds in different settings such as driving, during fitness activities, while working, and for relaxation.

## CARE AND MAINTENANCE

### Wearing the Earbuds:

For optimal sound quality and comfort, ensure the earbuds are correctly positioned in your ears. The ergonomic design helps them fit snugly.



## Notice

### Remove the Film

Prior to use, please remove the blue insulation sticker on the earbuds, otherwise the earbuds can't get charged from the charging case.

Wear correctly to enhance sound quality

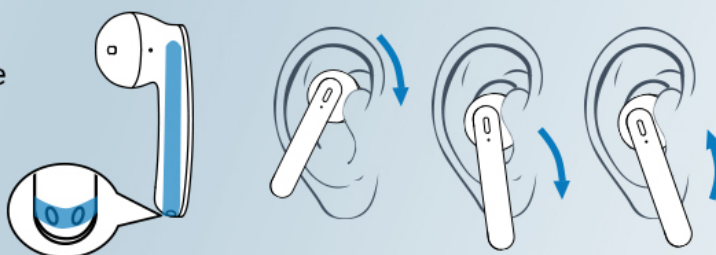


Image: Visual guide on how to correctly wear the earbuds and a reminder to remove the blue insulation sticker prior to first use for proper charging.

### Initial Use Preparation:

Prior to first use, please remove the blue insulation sticker on the earbuds. Failure to do so will prevent the earbuds from charging in the case.

### Water Resistance:

The earbuds are IPX7 waterproof, meaning they are protected against temporary immersion in water. However, they are not designed for swimming or prolonged submersion. Ensure the charging port is dry before charging.

### Cleaning:

Wipe the earbuds and charging case with a soft, dry cloth. Avoid using harsh chemicals or abrasive materials.

## TROUBLESHOOTING

If you encounter any issues with your CAPOXO Wireless Earbuds, please refer to the following common solutions:

- **Earbuds not pairing:**

- Ensure both earbuds are fully charged.
- Make sure the blue insulation stickers have been removed from the earbuds.
- Turn off Bluetooth on your device, then turn it back on.
- Forget "N7" from your device's Bluetooth list and try pairing again.
- Place both earbuds back into the charging case, close the lid, wait a few seconds, then open the lid to re-initiate pairing.

- **Only one earbud working:**

- Ensure both earbuds are charged.
- Place both earbuds back into the charging case, close the lid, and then open it again. This often re-syncs them.
- If the issue persists, try resetting the earbuds (refer to the user manual for specific reset instructions if available, or try forgetting the device and re-pairing).

• **Low volume or poor sound quality:**

- Adjust the volume on both your device and the earbuds.
- Ensure the earbuds are properly seated in your ears.
- Clean any debris from the earbud speakers.

• **Charging case not charging:**

- Check the USB-C cable and power adapter for damage.
- Ensure the cable is securely connected to both the case and the power source.
- If using wireless charging, ensure the case is correctly positioned on the charging pad.

SPECIFICATIONS

Feature	Detail
Model Name	N7-2377-BU
Connectivity Technology	Wireless (Bluetooth 5.3)
Audio Driver Size	13 Millimeters
Battery Life (Earbuds)	Approx. 8 hours (single charge)
Battery Life (with Case)	Up to 50 hours
Charging Time	50 Hours
Water Resistance Level	IPX7 Waterproof
Control Type	Physical Button, Touch, Volume Control
Ear Placement	In Ear
Item Weight (per earbud)	0.17 ounces (approx. 4.7 grams)
Product Dimensions	2.28 x 1.89 x 0.71 inches (Charging Case)
Compatible Devices	Most Bluetooth-enabled devices (Android, iPhone, Laptops, Tablets, etc.)

WARRANTY AND SUPPORT

For warranty information or technical support, please refer to the contact details provided on the product packaging or

visit the official CAPOXO website. Keep your purchase receipt for warranty claims.