

## Manuals+

[Q & A](#) | [Deep Search](#) | [Upload](#)

[manuals.plus](#) /

› [Columbia](#) /

› [Columbia Eyeglasses C 3031 002 Satin Black User Manual](#)

## Columbia C 3031 002

# Columbia Eyeglasses C 3031 002 Satin Black User Manual

### PRODUCT OVERVIEW

This manual provides essential information for the proper use, care, and maintenance of your Columbia Eyeglasses C 3031 002 Satin Black. Designed for comfort and durability, these eyeglasses are crafted to provide clear vision and a stylish appearance.

### PRODUCT VISUAL



A pair of Columbia Eyeglasses model C 3031 002 in Satin Black, shown from a three-quarter front view. The rectangular frames are made of a matte black metal, with clear lenses. The temples are also matte black, featuring a subtle design near the hinge and the Columbia logo. The nose pads are clear and adjustable.

### SETUP AND INITIAL USE

- Unboxing:** Carefully remove your eyeglasses from their packaging. Inspect them for any visible damage.
- Initial Fit:** Gently place the eyeglasses on your face. Ensure the nose pads rest comfortably on your nose bridge and the temples extend over your ears without pinching.
- Professional Adjustment:** For optimal comfort and vision, it is highly recommended to have your eyeglasses professionally adjusted by an optician. This ensures the frames sit correctly and the lenses are aligned with your eyes.

## WEARING YOUR EYEGLASSES

- **Putting On:** Use both hands to put on your eyeglasses, holding them by the temples. This prevents bending or misalignment of the frames.
- **Taking Off:** Similarly, use both hands to remove your eyeglasses. Avoid pulling them off with one hand, as this can strain the hinges and temples.
- **Storage:** When not in use, always store your eyeglasses in a protective case to prevent scratches and damage. Avoid placing them face down on surfaces.

## CARE AND MAINTENANCE

- **Cleaning Lenses:** Use a dedicated eyeglass cleaning spray and a microfiber cloth. Spray both sides of the lenses and gently wipe in a circular motion. Avoid using paper towels, clothing, or harsh chemicals, as these can scratch the lenses.
- **Cleaning Frames:** Wipe the frames with a damp, soft cloth. For deeper cleaning, a mild soap solution can be used, but ensure to rinse thoroughly and dry immediately.
- **Avoid Extreme Temperatures:** Do not expose your eyeglasses to extreme heat (e.g., leaving them in a hot car) or cold, as this can damage the frame material and lens coatings.
- **Regular Checks:** Periodically check screws for tightness. If they become loose, gently tighten them with a small optical screwdriver. Avoid overtightening.

## TROUBLESHOOTING COMMON ISSUES

Issue	Possible Cause	Solution
Eyeglasses slipping down nose	Nose pads too wide or temples too loose.	Gently adjust nose pads inward or seek professional adjustment.
Eyeglasses feel too tight	Temples too narrow or nose pads too close.	Seek professional adjustment to widen temples or adjust nose pads outward.
Lenses are constantly smudged	Improper cleaning method or dirty cleaning cloth.	Use proper cleaning spray and a clean microfiber cloth. Wash cloth regularly.
Screws are loose	Normal wear and tear.	Gently tighten with a small optical screwdriver. Do not overtighten.

## PRODUCT SPECIFICATIONS

- **Brand:** Columbia
- **Model:** C 3031 002
- **Color:** Satin Black
- **Department:** Mens
- **ASIN:** B0CB78K9BF
- **First Available:** April 20, 2021





## WARRANTY INFORMATION

Columbia Eyeglasses are manufactured to high-quality standards. For specific warranty details regarding your C 3031 002 model, please refer to the warranty card included with your purchase or visit the official Columbia Eyewear website. Warranty typically covers manufacturing defects but does not cover damage due to misuse, accidents, or normal wear and tear.

CUSTOMER SUPPORT

If you require further assistance, have questions about your eyeglasses, or need professional adjustments, please contact your authorized Columbia Eyewear retailer or optician. You may also find support information on the official Columbia website. For general inquiries, visit the [Columbia Store on Amazon](#).

Related Documents - C 3031 002

	<p><a href="#">Väikeelamu ehitamine columbiakivist: Juhend iseehitajale</a></p> <p>See juhend pakub põhjalikku teavet väikeelamute projekteerimise ja ehitamise kohta, kasutades Columbia kiviplukke. Juhend sisaldab konstruktiivseid lahendusi, materjalivalikuid ja ehitustehnikaid, mis on mõeldud eelkõige iseehitajatele.</p>
	<p><a href="#">Columbia MCB Series Cast Iron Gas Fired Boilers Installation, Operation &amp; Maintenance Manual</a></p> <p>Comprehensive installation, operation, and maintenance manual for Columbia MCB Series cast iron gas fired boilers for forced hot water systems, featuring Hydrolevel Control. Includes physical data, safety warnings, installation procedures, piping, ventilation, venting, gas connection, electrical, wiring diagrams, lighting, maintenance, ratings, and troubleshooting.</p>
	<p><a href="#">Madelì Villa &amp; Estate Vanity Collections: Specifications and Installation Guide</a></p> <p>Comprehensive guide detailing specifications, features, finishes, and installation instructions for Madeli's B850 Villa (Wall Hung) and B860 Estate (Free Standing) vanity collections, including dimensions and model numbers.</p>
	<p><a href="#">Manuel d'Utilisation Moteur Polini EP-3+</a></p> <p>Guide complet pour l'utilisation, l'installation, l'entretien et le dépannage du système moteur Polini EP-3+ pour vélos électriques.</p>



**E-P3+**  
polini

### [Polini E-P3+ E-bike Motor System User's Manual](#)

Comprehensive user's manual for the Polini E-P3+ electric bike motor system, covering installation, operation, safety, maintenance, and troubleshooting. Learn how to maximize your e-bike experience with Polini.



AUGUST 2025

### [Baldwin Reserve Collection: Premium Door Hardware](#)

Explore the Baldwin Reserve collection, featuring bold design, personal expression, and premium door hardware with various finishes, warranties, and ordering options from Baldwin.