

Manuals+

[Q & A](#) | [Deep Search](#) | [Upload](#)

manuals.plus /

- › [LifeStraw](#) /
- › [LifeStraw Go 2-Stage Filter Bottle 1L Grey User Manual](#)

LifeStraw LSG1LTGY09

LifeStraw Go 2-Stage Filter Bottle

User Manual

INTRODUCTION

The LifeStraw Go 1-Liter (Grey) is an advanced water bottle equipped with a two-stage filter system designed to protect against bacteria, parasites, microplastics, and chemicals like chlorine, while also improving water taste. This leak-proof, BPA-free bottle is an ideal companion for hiking, camping, international travel, and emergency preparedness. Simply fill it with water from a lake, river, or tap, and filter on the go, eliminating the need for single-use plastic bottles.

LifeStraw filters are rigorously tested to meet regulations set by the US Environmental Protection Agency (EPA) and NSF International/ANSI standards.





Image: The LifeStraw Go 2-Stage Filter Bottle in grey, featuring a black lid with a straw and a carabiner clip attached to the side.

KEY FEATURES

- **Comprehensive Filtration:** Protects against 99.999999% of bacteria (including E. coli, Salmonella), 99.999% of parasites (including Giardia and Cryptosporidium), 99.999% of microplastics, chlorine, organic chemical matter, and turbidity. Significantly improves taste.
- **Capacity:** 1 Liter (approximately 34 fluid ounces).
- **Easy to Clean:** The bottle and cap are dishwasher-safe once the filter is removed.
- **Long-lasting Filters:** The durable membrane microfilter lasts up to 4,000 liters (1,000 gallons), and the activated carbon filter lasts up to 100 liters (26 gallons) with proper use and care.

- **Safety and Durability:** Independently laboratory tested, durable, and BPA-free.
- **Social Impact:** For every LifeStraw product purchased, a school child in need receives safe drinking water for an entire school year.



TECHNOLOGY

1. Membrane microfilter

Removes bacteria (E. coli)

*Removes parasites
(Giardia, Cryptosporidium)*

Removes microplastics

Filters 1,000 gal (4,000 L)

Pore size: 0.2 micron

2. Activated carbon filter

Reduces chlorine

*Reduces bad odor +
improves taste*

*Reduces chemicals
(pesticides, herbicides)*

Filters 26 gal (100 L)

Image: A diagram illustrating the two-stage filtration technology of the LifeStraw Go bottle. It shows the membrane microfilter (1) for bacteria, parasites, and microplastics, and the activated carbon filter (2) for chlorine, odor, and chemicals.

SETUP

1. **Unpack:** Carefully remove all components from the packaging: water bottle, water filter, cap with silicone mouthpiece, and carabiner.
2. **Initial Rinse:** Before first use, fill the bottle with clean water and perform a preliminary rinse by sipping water through the filter. Discard the first few sips.
3. **Assemble:** Ensure the membrane microfilter and activated carbon filter are securely inserted into the cap assembly. Twist the cap onto the bottle until it is tightly sealed.

OPERATING INSTRUCTIONS

1. **Fill the Bottle:** Unscrew the cap and fill the bottle with water from your desired source (lake, river, tap, etc.). Do not fill above the maximum fill line.

2. **Secure the Cap:** Screw the cap back onto the bottle tightly to prevent leaks.
3. **Drink:** Open the silicone mouthpiece and sip directly from the straw. The water will be filtered as you drink.
4. **Storage During Use:** When not actively drinking, ensure the mouthpiece is closed to prevent spills. The carabiner can be used to attach the bottle to a backpack or gear.



Image: A person is shown filling the LifeStraw Go bottle directly from a flowing waterfall, demonstrating its use in outdoor environments.

MAINTENANCE

- **Daily Cleaning:** After each use, unscrew the cap and remove the filter. Rinse the bottle and cap with clean water. The bottle and cap are dishwasher-safe once the filter is removed.
- **Filter Backwash:** To ensure optimal flow rate and extend the life of the membrane microfilter, periodically backwash it. This is done by blowing air back through the mouthpiece.
- **Activated Carbon Filter Replacement:** The activated carbon filter should be replaced after approximately 100 liters (26 gallons) of use, or every 3 months, whichever comes first, to maintain taste improvement and chemical reduction.
- **Membrane Microfilter Lifespan:** The membrane microfilter will stop allowing water to pass through when it has reached the end of its lifespan (approximately 4,000 liters or 1,000 gallons). This is a safety feature, indicating it's time for replacement.
- **Long-Term Storage:** For storage longer than 1 month, ensure the filter is completely dry. Follow specific instructions from LifeStraw for proper long-term storage to prevent mold or damage.

TROUBLESHOOTING

Problem	Possible Cause	Solution
Difficulty drawing water / Slow flow rate	Filter clogged or nearing end of life. Airlock in filter.	Perform a backwash by blowing air through the mouthpiece. If flow does not improve, the filter may need replacement. Ensure the bottle is not completely full, allowing air to enter.
Water tastes bad or unusual	Activated carbon filter is exhausted.	Replace the activated carbon filter.
Leakage from bottle	Cap not screwed on tightly. Mouthpiece not fully closed. Damaged seal.	Ensure the cap is securely tightened. Close the mouthpiece completely after drinking. Inspect seals for damage and replace if necessary.

SPECIFICATIONS

Feature	Detail
Model Name	LifeStraw Go 1-Liter (grey)
Model Number	LSG1LTGY09
Capacity	1.0 Liter
Weight	245 g (0.54 lbs)

Feature	Detail
Dimensions (L x W x H)	12.19 x 9.65 x 27.94 cm (4.8 x 3.8 x 11 inches)
Membrane Microfilter Lifespan	Up to 4,000 liters (1,000 gallons)
Membrane Microfilter Pore Size	0.2 micron
Activated Carbon Filter Lifespan	Up to 100 liters (26 gallons) or 3 months
Material	BPA-free plastic, Hollow Fibre
Compliance	Meets US EPA and NSF P231 standards for bacteria and parasite removal. Meets NSF 42 standard for chlorine reduction.
Care Instruction	Hand wash only for filter. Bottle and cap dishwasher safe (filter removed).
What's in the Box	Water bottle, water filter, cap with silicone mouthpiece, carabiner.

WARRANTY AND SUPPORT

LifeStraw products are designed for durability and performance. For specific warranty information and support, please refer to the official LifeStraw website or contact their customer service directly. Keep your proof of purchase for any warranty claims.

For more information and support, visit: www.lifestraw.com

ENVIRONMENTAL IMPACT

LifeStraw is committed to providing safe drinking water globally. For every LifeStraw product purchased, a school child in need receives safe drinking water for an entire school year. This initiative helps improve health and education in communities lacking access to clean water.



YOUR PURCHASE HAS IMPACT

**1 PURCHASE = 1 YEAR
SAFE WATER FOR 1 CHILD**

Image: A smiling child holds two cups, one with clear water and one with murky water, illustrating the impact of providing safe drinking water. Text below highlights: "YOUR PURCHASE HAS IMPACT: 1 PURCHASE = 1 YEAR SAFE WATER FOR 1 CHILD."






© 2023 LifeStraw. All rights reserved.
Model: LSG1LTGY09

Related Documents - LSG1LTGY09



[LifeStraw Go User Manual: Filtered Water On-the-Go](#)

Comprehensive user manual for the LifeStraw Go water filter bottle, providing instructions for first-time use, daily use, cleaning, storage, and important safety precautions. Learn how to ensure safe drinking water from various sources.

	<p>LifeStraw Peak Series Solo Water Filter User Manual</p> <p>User manual for the LifeStraw Peak Series Solo Water Filter, providing instructions on usage, cleaning, long-term storage, and important safety information. Covers English, French, German, and Spanish.</p>
	<p>LifeStraw Go Series Water Bottle with Filter User Manual</p> <p>Comprehensive user manual for the LifeStraw Go Series water bottle with filter, covering first-time use, daily operation, cleaning, maintenance, and safety precautions in multiple languages.</p>
	<p>LifeStraw Personal Water Filter User Manual</p> <p>Comprehensive user manual for the LifeStraw personal water filter, detailing how to use, maintain, and care for the product, along with safety precautions and information about the Giving Back program.</p>
	<p>LifeStraw Personal User Manual: Safe Water Filtration Guide</p> <p>Detailed user manual for the LifeStraw Personal water filter. Learn how to use, maintain, and safely operate your filter for clean drinking water. Includes tips, safety warnings, and information on LifeStraw's social impact initiatives.</p>
	<p>LifeStraw Peak Series Collapsible Squeeze Water Filter System: Daily Use and Cleaning Guide</p> <p>Comprehensive instructions for daily use, cleaning, disinfection, and storage of the LifeStraw Peak Series Collapsible Squeeze Water Filter System. Learn how to assemble, fill, sip, backwash, and maintain your filter for optimal performance.</p>