

Altec Lansing MZX4410

Altec Lansing Kid Safe 2-in-1 Wireless Bluetooth Headphones MZX4410 User Manual

Model: MZX4410

INTRODUCTION

The Altec Lansing Kid Safe 2-in-1 Wireless Bluetooth Headphones (Model MZX4410) are designed to provide a safe and enjoyable audio experience for children. These headphones feature volume-limiting technology to protect delicate hearing, comfortable ear cushions, and versatile connectivity options. This manual provides instructions for setup, operation, and maintenance to ensure optimal performance and longevity of your headphones.

WHAT'S IN THE BOX

- Altec Lansing Kid Safe 2-in-1 Wireless Bluetooth Headphones
- USB-C Charging Cable
- 3.5mm Audio Cable
- Protective Case
- User Manual (this document)

PRODUCT FEATURES

- **Crystal Clear Sound:** High-quality audio with enhanced bass for an immersive listening experience.
- **Safe Volume Limiting:** Integrated technology limits maximum volume to 85dB to protect children's hearing.
- **2-in-1 Connectivity:** Supports both wireless Bluetooth and wired 3.5mm audio connections.
- **Wireless Range:** Up to 30 feet of Bluetooth wireless range for unrestricted movement.
- **Comfortable Design:** Soft ear cushions and an adjustable, cushioned headband ensure a comfortable fit for extended wear.
- **Foldable and Portable:** Convenient foldable design for easy storage and transport.
- **Durable Construction:** Built to withstand active use.



10
HOURS
UP TO 10 HOURS OF
PLAY TIME PER CHARGE


**UNLIMITED
PLAY TIME**
WITH AUX CABLE


CARRY ALONG
WITH INCLUDED CARRY
BAG & CARABINER


KID SAFE
TECHNOLOGY


BUILT-IN
VOLUME LIMITER

Image: Key features of the Altec Lansing Kid Safe Headphones, including battery life, wired option, portability, and safety features.



Image: Visual representation of the 85dB volume limiting technology for safe listening.

SETUP INSTRUCTIONS

1. Charging the Headphones

1. Locate the USB-C charging port on the headphone earcup.
2. Connect the provided USB-C charging cable to the port on the headphones.
3. Plug the other end of the USB-C cable into a compatible USB power source (e.g., computer, wall adapter).
4. The LED indicator will illuminate during charging and change color or turn off when fully charged.
5. A full charge provides approximately 10 hours of playtime.

2. Bluetooth Pairing

1. Ensure the headphones are charged.

2. Press and hold the Power button on the headphone earcup until the LED indicator flashes blue and red, indicating pairing mode.
3. On your device (smartphone, tablet, computer), go to Bluetooth settings and enable Bluetooth.
4. Select "Altec Lansing MZX4410" from the list of available devices.
5. Once connected, the LED indicator will show a solid blue light.
6. The headphones will automatically reconnect to the last paired device when powered on, if within range.



Image: Detail of the headphone controls and ports for charging and wired connection.

OPERATING INSTRUCTIONS

Power On/Off

- To power on, press and hold the Power button until the LED indicator lights up.
- To power off, press and hold the Power button until the LED indicator turns off.

Volume Control

- Use the '+' button to increase volume.
- Use the '-' button to decrease volume.

- The volume is limited to 85dB for hearing protection.

Media Control

- Press the Play/Pause button once to play or pause audio.
- Press and hold the '+' button to skip to the next track.
- Press and hold the '-' button to go to the previous track.

Wired Connection (Optional)

For unlimited playtime or when Bluetooth is not available, use the provided 3.5mm audio cable:

1. Plug one end of the 3.5mm audio cable into the audio jack on the headphone earcup.
2. Plug the other end into the 3.5mm audio output of your device.
3. The headphones will automatically switch to wired mode.



Image: The headphones are compatible with multiple devices via Bluetooth or wired connection.

Video: An official product video demonstrating the Altec Lansing Kid Safe Bluetooth Headphones.

MAINTENANCE

Cleaning

- Wipe the headphones with a soft, dry cloth.
- Do not use harsh chemicals or abrasive materials.
- Ensure no moisture enters the ports.

Storage

- Fold the headphones for compact storage.
- Store them in the provided protective case when not in use to prevent damage.
- Keep in a cool, dry place away from extreme temperatures.



Image: Features highlighting the adjustable and cushioned design for comfort.

TROUBLESHOOTING

- **No Power:** Ensure the headphones are fully charged. Connect to a power source using the USB-C cable.
- **Cannot Pair via Bluetooth:** Make sure the headphones are in pairing mode (flashing blue/red LED). Check that Bluetooth is enabled on your device and that the headphones are within the 30-foot range. Try restarting

both the headphones and your device.

- **No Sound in Wireless Mode:** Verify that the headphones are successfully paired and connected to your device. Check the volume levels on both the headphones and your device.
- **No Sound in Wired Mode:** Ensure the 3.5mm audio cable is securely plugged into both the headphones and your device. Check the volume levels on your device.
- **Sound is Too Low:** The headphones feature a built-in volume limiter at 85dB for safety. This is a design feature and not a malfunction.

SPECIFICATIONS


Feature	Detail
Model Name	MZX4410
Connectivity Technology	Wireless (Bluetooth), Wired (3.5 mm Jack)
Wireless Communication Technology	Bluetooth
Bluetooth Range	30 Feet
Battery Life	10 Hours
Volume Limit	85dB (Kid Safe)
Control Type	Media Control, Touch
Special Features	Adjustable Headband, Detachable Cable, Foldable, Lightweight, Wireless
Material	Plastic
Item Weight	8.8 ounces (0.25 Kilograms)
Manufacturer	Altec Lansing Technologies
UPC	021331082107

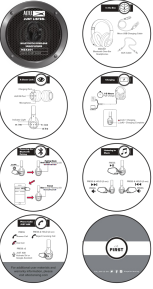




WARRANTY AND SUPPORT

For warranty information and customer support, please refer to the official Altec Lansing website or contact their customer service directly. Details can typically be found on the product packaging or the Altec Lansing support portal.

© 2023 Altec Lansing Technologies. All rights reserved.

Related Documents - MZX4410

<div><p>Do Not Return Card</p><p>IMPORTANT</p><p>PLEASE DO NOT RETURN TO STORE</p><p><small>If You're Hearing Trouble, We're Here to Help!</small></p><p><small>Call us 24/7 at 1-855-292-4287 E-mail us at alsupport@altec.com or visit us at altec Lansing.com</small></p></div>	<p>Altec Lansing MZX4500 AL Kids 2-in-1 ANC Headphones Quick Start Guide</p> <p>A quick start guide for the Altec Lansing MZX4500 AL Kids 2-in-1 ANC Headphones, covering setup, charging, Bluetooth pairing, and button functions.</p>
--------------------------------------------------------------------------------------------------------------------------------------------------------------------------------------------------------------------------------------------------------------------------------------------------------------------------------------------------------------------------------------------------------------------------------------------------------------------------------	---------------------------------------------------------------------------------------------------------------------------------------------------------------------------------------------------------------------------------------------------------

	<p>Altec Lansing MZX301 Bluetooth Over-Ear Headphones Quick Start Guide</p> <p>Quick start guide for Altec Lansing MZX301 Bluetooth Over-Ear Headphones, covering setup, charging, pairing, music playback, and call management.</p>
	<p>Altec Lansing ATP3 Computer Speaker System User Guide and Setup</p> <p>Comprehensive user guide for the Altec Lansing ATP3 computer speaker system, covering specifications, setup instructions, safety precautions, and control usage.</p>
	<p>Altec Lansing AL Nanobuds 2.0 (MZX5000) Quick Start Guide</p> <p>Quick start guide for Altec Lansing AL Nanobuds 2.0 (MZX5000) wireless earbuds. Learn about Bluetooth pairing, touch controls, charging, power management, and troubleshooting.</p>
	<p>Altec Lansing MZX5400 Nanophone ANC Wireless Headphones Quick Start Guide</p> <p>Concise guide for Altec Lansing MZX5400 Nanophone ANC On Ear Wireless Headphones, covering setup, controls, Bluetooth pairing, and FCC compliance.</p>
	<p>Altec Lansing MZX5000 AL Nanobuds 2.0 Quick Start Guide</p> <p>Concise guide for Altec Lansing MZX5000 AL Nanobuds 2.0 wireless earbuds, covering Bluetooth pairing, touch controls, charging, and troubleshooting.</p>



[\[pdf\]](#) Quick Start Guide Guide

MZX250 TYPE C A R16 0003 15598 1 out Quick Start Guide Altec Lansing Support MZX4410

MZX4405 alteclansingsupport 2023 06 |||

k Thank you for purchasing an Altec Lansing product. Download our App to unlock all the features our products have to offer k Altec Lansing Edison, NJ 08817 4410 Light-up/ Listening to music ...

lang: **score:43** filesize: 7.33 M page_count: 1 document date: 2023-03-03