

Manuals+

[Q & A](#) | [Deep Search](#) | [Upload](#)

[manuals.plus](#) /

› [SONGMICS](#) /

› [SONGMICS Cabinet Organizer Shelf, Set of 2, UKCS200W01 Instruction Manual](#)

SONGMICS UKCS200W01

SONGMICS Cabinet Organizer Shelf Instruction Manual

Model: UKCS200W01 | Brand: SONGMICS

1. INTRODUCTION

Thank you for choosing the SONGMICS Cabinet Organizer Shelf set. This set of two versatile shelves is designed to enhance organization and maximize space in your kitchen, pantry, bathroom, or office. Crafted from high-quality engineered wood and metal, these shelves are sturdy, durable, and offer flexible configuration options to suit various needs.



Image: The SONGMICS Cabinet Organizer Shelf set in a stacked configuration, showcasing its design and potential use for organizing kitchen items.

2. SAFETY INFORMATION

- Ensure all screws are tightened securely during assembly to prevent instability.
- Do not exceed the maximum weight capacity of 33 lbs (15 kg) per shelf.
- Place shelves on a flat, stable surface to avoid tipping.
- Keep small parts away from children during assembly.

3. PARTS LIST

Please verify that all components are present before beginning assembly:

- 2 x Cabinet Shelves (one slightly smaller than the other)
- 1 x Accessory Kit (includes screws and Allen key)
- 1 x Instructions (this manual)

Note: The 2 shelves come in different sizes



Image: Detailed view of the two shelves with their dimensions and the accessory kit containing screws and an Allen key.

4. ASSEMBLY INSTRUCTIONS

Assembly is quick and straightforward. No additional tools are required beyond what is provided in the accessory kit.

1. Unpack all components and lay them out on a clean, flat surface.
2. Identify the two shelf tops (engineered wood) and the four metal support frames.
3. Align the pre-drilled holes on the metal support frames with the corresponding holes on the underside of each wooden shelf.
4. Insert the provided screws into the holes and tighten them using the Allen key. Ensure each support frame is securely attached to its respective shelf.

5. Repeat for the second shelf.
6. Once both shelves are assembled, they are ready for use in your desired configuration.

5. USAGE CONFIGURATIONS

The SONGMICS Cabinet Organizer Shelves offer multiple flexible configurations to optimize your space:

- **Stacked:** Place the smaller shelf on top of the larger one to create a multi-tiered storage unit.
- **Side-by-Side:** Position both shelves next to each other to extend your storage surface horizontally.
- **L-Shape:** Arrange the shelves at a right angle to fit into corners, maximizing otherwise unused space.
- **Nested:** The smaller shelf can slide partially or fully underneath the larger one, ideal for adjustable storage or when not in full use.



Image: Visual representation of the four primary ways to configure the shelves: stacked, side-by-side, L-shape, and nested.

These configurations allow for efficient organization of items such as spice jars, containers, cans, dishes, and more, making them easily visible and accessible.



Image: A demonstration of how the shelves can transform a cluttered cabinet into an organized storage area.

6. CARE AND MAINTENANCE

- Wipe clean with a soft, damp cloth. Avoid using harsh chemicals or abrasive cleaners.
- Dry immediately after cleaning to prevent moisture damage to the engineered wood.
- Regularly check and tighten screws to maintain stability.

7. TROUBLESHOOTING

- **Instability:** If the shelves feel wobbly, ensure all screws are fully tightened. Check that the shelves are placed on a level surface.
- **Difficulty fitting:** Measure your cabinet or counter space before arranging the shelves. Utilize the nested or L-shape configurations for tighter spaces.

8. SPECIFICATIONS

Attribute	Value
Model Number	UKCS200W01
Material	Engineered Wood, Metal
Color	Cloud White + Natural Beige
Product Dimensions	7.7"D x 15.6"W x 6.2"H
Number of Shelves	2
Shelf Weight Capacity	33 Pounds (15 kg)
Assembly Required	Yes
Mounting Type	Countertop



Sturdy Support

Each shelf can hold up to 33 lb (15 kg)

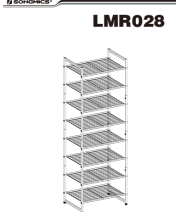
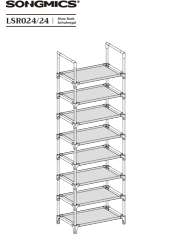

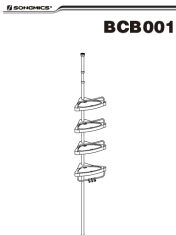




Image: The shelf demonstrating its robust weight capacity by holding multiple dumbbells.

9. WARRANTY AND SUPPORT

For warranty information or product support, please refer to the retailer's policy or contact SONGMICS customer service directly. Keep your purchase receipt for any warranty claims.

© 2025 SONGMICS. All rights reserved.

 <p>LMR028</p>	<p>SONGMICS LMR028 8-Tier Shoe Rack Assembly Instructions</p> <p>This document provides assembly instructions for the SONGMICS LMR028 8-Tier shoe rack. It includes a detailed parts list and step-by-step guidance for constructing the shoe organizer, designed for storing shoes with a maximum static load capacity of 8 kg per shelf. Safety warnings regarding small parts and assembly procedures are also included.</p>
 <p>LSR024/24</p>	<p>SONGMICS 8-Tier Shoe Rack Assembly Instructions</p> <p>Concise assembly guide for the SONGMICS LSR024/24 8-Tier Shoe Rack, including parts list, step-by-step instructions, and general usage guidelines.</p>
 <p>LPC443</p>	<p>SONGMICS LPC443 Modular Storage Cube Organizer - Assembly Instructions</p> <p>Detailed assembly instructions and guidelines for the SONGMICS LPC443 modular storage cube organizer. Learn how to safely assemble, use, and maintain your storage unit.</p>
 <p>BCB001</p>	<p>SONGMICS BCB001 Adjustable Corner Tension Shelf - Assembly Guide</p> <p>Detailed assembly instructions and parts list for the SONGMICS BCB001 adjustable corner tension shelf unit. Learn how to install your SONGMICS shelf securely.</p>
 <p>LPC342</p>	<p>SONGMICS LPC342 Modular Storage Cube System Assembly Instructions</p> <p>Comprehensive assembly guide for the SONGMICS LPC342 modular storage cube system. Includes detailed step-by-step instructions, parts list, safety warnings, and care recommendations for easy setup and use.</p>
 <p>LPC115</p>	<p>SONGMICS LPC115 Modular Storage Shelf - Assembly Instructions and Safety Guide</p> <p>Comprehensive assembly instructions and safety warnings for the SONGMICS LPC115 modular cube storage organizer. Learn how to build your unit with clear steps, parts list, and tips for safe installation.</p>