

Manuals+

[Q & A](#) | [Deep Search](#) | [Upload](#)

[manuals.plus](#) /

- › [UPERFECT](#) /
- › [UPERFECT Portable Monitor 2K 144Hz 16.1" User Manual](#)

UPERFECT M161J05

UPERFECT Portable Monitor 2K 144Hz 16.1" User Manual

Model: M161J05

INTRODUCTION

Thank you for choosing the UPERFECT Portable Monitor 2K 144Hz 16.1". This ultra-slim, high-performance monitor is designed to enhance your gaming, productivity, and entertainment experiences on the go. Featuring a stunning 2560x1440P QHD resolution, a smooth 144Hz refresh rate, FreeSync technology, and HDR support, it delivers crisp, vibrant visuals. This manual provides essential information for setting up, operating, maintaining, and troubleshooting your new portable monitor.



KEY FEATURES

- **144Hz Gaming Monitor:** Experience ultimate gaming visuals with a 144Hz refresh rate, FreeSync technology, and HDR function for higher motion clarity and smoother gameplay. Features blue light filtering, anti-glare, and flicker-free design to minimize eye strain.
- **2K Portable Monitor for Laptop:** Enjoy 2560 x 1440P high resolution on the 16.1" IPS Screen with 100% sRGB, 400 nits brightness, 8 bits/16.7M color support, and 1200:1 contrast ratio for clear, realistic, and vivid images. The matte screen reduces reflection and fingerprints.
- **Ultra-Thin & Light Travel Monitor:** Weighing only 1.2 lbs and 0.2 inches slim, it's perfect for work and entertainment on-the-go. Includes a magnetic leather case that doubles as a protective cover and stand.
- **USB-C, Plug & Play Monitor:** No driver needed. Equipped with 2 full-featured USB-C ports, 1 Mini HDMI port, and 1 OTG/Micro-B Port. Single USB-C cable for power and video. Built-in 2 speakers for enhanced entertainment.
- **Second Monitor:** Improve productivity and multitasking by using it as a second screen. Switch between horizontal and vertical modes for preferred viewing.

True 144Hz High Refresh Rate

Delivers smoother and more fluid motion in fast-paced games and videos, enhancing overall visual performance and reducing motion blur.



Image: Visual representation of the 144Hz high refresh rate, showing smoother motion compared to lower refresh rates.

SETUP GUIDE

Package Contents:

- UPERFECT Portable Monitor
- Magnetic Leather Case (doubles as stand)
- USB-C to USB-C Cable
- Mini HDMI to HDMI Cable
- USB-A to USB-C Power Cable
- Power Adapter (if included)

Connecting Your Monitor:

The UPERFECT Portable Monitor supports various devices via its versatile ports. No drivers are typically needed for basic functionality.

1. Via USB-C (Full-featured):

For devices with a full-featured USB-C port (supporting DisplayPort Alternate Mode and power delivery), simply connect the monitor to your device using a single USB-C to USB-C cable. This cable will provide both video signal and power.



Image: A laptop seamlessly connected to the UPERFECT portable monitor using a single USB-C cable, extending the display.

2. Via Mini HDMI:

If your device has an HDMI output, connect it to the monitor's Mini HDMI port using the provided Mini HDMI to HDMI cable. You will also need to power the monitor separately using the USB-A to USB-C power cable connected to a power adapter or a USB port on your device.

3. For Game Consoles/Other Devices:

Connect your game console (e.g., Xbox, Switch, PS4/PS5, Steam Deck) via Mini HDMI. Ensure the monitor receives power via one of its USB-C ports.

Professional 2K 144Hz Portable Gaming monitor

True-to-Life, Bring you an immersive visual experience



Image: The UPERFECT portable monitor displaying content from a Nintendo Switch, with icons for Xbox, Switch, PS4/PS5, and Steam Deck, illustrating wide device compatibility.

Using the Magnetic Cover Stand:

The included magnetic leather case can be folded to serve as a stable stand for your monitor, allowing for various viewing angles. For more permanent setups, the monitor is VESA compatible (75x75mm).

3 Stand Options, Meet All Your Needs

Patented Hole Design | Smart Cover | VESA Compatible



Screw Size M4*4mm



Image: Three different stand options for the UPERFECT portable monitor, including the magnetic cover, a VESA mount, and a desktop stand, highlighting its versatility.

OPERATING INSTRUCTIONS

On-Screen Display (OSD) Menu:

The monitor features an intuitive OSD menu for adjusting settings. Use the buttons on the side or bottom of the monitor to navigate and select options. Common adjustments include brightness, contrast, color temperature, input source, and FreeSync settings.

Optimizing Display Settings:

- **Resolution:** Ensure your connected device is set to 2560x1440P (QHD) resolution for the best visual experience.
- **Refresh Rate:** Set your device's display settings to 144Hz to fully utilize the monitor's high refresh rate for smoother motion.
- **FreeSync:** Enable FreeSync in the monitor's OSD menu and your device's graphics settings (if supported) to eliminate screen tearing and stuttering during gaming.

- **HDR:** Activate HDR for enhanced contrast and color depth in compatible content.
- **Orientation:** The monitor supports both horizontal and vertical display modes. Adjust the orientation in your device's display settings as needed.



Image: A visual demonstrating the superior color and viewing angles of the IPS panel, along with color gamut and brightness specifications.

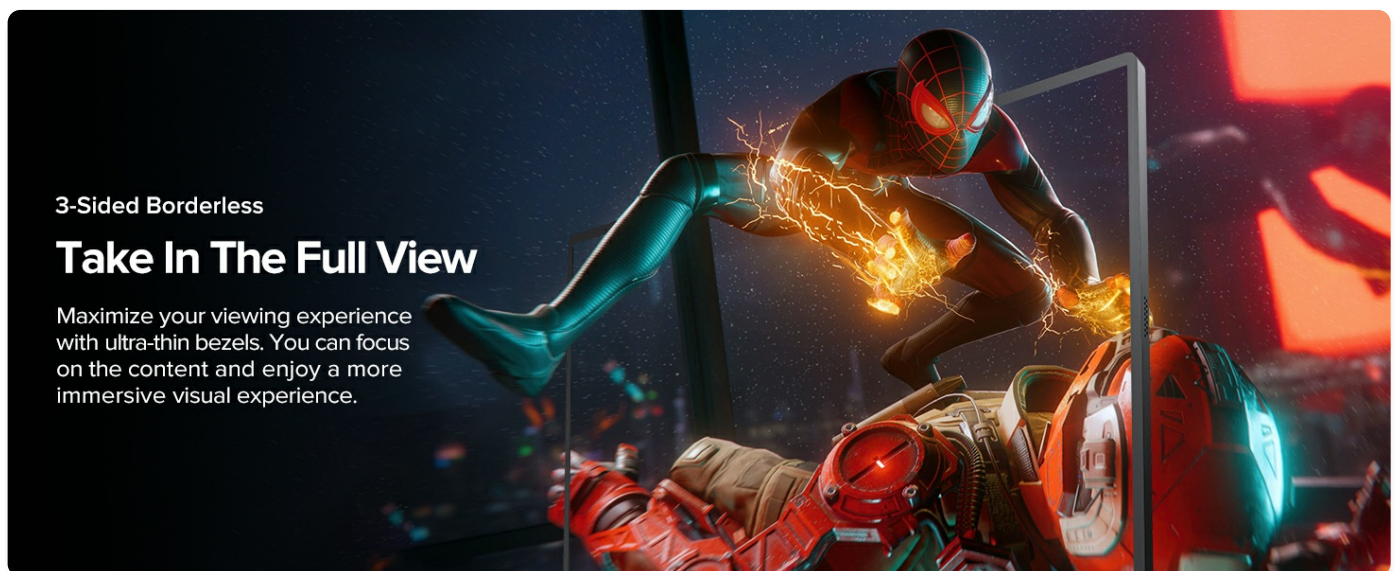


Image: A comparison illustrating the enhanced clarity and brightness when HDR is enabled on the UPERFECT monitor.

MAINTENANCE

- **Cleaning:** Use a soft, lint-free cloth to gently wipe the screen and body of the monitor. For stubborn smudges, slightly dampen the cloth with water or a screen-safe cleaning solution. Avoid harsh chemicals or abrasive materials.
- **Handling:** Always handle the monitor with care, especially when transporting it. Utilize the provided magnetic leather case for protection. Avoid placing heavy objects on the monitor or applying excessive pressure to the screen.
- **Storage:** When not in use for extended periods, store the monitor in a cool, dry place, away from direct sunlight and extreme temperatures.
- **Power:** Always use the original power adapter and cables provided with the monitor to ensure optimal performance and prevent damage.

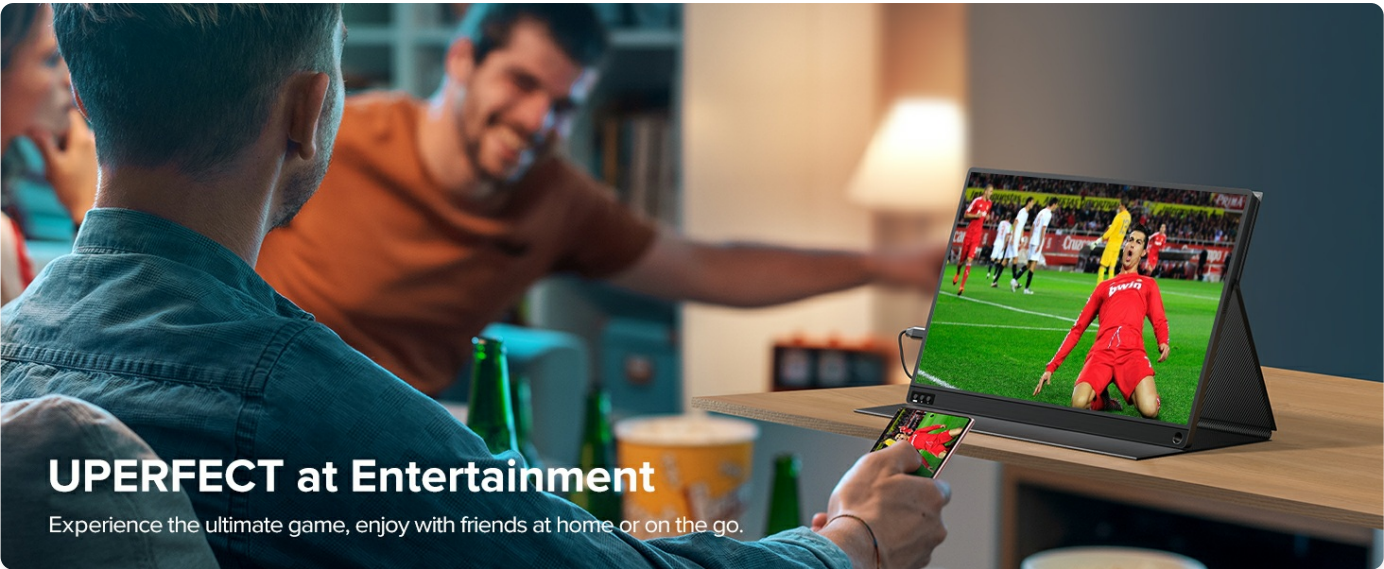


Image: A visual comparison highlighting the anti-glare properties of the IPS matte screen, reducing reflections for better viewing comfort.

TROUBLESHOOTING

Problem	Possible Cause / Solution
No Signal / Black Screen	<ul style="list-style-type: none">◦ Ensure all cables (USB-C, HDMI, power) are securely connected.◦ Verify the input source selected on the monitor matches your device's connection.◦ Check if your device's display output is enabled or extended to the monitor.◦ If using HDMI, ensure the monitor is receiving separate power.
Screen Flickering / Brightness Issues	<ul style="list-style-type: none">◦ Ensure the monitor is receiving sufficient power. If using a single USB-C cable, try connecting an external power adapter to the monitor's second USB-C port.◦ Adjust brightness settings gradually. If flickering occurs at 100% brightness, reduce it slightly.◦ Check for updated graphics drivers on your connected device.
No Sound from Monitor Speakers	<ul style="list-style-type: none">◦ Increase the volume on both the monitor and your connected device.◦ Ensure the monitor is selected as the audio output device in your device's sound settings.◦ If using HDMI, ensure the audio signal is being transmitted.
Image is Distorted or Incorrect Resolution	<ul style="list-style-type: none">◦ Adjust the display resolution on your connected device to 2560x1440P.◦ Check the aspect ratio settings in the monitor's OSD menu.

If you encounter persistent issues not covered here, please refer to the Warranty and Support section for assistance.

SPECIFICATIONS

Feature	Detail
Brand	UPERFECT
Model Number	M161J05
Screen Size	16.1 Inches

Feature	Detail
Resolution	2560 x 1440P (QHD)
Refresh Rate	144Hz
Panel Type	IPS
Brightness	400 nits
Contrast Ratio	1200:1
Color Support	8 bits / 16.7M colors, 100% sRGB
Response Time	1 Millisecond
Special Features	Portable, FreeSync, HDR, Ultra Slim, Built-in Speakers, Matte Screen, VESA Compatible
Connectivity	2x Full-featured USB-C, 1x Mini HDMI, 1x OTG/Micro-B Port
Product Dimensions	0.39 x 14.53 x 8.94 inches
Item Weight	1.2 lbs (monitor only, 4.4 pounds with packaging)

WARRANTY AND SUPPORT






UPERFECT is committed to providing high-quality products and excellent customer service. Your UPERFECT Portable Monitor comes with a standard warranty. Please refer to the warranty card included in your product packaging for specific terms and conditions.

For technical support, troubleshooting assistance, or warranty claims, please contact UPERFECT customer service. They offer 24/7 support to assist you with any inquiries.

- **Online Support:** Visit the official UPERFECT website for FAQs, driver downloads, and support resources.
- **Email Support:** Contact customer service via email for detailed assistance.
- **Phone Support:** Check the UPERFECT website for regional phone support numbers.

When contacting support, please have your product model number (M161J05) and purchase information ready.

Related Documents - M161J05


 <p>The image shows the first page of the 'UPERFECT INTRODUCTION TO UPERFECT MONITOR' user guide. It features a blue header with the UPERFECT logo and title. Below the header, there are several sections with icons and text: 'Add Function Type Check' (listing various device types like Laptop, Tablet, Phone, Smart TV, and PC), 'Connection Type Check' (showing connection diagrams for USB-C and HDMI), and 'Connection Method' (providing step-by-step instructions for connecting the monitor to different devices).</p>	<p>UPERFECT Portable Monitor User Guide and Troubleshooting</p> <p>This guide provides setup instructions, connection diagrams, and troubleshooting steps for UPERFECT portable monitors, including compatibility information and after-sales support details.</p>
 <p>The image shows the cover of the 'UPERFECT M160T11 16 Inch Dual Portable Monitor User Manual'. It features a blue header with the UPERFECT logo and the product name. Below the header, there is a small image of the monitor and some text.</p>	<p>UPERFECT M160T11 16 Inch Dual Portable Monitor User Manual</p> <p>Comprehensive user manual for the UPERFECT M160T11 16-inch dual portable monitor. This guide covers setup, connections, specifications, screen adjustments, display modes, and troubleshooting for optimal use.</p>
 <p>The image shows the cover of the 'UPERFECT 18.4 Inch 4K Portable Monitor User Manual'. It features a blue header with the UPERFECT logo and the product name. Below the header, there is a small image of the monitor and some text.</p>	<p>UPERFECT 18.4 Inch 4K Portable Monitor User Manual</p> <p>User manual for the UPERFECT 18.4 Inch 4K Portable Monitor, covering setup, specifications, connectivity, screen adjustments, and troubleshooting.</p>
 <p>The image shows the cover of the 'UPERFECT 18.5 inch Dual Monitors User Manual'. It features a blue header with the UPERFECT logo and the product name. Below the header, there is a small image of the monitor and some text.</p>	<p>UPERFECT 18.5" Dual Monitors User Manual</p> <p>User manual for the UPERFECT 18.5-inch dual portable monitor, covering connection types (Type-C, HDMI), setup modes (Clone, DPMST, Link, Stand Alone) for Windows 10, specifications, screen adjustments, and troubleshooting Q&A.</p>
 <p>The image shows the cover of the '14 inch 2K Laptop Screen Extender User Manual Uperfect'. It features a blue header with the UPERFECT logo and the product name. Below the header, there is a small image of the screen extender and some text.</p>	<p>14" 2K Laptop Screen Extender User Manual Uperfect</p> <p>User manual for the Uperfect 14" 2K Laptop Screen Extender (Model M140G13). Provides setup instructions, product specifications, troubleshooting guide, and service support information.</p>



[UPERFECT 18.5" Dual Portable Monitors User Manual](#)

Comprehensive user manual for the UPERFECT M185E11 18.5-inch dual portable monitor, covering connection methods, Windows 10 setup modes, specifications, screen adjustments, and troubleshooting.

Documents - UPERFECT – M161J05



[\[pdf\]](#) Decleration of Conformity Test Report

Bekijk de CE marking UPERFECT Portable Monitor E07 15 6 Touchscreen Draagbare 10 Punts

Aanraking bol original media s RmWPRko7wGBq |||

Shenzhen Promise Test Technology Co.,Ltd. 103, Building 1, Yibaolai Industrial City, Qiaotou Communi ... M156B03, M156B09, M156T03, M156J03, M156J05, M156B03, M156B09, M156T03, M156J03, M156J05, M161J04, **M161J05**, M161T01, M161E01, M161G01, M185E11, M180E11, M185T11, M185G11, M185J11, M185E11, M185T11, M...

lang:en **score:18** filesize: 224.89 K page_count: 3 document date: 2025-03-18