

Philips Sonicare HX6014/65

Philips Sonicare C1 SimplyClean Replacement Brush Heads (HX6014/65) - User Manual

Model: HX6014/65

[Information](#) [Installation](#) [Operation](#) [Introduction](#) [Safety](#) [Maintenance](#) [Troubleshooting](#) [Specifications](#) [Support](#)

1. INTRODUCTION

This user manual provides essential information for the Philips Sonicare C1 SimplyClean replacement electric toothbrush heads (Model HX6014/65). These brush heads are designed to deliver effective cleaning and are compatible with all Philips Sonicare click-on electric toothbrushes (excluding Philips One and e-series handles). Please read this manual thoroughly before use to ensure proper installation, operation, and maintenance.



Image 1: Philips Sonicare C1 SimplyClean 4-pack replacement brush heads, showing both the retail packaging and the individual brush heads.

2. SAFETY INFORMATION

Please observe the following safety guidelines when using Philips Sonicare C1 SimplyClean replacement brush heads:

- Do not swallow toothpaste or the toothbrush head.
- Supervise children when they are brushing their teeth.
- Use these brush heads only with compatible Philips Sonicare electric toothbrush handles.
- Always follow all safety instructions provided with your Philips Sonicare toothbrush handle.

3. INSTALLATION

To install a new Philips Sonicare C1 SimplyClean brush head:

1. Ensure your Philips Sonicare toothbrush handle is turned off.
2. Align the new brush head with the metal shaft on the toothbrush handle.
3. Press the brush head firmly onto the handle until it clicks securely into place. There should be a small gap between the brush head and the handle.

4. To remove a brush head, simply pull it off the handle.



Image 2: Proper attachment of a Philips Sonicare brush head to the toothbrush handle.

4. OPERATION

The Philips Sonicare C1 SimplyClean brush heads are designed for effective daily cleaning. Follow these steps for optimal use:

- **Apply Toothpaste:** Dampen the bristles and apply a small amount of toothpaste.
- **Position the Brush:** Place the brush head against your teeth at a slight angle towards the gumline.
- **Activate and Guide:** Turn on your Philips Sonicare toothbrush. Gently guide the brush head slowly across each tooth surface. Allow the sonic vibrations and the contoured bristles with W-profile to do the cleaning. Do not scrub.
- **Sonicare Fluid Action:** The brush head utilizes Sonicare Fluid Action, which drives fluid deep between teeth and along the gumline, assisting in plaque removal.
- **Coverage:** Ensure you cover all surfaces of your teeth, including the front, back, and chewing surfaces.



The brush head for **essential cleaning**

Image 3: Demonstrating the use of a Philips Sonicare toothbrush with a C1 SimplyClean brush head.

Contoured bristles and W-profile for 200% more plaque removal¹



Image 4: Detailed view of the C1 SimplyClean brush head's contoured bristles and W-profile for effective plaque removal.

Sonicare Fluid Action

cleans deep between the teeth
and along the gumline



Image 5: Visual representation of Sonicare Fluid Action, showing how water and toothpaste reach deep between teeth and along the gumline.

5. MAINTENANCE

Proper maintenance ensures the longevity and effectiveness of your brush head.

5.1. Cleaning the Brush Head

- After each use, rinse the brush head thoroughly under running water while the toothbrush is still on (if safe to do so, check your handle's manual) or immediately after turning it off.
- Remove the brush head from the handle periodically and rinse both parts separately to remove any toothpaste residue.
- Store the brush head in an upright position to allow it to air dry.

5.2. When to Replace the Brush Head

Dental professionals recommend replacing your brush head every 3 months for optimal performance and hygiene. Philips Sonicare brush heads provide indicators for replacement:

- **BrushSync Replacement Reminder:** If your Philips Sonicare handle is equipped with BrushSync technology, a light on the handle will illuminate when it's time to replace the brush head. This technology tracks how often and how hard you brush.

- **Fading Bristles:** The blue indicator bristles on the brush head will fade and turn white over time, signaling that it's time for a replacement.



Image 6: Reminder to replace your Philips Sonicare brush head every three months.



Dental professionals recommend:
change your brush head every 3 months

BrushSync replacement reminder
lights up when it's time to replace your brush head

Blue replacement bristles
turn white when the brush head should be replaced

Image 7: Visual cues for brush head replacement, including the BrushSync reminder light on the handle and the fading of blue indicator bristles.

6. TROUBLESHOOTING

If you encounter issues with your Philips Sonicare C1 SimplyClean brush head, consider the following:

- **Brush Head Feels Loose:** Ensure the brush head is pushed firmly onto the handle until it clicks into place. If it continues to feel loose, inspect both the brush head and the handle for any damage.
- **Ineffective Cleaning:** Check if the bristles are splayed or worn. If so, it's time to replace the brush head. Ensure you are using proper brushing technique as described in the "Operation" section.
- **Unusual Noise/Vibration:** Remove the brush head and reattach it. Ensure no debris is lodged between the brush head and the handle. If the issue persists, consult your toothbrush handle's user manual or contact Philips Sonicare support.

7. SPECIFICATIONS

Feature	Detail
Model Number	HX6014/65
Brand	Philips Sonicare
Color	White
Material	Nylon (bristles)
Age Range	Adult
Compatibility	All Philips Sonicare click-on electric toothbrushes (not compatible with Philips One and e-series handles)
Plaque Removal	Up to 2x more than a manual toothbrush



Feature	Detail
Bristle Profile	Contoured, W-profile
Replacement Indicator	Blue bristles fade to white, BrushSync reminder (on compatible handles)
Packaging	Paper-based, recyclable
Bio-based Plastic Content	70% of plastic in brush head (on mass balance basis)
UPC	075020107558





8. WARRANTY AND SUPPORT

For warranty information, product support, or to purchase additional replacement brush heads, please visit the official Philips Sonicare website or contact their customer service. Refer to the documentation included with your Philips Sonicare toothbrush handle for specific warranty details.

You can find more information and contact details on the [Philips Sonicare Brand Store](#).

Related Documents - HX6014/65

	<p>Philips Sonicare For Kids HX6352/42: Interactive Bluetooth Electric Toothbrush for Children</p> <p>Explore the Philips Sonicare For Kids HX6352/42, an interactive electric toothbrush designed to make oral hygiene fun and effective for children. Features Bluetooth connectivity, an educational app, and key technical specifications.</p>
	<p>Philips Sonicare DiamondClean 9000 Electric Toothbrush: Features, Benefits, and Specifications</p> <p>Explore the Philips Sonicare DiamondClean 9000 (HX9911/14), an advanced electric toothbrush offering superior plaque and stain removal, gum care, and personalized brushing experiences via app connectivity. Discover its key features, modes, and technical specifications.</p>

	<p>Philips Sonicare Series 6500 Rechargeable Toothbrush HX7411/02 - Advanced Oral Care</p> <p>Discover the Philips Sonicare Series 6500 rechargeable toothbrush for advanced care for sensitive teeth and gums. Features 10x more plaque removal, Next-Generation Sonicare Technology, a visual pressure sensor, and smart app connectivity.</p>
	<p>Philips Sonicare HX7108/03 Rechargeable Toothbrush: Advanced Cleaning and Whiter Teeth</p> <p>Explore the Philips Sonicare HX7108/03 rechargeable toothbrush. Features next-generation Sonicare technology for 7x more plaque removal, whiter teeth, a pressure sensor, SmartTimer, BrushPacer, 21-day battery life, and a travel case. Includes detailed specifications and benefits.</p>
	<p>Philips Sonicare G2 Optimal Gum Care Brush Heads HX9034/12 - Enhanced Gum Health and Plaque Removal</p> <p>Discover the Philips Sonicare G2 Optimal Gum Care (formerly ProResults Gum Health) sonic brush heads. HX9034/12 offers exceptional plaque removal, improves gum health by up to 100%, and features BrushSync™ mode-pairing for optimal cleaning.</p>
	<p>Philips Sonicare 5500/5300 Electric Toothbrush User Manual</p> <p>Learn how to use your Philips Sonicare 5500 or 5300 electric toothbrush for superior plaque removal, whiter teeth, and healthier gums. This guide covers setup, usage, modes, features like BrushSync and SmarTimer, safety information, and maintenance.</p>

Documents - Philips Sonicare – HX6014/65



[Philips Sonicare SimplyClean White Brush Heads \(HX6014/65\) - 4 Pack](#)

Discover the Philips Sonicare SimplyClean white brush heads (HX6014/65). This 4-pack offers essential cleaning, removing up to 2x more plaque, made with 70% bio-based plastic and recyclable packaging.

lang:en score:31 filesize: 609.18 K page_count: 3 document date: 2025-08-25

PHILIPS

sonicare

Standard sonic toothbrush heads

SimplyClean


4-pack

Standard size

Click-on

All-around cleaning

HX6014/65



Superior performance.* Guaranteed quality.
Superior performance at a superior value

As one of our flagship toothbrush heads, Philips Sonicare SimplyClean is perfect for new or legacy Sonicare users who simply desire that authentic Sonicare cleaning experience at an unbeatable value.

A brush head that fits multiple handles

- Works with any Philips Sonicare click-on toothbrush

Proven to improve oral health

- Part of a proven oral healthcare routine

Optimized superior performance

- Delivers Philips Sonicare performance
- Maximizes brushing time and most effective clean
- Philips Sonicare's advanced sonic technology

[pdf] Specifications

HX6014 65 Philips Standard sonic toothbrush heads Better oral healthcare Click on brush head system
Optimized performance Reminder bristles Maximized motion Koninklijke NV Localized commercial leaflet
file 431 7 kB January 4 2024 View support for your SimplyClean Sonicare
d1079d945e6044f385f1b0ed00cee6a1 documents philips assets 20240104 |||
Standard sonic toothbrush heads SimplyClean 4-pack Standard size Click-on All-around cleaning **HX6014/65** Superior performance.* Guaranteed quality. Superior performance at a superior value As one of our flagship toothbrush heads, Philips Sonicare SimplyClean is perfect for new or legacy Sonicare use...
lang:en score:30 filesize: 431.71 K page_count: 2 document date: 0000-00-00