

Black Shark Black Shark T6

Black Shark T6 Wireless Earbuds User Manual

Model: Black Shark T6

1. INTRODUCTION

Thank you for choosing the Black Shark T6 Wireless Earbuds. These earbuds are designed to provide a high-quality audio experience with features tailored for both gaming and music, including ultra-low latency, environmental noise-cancelling microphones, and a comfortable, durable design. This manual provides detailed instructions for setup, operation, maintenance, and troubleshooting to ensure optimal performance and longevity of your device.

2. PACKAGE CONTENTS

Please verify that all items are present in your package:

- Black Shark T6 Wireless Earbuds (1 pair)
- Charging Case (1 unit)
- USB Charging Cable (1 unit)
- Replacement Earplugs (2 pairs, various sizes)
- User Manual (this document)
- Maintenance Card

ACCESSORIES FIGURE

Box includes: a pair of bluetooth headset, a charging module, 2 to replace earplugs, a specification, and a maintenance card



Image: Contents of the Black Shark T6 Earbuds package, including earbuds, charging case, USB cable, and extra ear tips.

3. PRODUCT OVERVIEW

The Black Shark T6 Wireless Earbuds feature advanced technology for an enhanced audio experience:

- **Ultra-Low Latency:** Experience a 35ms ultra-low latency in Gaming Mode for synchronized audio and video, crucial for competitive gaming.
- **Dual Environmental Noise Cancelling (ENC) Microphones:** Equipped with smart microphones that detect, identify, and reduce background noise for clear voice communication.
- **High-Quality Audio:** 10mm high-sensitivity diaphragm drivers deliver vibrant sound, detailed audio, and a wide sound field in Music Mode.
- **Bluetooth 5.3 Connectivity:** Utilizes an upgraded Bluetooth 5.3 chip for faster transmission, lower latency, and reduced power consumption, ensuring a stable connection up to 10 meters.
- **Extended Battery Life:** Up to 7 hours of listening time on a single charge, with the charging case providing an additional 21 hours, totaling 28 hours of playback.
- **IPX5 Water Resistance:** Designed to withstand sweat and light splashes, making them suitable for sports and

outdoor activities.

- **Comfortable Fit:** Ergonomically designed for a secure in-ear fit, with multiple earplug sizes for personalized comfort and noise isolation.



Image: The Black Shark T6 Wireless Earbuds resting in their open charging case, displaying green LED indicators.



Image: A woman wearing the Black Shark T6 Earbuds during a workout, illustrating their IPX5 sweatproof design.

4. SETUP

4.1 Charging the Earbuds and Case

Before first use, fully charge the earbuds and the charging case. Connect the provided USB charging cable to the charging case and a power source. The LED indicators on the case will show the charging status. A full charge for the case takes approximately 1.5 hours.

- Earbuds Battery Life: Up to 6.5 hours (single charge)
- Total Playtime with Charging Case: Up to 26 hours
- Fast Charging: 1.5 hours for a full charge of the case.

ALL DAY PLAY TIME

Long life: charging 1.5 hours, can use 6.5 hours, rechargeable battery compartment is full state 5 times

6.5 HRS
Earbuds Battery Life

26 HRS
with Charging Case

1.5 HRS
Fast Charging



Image: Graphic illustrating the battery life of the Black Shark T6 Earbuds: 6.5 hours for earbuds, 26 hours with charging case, and 1.5 hours for fast charging.

4.2 Pairing with a Device

The Black Shark T6 Earbuds feature simple one-touch pairing:

1. Ensure the charging case is charged and the earbuds are inside.
2. Open the lid of the charging case. The earbuds will automatically enter pairing mode, indicated by flashing LED lights.
3. On your device (smartphone, tablet, computer), go to Bluetooth settings.
4. Search for available devices and select "Black Shark T6" from the list.
5. Once connected, the LED indicators on the earbuds will stop flashing.

SIMPLE ONE-TOUCH PAIRING

Open the cover to pair and connect



Image: Illustration of the simple one-touch pairing process for Black Shark T6 Earbuds, showing the open charging case near various smart devices.

5. OPERATING INSTRUCTIONS

5.1 Touch Controls

The Black Shark T6 Earbuds utilize touch controls for various functions. Specific touch gestures may vary; refer to the quick start guide included in your package for detailed control mapping.

5.2 Switching Between Game Mode and Music Mode

The earbuds feature a dual-mode switch to optimize performance for either gaming or music listening.

- **Game Mode:** Activates ultra-low latency (35ms) for synchronized audio and video, providing a competitive edge in gaming. Positional clarity through gaming spatial audio helps identify in-game sounds.
- **Music Mode:** Enhances sound vibrancy, restores sound details, and provides a wide sound field for an immersive music experience.

To switch modes, typically a specific touch gesture on one of the earbuds is required. Consult your quick start guide for the exact command.

35MS ULTRA-LOW LATENCY

seamlessly switch between watching movies and playing games with earbuds synchronizing audio and video for an immersive viewing experience

**MUSIC MODE**

**GAME MODE**



The image features a Black Shark T6 earbud case in the foreground, with two earbuds visible. The case has green LED lights on the sides and the brand name 'BLACK SHARK' at the bottom. In the background, a smartphone on the left shows a game interface with characters and a 'Select Mode' button. A tablet on the right shows a movie scene with Iron Man and other characters. The entire scene is set against a dark, starry background.

Image: Graphic highlighting the 35ms ultra-low latency feature and the seamless switch between Music Mode and Game Mode for the Black Shark T6 Earbuds.

GAME/MUSIC DUALMODE SWITCH



Image: Visual representation of the Game/Music Dual Mode Switch feature, showing different scenarios for each mode.

6. MAINTENANCE

6.1 Cleaning

Regular cleaning helps maintain sound quality and hygiene:

- Gently wipe the earbuds and charging case with a soft, dry, lint-free cloth.
- Remove ear tips and clean them with mild soap and water, then dry thoroughly before reattaching.
- Use a dry cotton swab to carefully clean the mesh and charging contacts, avoiding excessive pressure.

6.2 Water Resistance

The Black Shark T6 Earbuds are IPX5 water-resistant, meaning they are protected against low-pressure water jets from any direction. This makes them suitable for workouts and light rain. However, they are not designed for submersion in water. Avoid exposing them to strong water streams, swimming, or showering with the earbuds.

6.3 Storage

When not in use, store the earbuds in their charging case to protect them from dust, damage, and to keep them charged.

7. TROUBLESHOOTING

If you encounter issues with your Black Shark T6 Earbuds, refer to the following common solutions:

- **Earbuds not pairing or only one earbud connecting:**
 - Ensure both earbuds are charged and placed correctly in the charging case.
 - Close the case, wait a few seconds, then open it again to re-initiate pairing mode.
 - On your device, forget or unpair the "Black Shark T6" from your Bluetooth settings.
 - Restart your device and attempt the pairing process again.
 - If the issue persists, try resetting the earbuds (refer to the quick start guide for specific reset instructions).
- **No sound or low volume:**
 - Check the volume levels on both your earbuds and your connected device.
 - Ensure the earbuds are properly seated in your ears.
 - Clean any debris from the earbud mesh.
 - Reconnect the earbuds to your device.
- **Charging issues:**
 - Ensure the charging cable is securely connected to both the case and the power source.
 - Verify that the charging contacts on the earbuds and inside the case are clean and free of obstruction.
 - Try using a different USB charging cable or power adapter.
- **Poor call quality:**
 - Ensure the microphones are not obstructed.
 - Move to a quieter environment to reduce background noise interference.
 - Ensure the earbuds are fully charged.

8. SPECIFICATIONS

Feature	Specification
Model Name	Black Shark T6
Connectivity Technology	Wireless (Bluetooth)
Wireless Communication Technology	Bluetooth 5.3
Audio Latency	35 Milliseconds (Game Mode)
Earbuds Battery Life	Up to 6.5 Hours
Total Playtime (with Charging Case)	Up to 26 Hours
Charging Case Battery Capacity	Provides 21 additional hours

Fast Charging	1.5 Hours for full case charge
Water Resistance Rating	IPX5
Control Method	Touch
Frequency Range	20 Hz - 20,000 Hz
Driver Size	10mm (high-sensitivity diaphragm)
Microphones	Dual Environmental Noise Cancelling (ENC)
Item Weight	0.12 Kilograms (4.2 ounces)
Material	Acrylonitrile Butadiene Styrene (ABS)
Color	Black
Compatibility	Android, Windows, Mac iOS, Switch, etc.


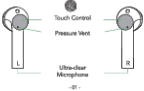

9. WARRANTY & SUPPORT




Black Shark products are manufactured to high-quality standards. For warranty information and customer support, please refer to the warranty card included in your package or visit the official Black Shark website. You can also contact the seller directly for assistance.

For additional information and product registration, visit the[Black Shark Store on Amazon](#).

© 2023 Black Shark. All rights reserved.

Related Documents - Black Shark T6

 BLACK SHARK LUCIFER T6 USER MANUAL	Black Shark Lucifer T6 Gaming Wireless Earbuds User Manual Comprehensive user manual for the Black Shark Lucifer T6 Gaming Wireless Earbuds, covering package contents, specifications, getting started, pairing, gaming mode, touch controls, and troubleshooting.
<small>Thank you for purchasing the BLACK SHARK Lucifer T14 Wireless Earbuds. Please read this manual carefully and keep it for future reference. If you need any assistance, please contact our support team with your product model number and Amazon order number.</small> # PACKAGE CONTENTS BLACK SHARK Lucifer T14 	Black Shark Lucifer T14 Wireless Earbuds User Manual User manual for Black Shark Lucifer T14 wireless earbuds. Features include Bluetooth 5.0, IPX5 water resistance, touch controls, long playtime, and noise cancellation. Find specifications, setup guides, and safety instructions.
 BLACK SHARK BS-T1 USER MANUAL	Black Shark BS-T1 True Wireless Gaming Earbuds User Manual Comprehensive user manual for the Black Shark BS-T1 True Wireless Bluetooth Gaming Earbuds, covering package contents, specifications, getting started, controls, indicators, charging, safety information, and warranty support.

	<p>Black Shark JoyBuds True Wireless Earphones User Manual</p> <p>User manual for Black Shark JoyBuds (BE18) true wireless Bluetooth earphones, detailing setup, operation, specifications, safety guidelines, and compliance information.</p>
	<p>Black Shark 5 User Manual and Safety Information</p> <p>Comprehensive user manual and safety guidelines for the Black Shark 5 smartphone, covering dual SIM card management, safety precautions, regulatory information, and important warnings.</p>
	<p>Black Shark T11 Wireless Earphones User Manual Setup, Controls, Specs</p> <p>Get started with your Black Shark T11 wireless earphones. This user manual provides detailed instructions on setup, touch controls, RGB lighting, battery status, specifications, warranty, and safety guidelines.</p>