



Manuals.plus /

› HOME BI /

› HOME BI Over The Toilet Storage Shelf User Manual

HOME BI SZ-161213B

HOME BI Over The Toilet Storage Shelf User Manual

Model: SZ-161213B | Brand: HOME BI

1. INTRODUCTION

This manual provides detailed instructions for the assembly, operation, and maintenance of your HOME BI Over The Toilet Storage Shelf. Please read this manual thoroughly before assembly and use to ensure proper function and safety.

Key Features:

- **Multifunctional Design:** Wide enough bottom space for most toilets and washing machines, blending seamlessly into various decors.
- **Ample Storage Space:** Features 3 layers of shelves, 4 side hooks, and 1 paper towel holder for organizing shampoo, towels, roll paper, tissue boxes, and more.
- **Sturdy Construction:** Made from high-quality iron pole, ensuring durability and a long service life.
- **Stylish and Space-Saving:** Effectively utilizes unused space above the toilet, adding an elegant contemporary flair to your bathroom.
- **Easy Assembly:** Designed for straightforward assembly with detailed instructions and numbered parts.



Image 1: The HOME BI 3-Tier Over Toilet Storage Shelf in a typical bathroom setup, showcasing its space-saving design and storage capacity.

2. SETUP AND ASSEMBLY

The HOME BI Over The Toilet Storage Shelf requires assembly. All necessary hardware is included. Follow these steps carefully:

1. Unpack all components and verify against the parts list provided with your product.
2. Assemble the main frame according to the detailed assembly manual. Ensure all connections are secure.
3. Attach the three shelves to the frame, making sure they are firmly in place.
4. Install the paper towel holder and the four additional hooks onto the side of the frame as desired.
5. Position the assembled shelf over your toilet. Ensure the toilet's width is less than 21 inches and its height is less than 30 inches for proper fit.
6. For enhanced stability and safety, utilize the included anti-tip kit to secure the unit to the wall.

Product Size

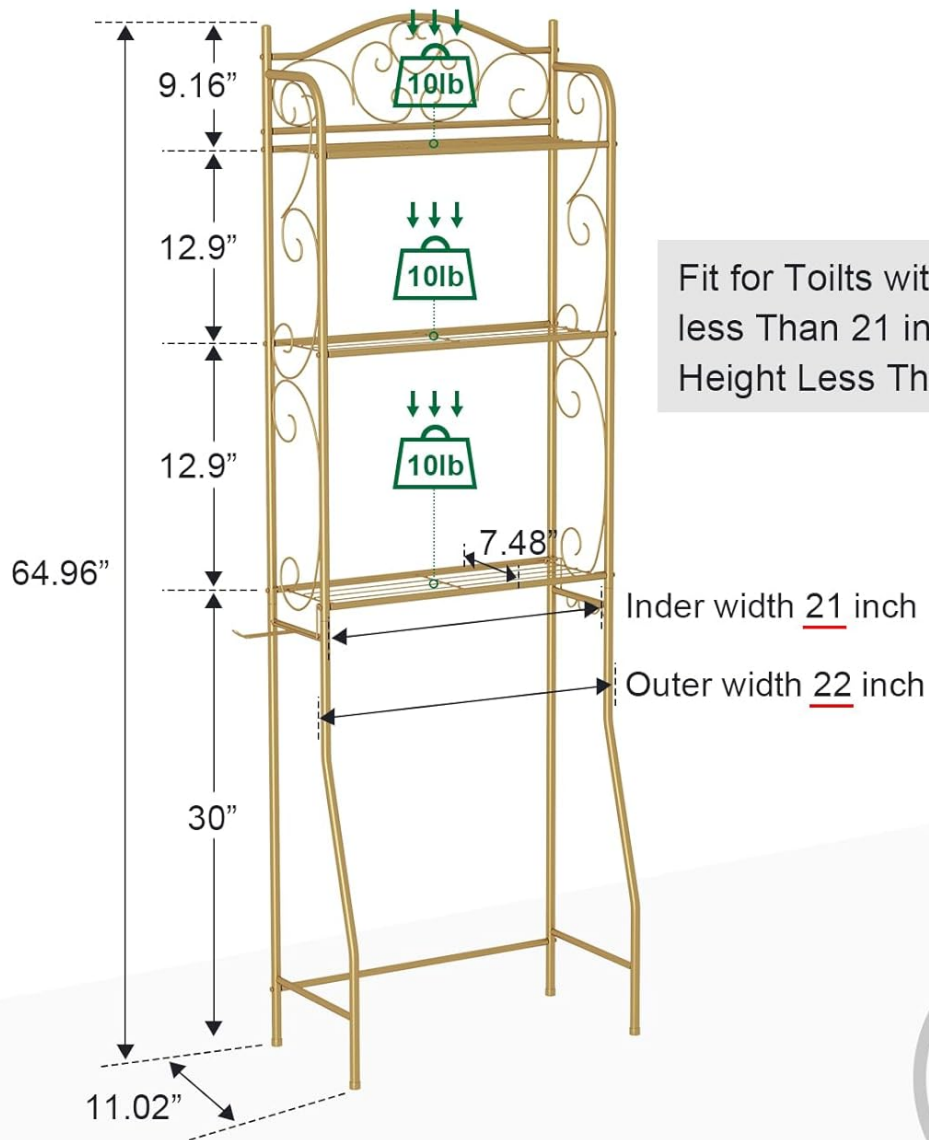


Image 2: Diagram illustrating the product dimensions (11.02"D x 22"W x 64.95"H) and recommended toilet clearance (inner width 21 inches, height 30 inches). Each shelf has a weight capacity of 10 lbs.

Easy storage and organization, goodbye to clutter




Image 3: Close-up view highlighting the rolling holder for toilet paper and the four additional hooks for hanging items, demonstrating practical storage solutions.

3. OPERATION AND USAGE

This storage shelf is designed to maximize vertical space in your bathroom. Follow these guidelines for optimal use:

- **Storage Capacity:** Utilize the three tiers for organizing various bathroom essentials such as shampoo, towels, roll paper, tissue boxes, and toiletries.
- **Weight Limit:** Do not overload the shelves. Each shelf has a weight capacity of 10 lbs (4.5 kg). The total weight limit for the entire unit is 20 lbs (9 kg).
- **Accessory Use:** The integrated paper towel holder is suitable for standard toilet paper rolls. The four side hooks can be used for hanging small towels, brushes, or other lightweight accessories.

Organizer and Storage



Image 4: Visual representation of various items that can be stored on the shelf, including shampoo, perfume, toiletries, body lotion, hairdryer, plants, toilet paper, and towels.

4. MAINTENANCE

To ensure the longevity and appearance of your storage shelf, follow these simple maintenance steps:

- **Cleaning:** Wipe the surface with a dry cloth regularly to remove dust and dirt. For more stubborn marks, use a slightly damp cloth and dry immediately.
- **Water Resistance:** The powder-coated finish provides water and moisture resistance. However, avoid prolonged exposure to excessive moisture to prevent damage.
- **Inspection:** Periodically check all screws and connections to ensure they remain tight. Retighten if necessary.

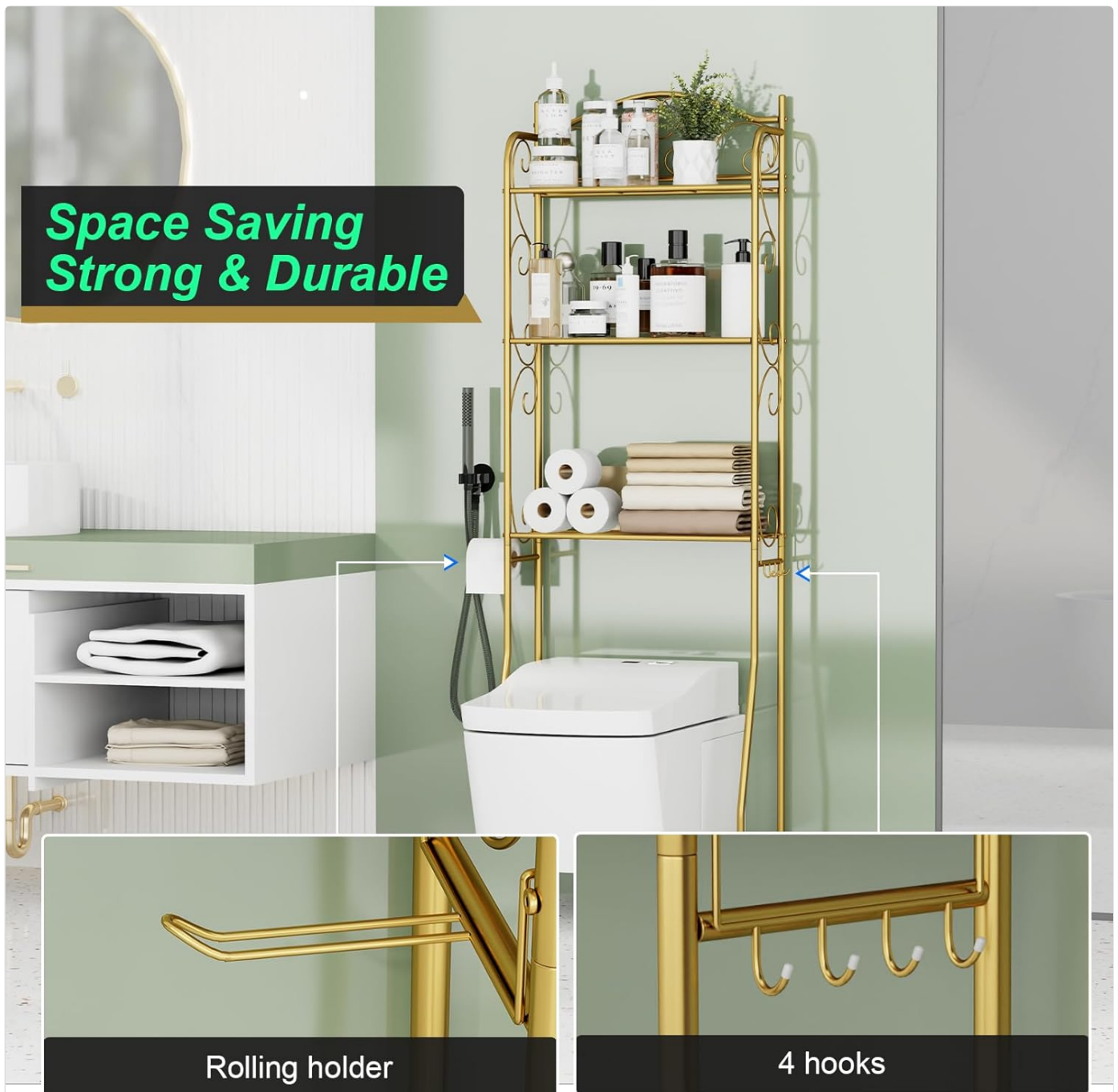


Image 5: Detail of the skeletonized design, which helps prevent water accumulation and rust, contributing to the shelf's durability.

5. TROUBLESHOOTING

If you encounter any issues with your HOME BI Over The Toilet Storage Shelf, refer to the following common problems and solutions:

- **Unit is Wobbly:**

- Ensure all screws are fully tightened during assembly.
- Verify the unit is placed on a flat, level surface.
- Utilize the anti-tip kit to secure the unit to the wall, which significantly improves stability.

- **Does Not Fit Over Toilet:**

- Confirm your toilet's width is less than 21 inches and its height is less than 30 inches. The shelf's inner width is 21 inches and the clearance height is 30 inches.
- Measure your toilet carefully before purchase to ensure compatibility.

- **Missing Parts:**

- Check all packaging thoroughly.
- Contact HOME BI customer service for assistance (see Section 8: Customer Support).

6. SPECIFICATIONS

Attribute	Detail
Brand	HOME BI
Model Name	SZ-161213B
Product Dimensions	11.02"D x 22"W x 64.95"H
Number of Shelves	3
Weight Limit (per shelf)	10 Pounds (approx. 4.5 kg)
Total Unit Weight Limit	20 Pounds (approx. 9 kg)
Item Weight	10 Pounds (approx. 4.5 kg)
Material	High-quality Iron Pole (Powder Coated)
Assembly Required	Yes
Included Components	Hardware
Product Care Instructions	Wipe with Dry Cloth

7. WARRANTY INFORMATION

Specific warranty details for the HOME BI Over The Toilet Storage Shelf are not provided in this manual. Please refer to the product packaging or contact HOME BI customer support for information regarding warranty coverage.

8. CUSTOMER SUPPORT

For any questions, concerns, or issues regarding your HOME BI product, please contact our customer service team:

- **Contact Method:** Via AMAZON BUYER MESSAGE (if purchased through Amazon).
- **Response Time:** All inquiries will be replied to within 24 hours.

We are committed to providing excellent service and ensuring your satisfaction with HOME BI products.