

Quarte 4-Door Wardrobe

Quarte Modern 4-Door Wardrobe User Manual

Model: 4-Door Wardrobe

Brand: Quarte

1. INTRODUCTION

Welcome to your new Quarte Modern 4-Door Wardrobe. This manual provides essential information for the assembly, safe use, and maintenance of your new furniture. Please read these instructions carefully before beginning assembly or use to ensure proper function and longevity of the product.



Image 1.1: The Quarte Modern 4-Door Wardrobe with all doors open, showcasing its internal storage compartments including shelves, a central hanging rail, and a lockable bottom drawer. The wardrobe is white with black handles.

2. SAFETY INFORMATION

Adhering to these safety guidelines is crucial for preventing accidents and ensuring the safe operation of your wardrobe.

- **Tip-Over Risk:** This wardrobe may pose a tip-over risk if not assembled and secured properly. Always follow the assembly instructions, including any steps for securing the unit to a wall.
- **Weight Capacity:** Do not overload shelves, the hanging rail, or drawers. Exceeding stated weight capacities can lead to structural damage or collapse.
- **Measurement:** Measure your space carefully before installation to ensure adequate clearance and stability.
- **Assembly:** Always follow the provided assembly instructions step-by-step. Do not skip steps or use unauthorized parts.
- **Children Safety:** Keep children away from the wardrobe during assembly. Do not allow children to climb on or play with the wardrobe.

3. PRODUCT FEATURES

The Quarte Modern 4-Door Wardrobe is designed to offer extensive storage and a contemporary aesthetic for your bedroom.

- **Modern Design:** Features a clean, strong silhouette with a white finish and modern black handles, suitable for various decor themes.
- **Durable Construction:** Crafted from high-quality Engineered Wood (MDF) for lasting durability.
- **Ample Storage:** Includes multiple shelves, a central hanging rail, and a lockable drawer to maximize and organize storage.
- **Lockable Drawer:** A top drawer provides extra security for confidential or valuable items.
- **Smooth Operation:** Drawers are equipped with runners for smooth opening and closing.
- **Dimensions:** Overall Product Dimension: 59.2"L x 19.2"W x 67.9"H.



Image 3.1: An interior view of the wardrobe demonstrating its organizational capabilities, with folded items on shelves and clothes hanging on the rail.

4. SPECIFICATIONS

Detailed specifications for the Quarte Modern 4-Door Wardrobe.

Feature	Detail
Number of Drawers	1
Number of Shelves	11
Manufacturer	Quarte
Special Feature	Lockable
Item Weight	244 pounds
Product Dimensions (L x W x H)	59.2 x 19.2 x 67.9 inches
Item Model Number	4-Door Wardrobe
Color	White
Material	Engineered Wood
Product Care Instructions	Wipe with Damp Cloth
Weight Capacity (Shelves)	25 lbs
Weight Capacity (Hanging Rail)	45 lbs
Weight Capacity (Drawers)	25 lbs

5. **Secure Fasteners:** Ensure all screws, bolts, and other fasteners are securely tightened. Do not overtighten, as this can damage the material.
6. **Level Surface:** Assemble the wardrobe on a clean, flat, and stable surface to prevent damage and ensure proper alignment.

If you encounter any issues during assembly or find missing parts, please refer to the customer support section for assistance.

6. OPERATING INSTRUCTIONS

Instructions for using the various features of your Quarte Modern 4-Door Wardrobe.

Doors

The wardrobe features four hinged doors. To open, gently pull the black handles. To close, push the doors firmly until they are securely shut. Ensure no items are obstructing the door's path to prevent damage.

Drawers

The wardrobe includes a lockable drawer. To open, pull the handle. To close, push the drawer back until it is fully seated within its runners. The top drawer can be locked for securing confidential or valuable items. Insert the key into the lock and turn clockwise to secure, or counter-clockwise to unlock.

Shelves

The internal shelves provide ample space for folded clothing, accessories, or other items. Distribute weight evenly across the shelves and do not exceed the maximum weight capacity of 25 lbs per shelf.

Hanging Rail

The central hanging rail is designed for garments on hangers. Ensure clothes are evenly distributed and do not exceed the maximum weight capacity of 45 lbs on the hanging rail.



Image 6.1: The Quarte Modern 4-Door Wardrobe in its closed state, highlighting its minimalist design.

7. MAINTENANCE

Proper care and maintenance will help preserve the appearance and functionality of your wardrobe.

- **Cleaning:** Wipe all surfaces with a soft, damp cloth. For stubborn marks, use a mild soap solution and immediately dry with a clean cloth. Avoid abrasive cleaners, harsh chemicals, or solvents, as these can damage the finish.
- **Dusting:** Regularly dust the wardrobe with a soft, dry cloth to prevent dust buildup.
- **Hardware Inspection:** Periodically check all screws, bolts, and other fasteners to ensure they remain tight. Retighten if necessary to maintain structural integrity.
- **Spills:** Clean any spills immediately to prevent staining or moisture damage to the engineered wood.
- **Environmental Conditions:** Avoid placing the wardrobe in direct sunlight or near heat sources, as this can cause fading or warping. Maintain a stable room temperature and humidity.

8. TROUBLESHOOTING

This section addresses common issues you might encounter with your wardrobe.

- **Doors not closing properly:**

- Check hinges for proper alignment. Adjust if necessary according to assembly instructions.
- Ensure no items inside the wardrobe are obstructing the door's path.
- Verify the wardrobe is on a level surface.

- **Drawers sticking or not sliding smoothly:**

- Ensure the drawer runners are clean and free of debris.
- Check if the drawer is overloaded; redistribute contents if needed.
- Verify that the drawer was assembled correctly and is aligned with its runners.

- **Wardrobe wobbles or feels unstable:**

- Verify that the wardrobe is placed on a level surface. Use shims if necessary.
- Re-check all assembly connections and tighten any loose screws or fasteners.
- Ensure anti-tip hardware (if included and installed) is properly secured to the wall.

- **Missing parts during assembly:**

- Carefully re-check all packaging materials.
- Contact customer support immediately with your product model number and a detailed description of the missing part.

9. WARRANTY AND SUPPORT


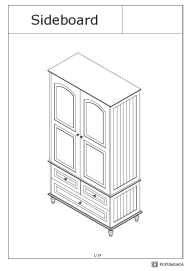
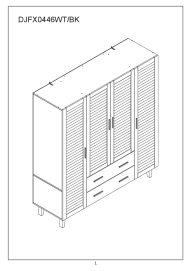

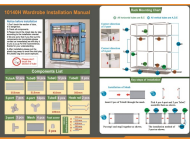

For any questions, concerns, or assistance with your Quarte Modern 4-Door Wardrobe, please contact Quarte customer support.

You can typically find contact information on the product packaging or the retailer's website where the product was purchased. Please have your product model number (4-Door Wardrobe) and purchase date available when contacting support to expedite the process.

For general inquiries or to learn more about Quarte products, you may visit the [Quarte brand page on Amazon](#).

This product is typically covered by a 30-day easy returns policy from the date of purchase, subject to the retailer's terms and conditions.

Related Documents - 4-Door Wardrobe

 <p>CLOTHES CABINET User Manual</p>	<p>Ebern Designs Clothes Cabinet User Manual: Assembly and Installation Guide</p> <p>Comprehensive user manual for the Ebern Designs Clothes Cabinet, providing detailed step-by-step instructions, parts list, and assembly tips for building your wardrobe. Includes guidance on hardware and assembly procedures.</p>
 <p>Sideboard</p>	<p>FUFU&GAGA Sideboard Assembly Instructions</p> <p>Comprehensive assembly guide for the FUFU&GAGA Sideboard (Model KF330055-01), detailing parts, tools, and step-by-step instructions for safe and efficient setup.</p>
 <p>DJFX0446WT/BK</p>	<p>DJFX0446WT/BK 4-Door Wardrobe Assembly Instructions</p> <p>Step-by-step assembly guide for the Hlivelood DJFX0446WT/BK 4-door wardrobe, featuring a detailed parts list, hardware inventory, comprehensive assembly instructions, hinge adjustment supplement, and safety information for securing the unit.</p>
	<p>LOEFME Portable Wardrobe DJ-155B Assembly Instructions</p> <p>Detailed instructions for assembling the LOEFME Portable Wardrobe model DJ-155B, including component lists, step-by-step guides, and maintenance tips.</p>
	<p>LOEFME 10140H Wardrobe Installation Guide</p> <p>Comprehensive installation manual for the LOEFME 10140H portable fabric wardrobe. Includes detailed component lists, step-by-step assembly instructions, and maintenance tips for optimal use and longevity.</p>
 <p>PAX ET KOMPLEMENT</p>	<p>IKEA PAX & KOMPLEMENT Wardrobe Systems: Design Your Perfect Closet</p> <p>Explore the IKEA PAX and KOMPLEMENT system to create custom wardrobe and closet solutions. This guide details how to choose cabinets, doors, and interior organizers to design a personalized storage space.</p>