

## Donner DDP 400

# Donner DDP-400 Digital Piano User Manual

Model: DDP 400

## INTRODUCTION

---

Thank you for choosing the Donner DDP-400 Digital Piano. This manual provides essential information for setting up, operating, and maintaining your instrument. Please read it thoroughly to ensure proper use and to maximize your musical experience.



Figure 1: The Donner DDP-400 Digital Piano, showcasing its elegant brown finish and full 88-key keyboard.

## SETUP

The Donner DDP-400 Digital Piano is designed for straightforward assembly. While one person can manage, having a second person is recommended for lifting the keyboard unit to prevent scratching and ensure proper alignment.

### Assembly Steps

1. Unpack all components and verify against the packing list.
2. Assemble the piano stand according to the included diagram, securing all screws. A Phillips head screwdriver is required.
3. Carefully lift the main keyboard unit and place it onto the assembled stand, aligning the mounting points. Secure the keyboard to the stand using the provided fasteners.
4. Connect the integrated pedal unit cable to the corresponding port on the underside of the piano.
5. Connect the power adapter (wall wart type) to the power input port on the piano and then to a suitable electrical outlet.



Figure 2: Illustration of the assembly process for the Donner DDP-400, highlighting the main components.

## Dimensions

The piano dimensions are approximately 54.33 inches (D) x 15.75 inches (W) x 35.04 inches (H). Please ensure adequate space for placement.



## OPERATING INSTRUCTIONS

---

The DDP-400 offers a rich set of features designed to enhance your playing and learning experience.

### Keyboard and Sound

- **Weighted Keyboard:** Features a full-sized 88-key hammer-action progressive weighted keyboard with a double-contact design, replicating the feel of an acoustic piano. Keys are heavier in the low end and lighter in the high end.
- **Sound Source:** Equipped with upgraded French Dream sound and 15W dual amplifiers for an authentic acoustic piano sound.
- **Polyphony & Tones:** Supports 128 max polyphony, 138 tones, 100 rhythms, 20 demo songs, and 100 etudes.
- **Effects:** Includes chorus and mixing effects, timbre/rhythm banks, intro/outro accompaniment, and A/B interludes.





# PROFESSIONAL KEYBOARD TEXTURE

Utilizes a 88-key progressive weighted keyboard with double-contact design, the DDP-400 gives it performance comparable to that of premium pianos.



Figure 4: The professional keyboard texture of the DDP-400, designed for an authentic playing feel.



# RESTORATION OF TRUE ACOUSTIC PIANO TONE

built-in dual 15w amplifiers perfectly replicate the sound of an acoustic piano



15W speaker



Figure 5: Internal view of the 15W dual amplifier system, designed to replicate true acoustic piano tone.

## Connectivity

- **USB MIDI:** Connects to iOS, Android devices, and computers for app-based lessons, demo recordings, and music arrangement.
- **Bluetooth:** Allows for wireless MIDI connection, enabling play-along or sing-along functionality.
- **Audio Interfaces:** Features Audio In/Out ports for connecting external audio devices.
- **MIDI In/Out:** Standard MIDI ports for connecting to other MIDI-compatible instruments or interfaces.
- **Headphones Jack:** A 6.35mm jack is provided for private practice.





DDP-400 Family Concert Piano



# INTELLIGENT INTERACTION

The Bluetooth allows you to play along or sing along via USB MIDI connection with computer



Bluetooth



USB MIDI

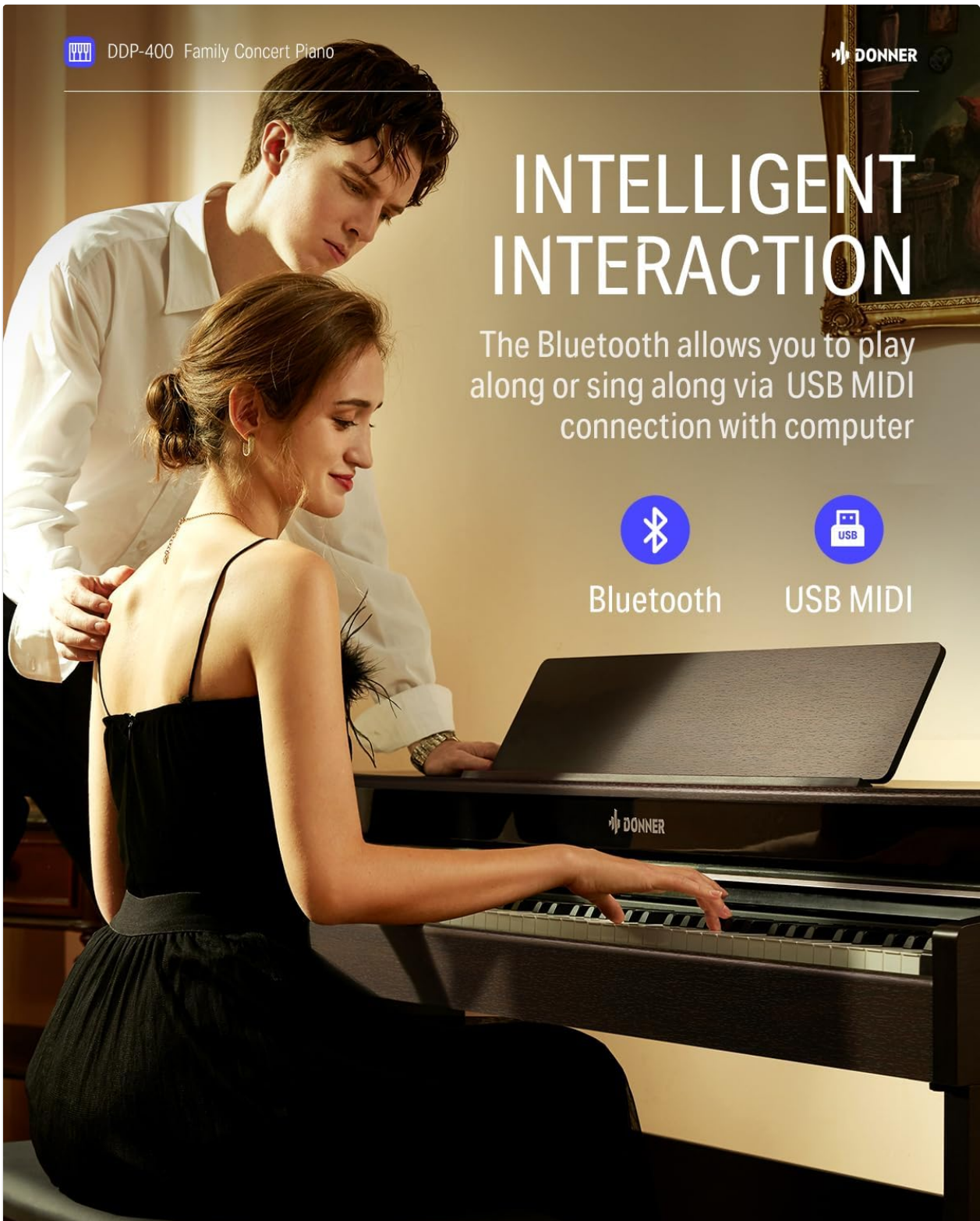



Figure 6: The DDP-400 supports intelligent interaction through Bluetooth and USB MIDI connections.



DDP-400 Family Concert Piano

 **DONNER**

# STRONG FLEXIBILITY

Strong flexibility to meet a wide range of needs



128 polyphony



Chip



100 etudes

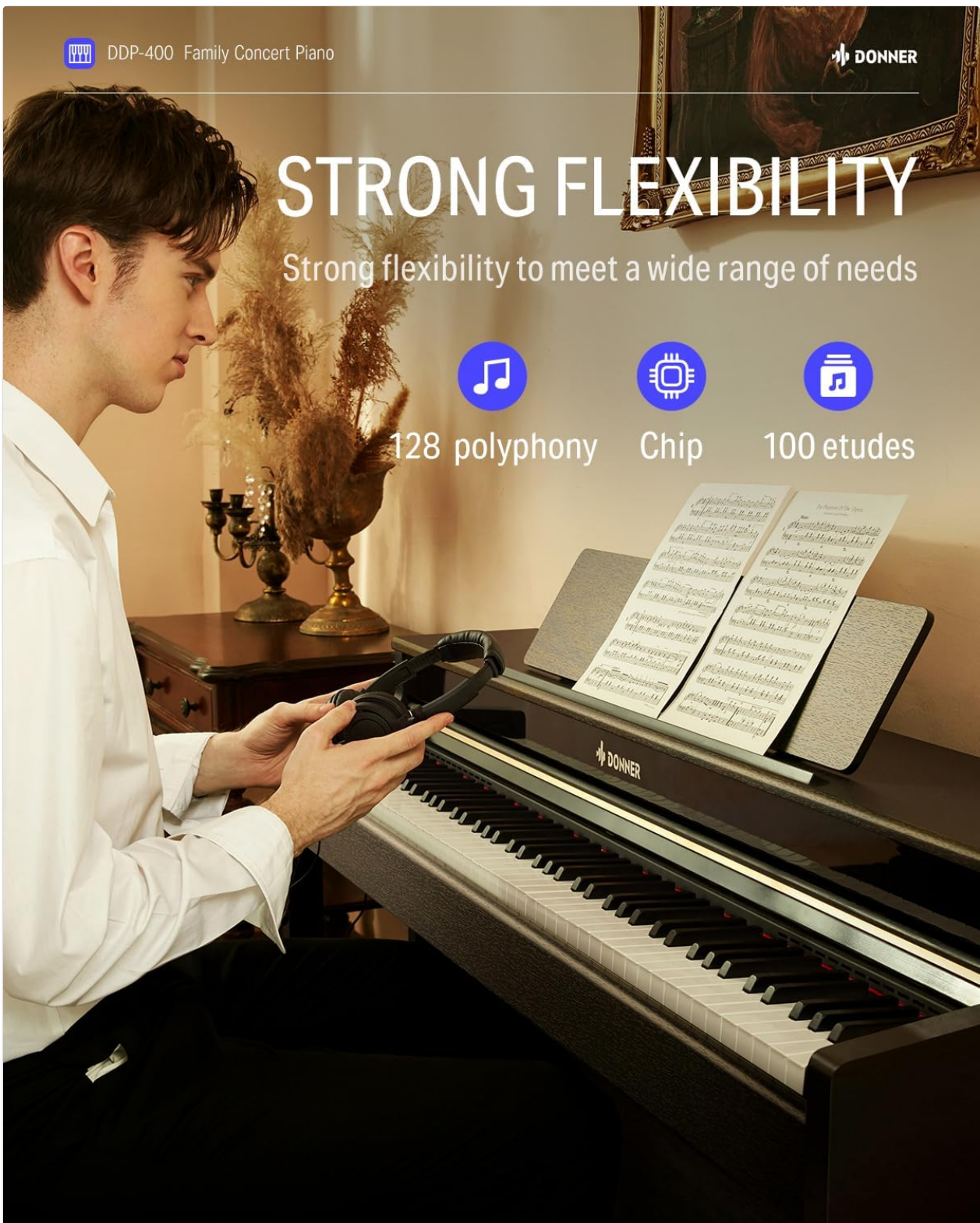


Figure 7: Overview of the various input/output ports on the DDP-400, including Audio, MIDI, and USB.






Figure 8: Location of the headphone jack for private practice sessions.

## Additional Features

- **Recording:** One song can be recorded directly into the piano's memory.
- **Teacher Mode:** Split keyboard functionality allows for duplicate tones, ideal for teaching and learning.
- **Auto-Off:** The piano features an auto-off function after 30 minutes of inactivity to conserve power.
- **Transposing:** Notes can be transposed to different keys.

## MAINTENANCE

Proper care will ensure the longevity and optimal performance of your Donner DDP-400 Digital Piano.

- **Cleaning:** Use a soft, dry cloth to wipe down the piano's surfaces. For stubborn marks, a slightly damp cloth can be used, followed by a dry one. Avoid abrasive cleaners or solvents.
- **Placement:** Position the piano away from direct sunlight, heat sources, and areas of high humidity or extreme temperature fluctuations.
- **Material Quality:** The piano is crafted from high-quality materials that are corrosion-resistant and not easily deformable, ensuring durability.

## TROUBLESHOOTING

If you encounter issues with your DDP-400, please refer to the following common solutions:

- **No Sound:** Check that the power adapter is securely connected and the piano is turned on. Ensure the volume is not set to minimum and headphones are not plugged in if you intend to use the speakers.
- **Distorted Sound:** Verify that all cables are properly connected. If using external speakers, check their connections and settings.
- **Connectivity Issues (Bluetooth/USB MIDI):** Ensure your device's Bluetooth is enabled and the piano is in pairing mode. For USB MIDI, confirm the correct drivers are installed on your computer if necessary, and the cable is securely connected.
- **Keys Sticking/Unresponsive:** Ensure no foreign objects are lodged between the keys. If a specific key consistently malfunctions, contact customer support.
- **Volume Dial Wobbly:** While the volume dial may feel loose, it is generally functional. If it completely fails to adjust volume, contact customer support.

For persistent issues not covered here, please contact Donner customer support.

## SPECIFICATIONS

Feature	Specification
Brand	Donner
Model Name	DDP 400
Number of Keys	88
Key Type	Hammer Action, Progressive Weighted
Polyphony	128 Max
Tones	138
Rhythms	100
Speakers	Dual 15W Amplifiers
Connectivity	Bluetooth, USB MIDI, Audio In/Out, MIDI In/Out
Headphones Jack	6.35mm

Feature	Specification
Product Dimensions	54.33"D x 15.75"W x 35.04"H
Item Weight	117 Pounds (approx. 53.07 kg)
Power Source	Corded Electric
Special Features	Digital Display, Hammer Action, Recording, Smart Chord, Split Mode



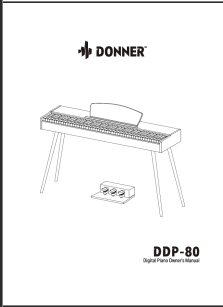

## WARRANTY AND SUPPORT

Donner stands behind the quality of its products. For specific warranty details, please refer to the documentation included with your purchase or visit the official Donner website.



For customer support, technical assistance, or any inquiries, please contact Donner Music directly. They offer dedicated customer support to assist with any issues you may encounter.

An official User Manual in PDF format is also available for download:[Donner DDP-400 User Manual \(PDF\)](#)

### Related Documents - DDP 400

	<p><a href="#">Donner DDP-100S Digital Piano User Manual</a></p> <p>Comprehensive user manual for the Donner DDP-100S Digital Piano, detailing setup, product parameters, features, assembly, voice and rhythm lists, demo songs, and important safety information.</p>
	<p><a href="#">Donner DDP-400 Digital Piano User Manual</a></p> <p>This user manual provides comprehensive instructions for the Donner DDP-400 Digital Piano. It covers setup, assembly, features, operation, troubleshooting, and technical specifications for this 88-key weighted keyboard instrument.</p>
	<p><a href="#">Donner DDP-80 Digital Piano Owner's Manual</a></p> <p>Comprehensive owner's manual for the Donner DDP-80 digital piano, covering installation, features, maintenance, and safety guidelines. Learn how to set up and use your 88-key digital piano.</p>
	<p><a href="#">Donner DDP-100 Digital Piano User Manual and Instructions</a></p> <p>This user manual provides comprehensive instructions for the Donner DDP-100 Digital Piano, covering features, installation, operation, troubleshooting, product care, and safety precautions.</p>



	<p><a href="#">Donner DDP-60 Digital Piano User Manual</a></p> <p>User manual for the Donner DDP-60 digital piano, providing setup, operation, features, and maintenance instructions.</p>
	<p><a href="#">Donner DDP-100 Digital Piano: Instruction Manual and User Guide</a></p> <p>Comprehensive instruction manual for the Donner DDP-100 digital piano, covering features, installation, operation, product care, precautions, accessories, and troubleshooting.</p>