

GOHDLAMP G4 LED US

GOHDLAMP G4 LED Bulbs Instruction Manual

Model: G4 LED US

1. INTRODUCTION

Thank you for choosing GOHDLAMP G4 LED Bulbs. These energy-efficient, low-voltage LED bulbs are designed to replace traditional 20W-30W halogen bulbs, offering superior durability, significant energy savings, and a warm, natural light output. This manual provides essential information for the safe and effective use of your new LED bulbs.

2. PRODUCT FEATURES

- **Superior Durability with Ceramic Material:** Crafted from premium ceramic material for outstanding heat dissipation, ensuring a longer lifespan compared to traditional halogens.
- **Energy-Saving:** Consumes only 3W of power while producing 380 lumens, equivalent to 30W halogens. Achieve up to 90% energy savings.
- **Easy-Fit & Quick Install:** Features a standard JC bi-pin base and compact size (0.43 * 1.17 inches) for effortless installation in most G4 fixtures.
- **Warm & Natural Light:** Boasts a high Color Rendering Index (CRI) of 85, providing a warm (2700K), cozy atmosphere with vivid and natural color rendition.
- **Safe & Versatile:** Designed for 12V AC/DC systems, suitable for a wide range of indoor and outdoor applications. Offers flicker-free and buzz-free operation.




G4 LED Bulb

2W LED bulb

380LM Brightness

35000h Hours Lifespan



Save Energy up to 90%



G4 Halogen Bulb

30W Halogen Bulb

200LM Brightness

2000h Hours Lifespan



Image: Energy saving comparison between G4 LED and Halogen bulbs.

3. SAFETY INFORMATION

- Always turn off the power supply before installing, removing, or cleaning the bulbs.
- Ensure the voltage of your fixture (12V AC/DC) matches the bulb's voltage. Using incorrect voltage may damage the bulb or fixture.
- Do not touch the bulb with wet hands.
- These bulbs are designed for G4 bi-pin bases. Do not attempt to force them into incompatible sockets (e.g., G8, GY6.35).
- Keep out of reach of children.
- Dispose of bulbs according to local regulations.

4. PACKAGE CONTENTS

Your package contains:

- 6 x GOHDLAMP G4 LED Bulbs (2700K Warm White)




Image: The 6-pack of GOHDLAMP G4 LED Bulbs.

5. SETUP AND INSTALLATION

Before installation, please verify the compatibility of the bulbs with your light fixture. It is crucial to check the bulb wattage, voltage, base type, and dimensions to ensure a proper fit and optimal performance.

1. **Turn off Power:** Locate the power switch for the fixture and turn it off. If necessary, turn off the circuit breaker to ensure no power is supplied to the fixture.
2. **Remove Old Bulb (if applicable):** Carefully remove the existing bulb from the fixture. Allow it to cool down if it was recently in use.
3. **Verify Compatibility:** Confirm that your fixture requires a G4 bi-pin base and operates on 12V AC/DC. Measure the available space within your fixture to ensure the GOHDLAMP G4 LED bulb (0.43"W x 1.48"H) will fit without obstruction.

4. **Insert New Bulb:** Gently insert the two pins of the GOHDLAMP G4 LED bulb into the corresponding holes in the fixture's socket. Apply gentle, even pressure until the bulb is securely seated. Avoid bending the pins.
5. **Restore Power:** Once the bulb is securely installed, restore power to the fixture.

ATTENTIONS:

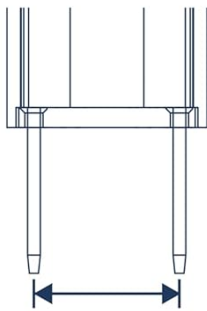
Please check the bulb **WATTAGE, VOLTAGE, BASE TYPE AND DIMENSIONS** carefully before purchasing if they will fit your light fixture.



AC/DC 12V



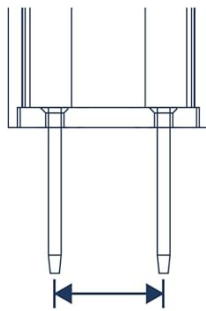
G8 Base



8mm
0.31in



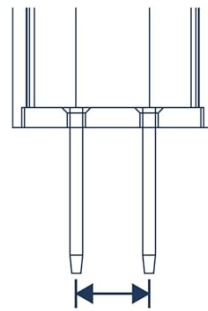
GY6.35 Base



6.35mm
0.25in



G4 Base



4mm
0.16in



Image: Important considerations for bulb compatibility, including base types and dimensions.

NATURAL LIGHT BETTER HEALTH




Image: Detailed dimensions of the G4 Bi-Pin Base for accurate fitting.

6. OPERATING INSTRUCTIONS

After successful installation, simply turn on the power switch for your light fixture. The GOHDLAMP G4 LED bulbs will illuminate instantly, providing a soft warm white light (2700K) with a 360-degree beam angle.



Image: G4 LED Light Bulb features including brightness, wattage, color temperature, base, and voltage.

7. MAINTENANCE

GOHDLAMP G4 LED bulbs are designed for long-lasting performance with minimal maintenance. Follow these guidelines for optimal care:

- **Cleaning:** Ensure the power is off and the bulb is cool before cleaning. Wipe the bulb gently with a soft, dry cloth. Do not use liquid cleaners or abrasive materials.
- **Replacement:** With an average life of 35,000 hours, these bulbs require infrequent replacement. When replacement is necessary, follow the installation steps outlined in Section 5.

8. TROUBLESHOOTING

Problem	Possible Cause	Solution
Bulb does not light up.	No power to fixture, incorrect installation, or defective bulb.	Check power supply. Ensure pins are fully inserted into the socket. Test with another working bulb if available.
Bulb flickers or buzzes.	Incompatible transformer/dimmer, loose connection, or electrical interference.	Ensure your transformer is compatible with LED loads. If using a dimmer, ensure it is LED-compatible. Check for secure connection.
Bulb does not fit the fixture.	Incorrect bulb size or base type for the fixture.	Verify the dimensions and base type (G4) required by your fixture against the bulb's specifications before purchase.
Light is not as bright as expected.	Expectations based on halogen wattage, or voltage drop in low-voltage systems.	These 3W LED bulbs are equivalent to 20-30W halogens (380 lumens). Ensure your 12V system is providing adequate voltage.

9. SPECIFICATIONS

Specification	Value
Brand	GOHDLAMP
Model Name	G4 LED US
Light Type	LED
Wattage	3 Watts
Incandescent Equivalent Wattage	30 Watts
Brightness	380 Lumens
Bulb Base	G4 Bi-Pin
Voltage	12 Volts (AC/DC)
Color Temperature	2700 Kelvin (Soft Warm White)
Color Rendering Index (CRI)	85
Beam Angle	360 Degrees
Average Life	35,000 Hours
Material	Ceramic
Product Dimensions	0.43"W x 1.48"H
Item Weight	1.12 ounces (per pack)
Indoor/Outdoor Usage	Indoor, Outdoor
Special Features	Energy Efficient, Eye-Friendly, Flicker-Free, Instant On, Long Lasting

10. WARRANTY AND SUPPORT

For any questions, concerns, or support regarding your GOHDLAMP G4 LED Bulbs, please refer to the seller's return policy or contact GOHDLAMP customer service through the platform where the purchase was made. Please retain your proof of purchase for any warranty claims.

You can visit the official GOHDLAMP store for more information and products: [GOHDLAMP Store on Amazon](#)

